





2021  
2022



# SHOP **MITSUBISHI** ONLINE ANYTIME, ANYWHERE



Access all of the same resources and shop on the go using the Gensco App!

- ▶ From your computer or mobile device
- ▶ View Technical Training Videos
- ▶ Review product images, features, and more!
- ▶ Create Shopping Lists
- ▶ Order what you need, when you need it, with the quick order pad
- ▶ Mitsubishi Sales and Tech Links
- ▶ Accessories and Frequently Bought Together items
- ▶ Access your account information
- ▶ Watch videos on Gensco's YouTube page

# INDEX

<b>Accessories</b> . . . . .	<b>39-61</b>	<b>Airex</b> . . . . .	<b>46</b>
3-Pole Mini Split Disconnect Switch . . . . .	51	GS30 Line Set Outlets . . . . .	46
Advanced Wind Baffles . . . . .	39	Line Set Covers . . . . .	46
Base Cans for SVZ & PVA Air Handlers . . . . .	55	<b>AMC Inc.</b> . . . . .	<b>41</b>
Condensate Pump . . . . .	53	Port Adapters . . . . .	41
Condensate Removal . . . . .	53	<b>Berry Plastics</b> . . . . .	<b>45</b>
Cordless Power Flaring Tool . . . . .	60	Line Set Tape . . . . .	45
Digital Torque Wrench . . . . .	60,61	<b>Cambridge-Lee Industries</b> . . . . .	<b>40</b>
DrainMate . . . . .	52	Mini Split Line Sets . . . . .	40
Drain Pan Heaters . . . . .	54	<b>Columbia</b> . . . . .	<b>55-58</b>
Drain Pan Level Sensor . . . . .	54	Base Cans for SVZ & PVA Air Handlers . . . . .	55
Electrical - Disconnect Switch . . . . .	50	Filter Boxes . . . . .	57, 58
Electrical - Mini Split Cable . . . . .	51	Filter Box for PEAD . . . . .	55
EZ in Liquid Tight Connector . . . . .	51	Plenums for SVZ & PVA Air Handlers . . . . .	56
Filter Boxes . . . . .	57, 58	Square to Round Plenums . . . . .	56
Filter Box for PEAD . . . . .	55	Square to Round Returns . . . . .	58
Flare Fittings . . . . .	41	Square to Round Supply Transitions . . . . .	58
Flaring Gun . . . . .	60	<b>Controls</b> . . . . .	<b>36-38</b>
Flaring Tool . . . . .	60	Color Touch MA . . . . .	36
GOBI II Condensate Removal Pump . . . . .	53	Control Adapter . . . . .	37
GS30 Line Set Outlets . . . . .	46	D6 Wi-Fi Ductless Controller . . . . .	38
Hanging Brackets . . . . .	49	Flush Mount Remote Temperature Sensor . . . . .	37
Line Hides . . . . .	43	Handheld Wireless Controller . . . . .	38
Line Set Cover Cutting Tool . . . . .	59	IT Extender . . . . .	37
Line Set Covers . . . . .	46	kumo cloud® Wi-Fi Interface . . . . .	36
Line Sets . . . . .	40	kumo Station . . . . .	37
Line Set Tape . . . . .	45	MA Wired, Wall-Mounted Remote Controller . . . . .	38
Mighty Bracket™ Mini Split Installation Tool . . . . .	59	MHK2 Remote Controller Kit . . . . .	36
Mini Split Line Sets . . . . .	40	Transformer . . . . .	38
Mini Split Pads . . . . .	47	Wired Thermostat Interface . . . . .	38
Mini Split Tool Kits . . . . .	59	Wireless Temp/Humid Sensor . . . . .	37
Mini Split Tools . . . . .	61	<b>CPS Products</b> . . . . .	<b>61</b>
Mini Split Torque Wrench Kit . . . . .	60	Digital Torque Wrench . . . . .	61
Mounting Brackets . . . . .	49	<b>DiversiTech</b>	
Plenums for SVZ & PVA Air Handlers . . . . .	56	Condensate Removal . . . . .	53
Port Adapters . . . . .	41	Electrical - Disconnect Switch . . . . .	50
Quick-Sling Dual Fan Mini Split Stands . . . . .	47	Heavy Weight Drop Cloth . . . . .	63
Quick-Sling Mini Split Stands . . . . .	47	Mini Split Pads . . . . .	47
Quick-Sling Quick Display . . . . .	48	Mounting Brackets . . . . .	49
Quick-Sling Super Stands . . . . .	47	Quick-Sling Dual Fan Mini Split Stand . . . . .	47
Quick-Sling Wall Brackets . . . . .	48	Quick-Sling Mini Split Stands . . . . .	47
Refrigerant Ball Valves . . . . .	42	Quick-Sling Quick Display . . . . .	48
Reversaline U Bend Swivel . . . . .	42	Quick-Sling Super Stands . . . . .	47
Roof Top Blox Pipe Support . . . . .	50	Quick-Sling Wall Brackets . . . . .	48
Rotary Cutter . . . . .	51	SpeediChannel™ Line Set Covers . . . . .	44-45
RoughinBox™ . . . . .	52	<b>Ductless Maintenance</b> . . . . .	<b>62-64</b>
SpeediChannel™ Line Set Covers . . . . .	44-45	Cassette Bib Kit . . . . .	63
Square to Round Plenums . . . . .	56	Filters . . . . .	62
Square to Round Returns . . . . .	57, 58		
Square to Round Supply Transitions . . . . .	57, 58		
Super Sleeve . . . . .	52		
Wind Baffles . . . . .	39		



# INDEX

Heavy Weight Drop Cloth . . . . .	63	Line Hides . . . . .	43
Mini Split Bib Kit . . . . .	63	MA Wired, Wall-Mounted Remote Controller . . . . .	38
<b>Honeywell . . . . .</b>	<b>38</b>	MFZ-KJ Floor-Mounted Indoor Units . . . . .	24
D6 Wi-Fi Ductless Controller . . . . .	38	MHK2 Remote Controller Kit . . . . .	36
<b>JB Industries</b>		MLZ - Indoor Units . . . . .	8
Mini Split Tool Kits . . . . .	59	MLZ One-Way Ceiling-Cassette . . . . .	24
Mini Split Tools . . . . .	61	M-Series Controller Compatibility Chart . . . . .	34
Mini Split Torque Wrench Kit . . . . .	60	MXZ-C-NAHZ - Hyper Heat Multi-Zones . . . . .	18
<b>Limited Warranty</b>		MXZ & Indoor Unit Compatibility . . . . .	19
Warranty . . . . .	171-173	MXZ - Multi-Zone Heat Pumps . . . . .	17
<b>MarketAir</b>		MXZ System Compatibility Chart . . . . .	19
DrainMate . . . . .	52	PCA - Ceiling-Suspended Air Conditioners & Heat Pumps . . . . .	28
Reversaline U Bend Swivel . . . . .	42	PEAD - Horizontal-Ducted Air Conditioners . . . . .	31
RoughinBoxTM . . . . .	52	PEAD - Horizontal-Ducted Heat Pumps . . . . .	32
Super Sleeve . . . . .	52	PEAD Horizontal-Ducted Indoor Units . . . . .	25
<b>Mars</b>		PEAD - Indoor Units . . . . .	9
3-Pole Mini Split Disconnect Switch . . . . .	51	PKA - Wall-Mounted Air Conditioners & Heat Pumps . . . . .	27
Electrical - Disconnect Switch . . . . .	50	PLA - Ceiling-Recessed Air Conditioners . . . . .	29
Transformer . . . . .	38	PLA - Ceiling-Recessed Heat Pumps . . . . .	30
<b>Mitsubishi</b>		Port Adapter . . . . .	20
Advanced Wind Baffles . . . . .	39	P-Series Controller Compatibility Chart . . . . .	33
Branch Box Enclosure . . . . .	20	PVA Multi-Position Air Handlers . . . . .	26
Branch Box Options . . . . .	20	Refrigerant Ball Valves . . . . .	42
Color Touch MA . . . . .	36	SEZ Horizontal-Ducted Indoor Units . . . . .	24
Control Adapter . . . . .	37	SEZ - Indoor Units . . . . .	10
Downflow Kits . . . . .	4, 5, 21	SLZ Ceiling-Recessed Indoor Units . . . . .	25
Drain Pan Heaters . . . . .	54	SLZ - Indoor Units . . . . .	10
Drain Pan Level Sensor . . . . .	54	Square to Round Returns . . . . .	57, 58
EF Designer Wall-Mounted Indoor Units . . . . .	22	Square to Round Supply Transitions . . . . .	57, 58
Electric Heater Kits . . . . .	4, 5, 21, 26	SUZ Compatibility Chart . . . . .	6
Electric Heat Lockout Controller . . . . .	4, 5, 21, 26	SUZ-KA-NA - Advantage Series Outdoor Units . . . . .	6, 7
FH - High Efficiency Wall-Mounted Heat Pumps . . . . .	15	SVZ - Advantage Series Indoor Units . . . . .	4, 5, 21
FH Wall-Mounted Indoor Units . . . . .	23	Wind Baffles . . . . .	39
Filter Boxes . . . . .	57, 58	Wired Thermostat Interface . . . . .	38
Filters . . . . .	62	Wireless Temp/Humid Sensor . . . . .	37
Flare Connector . . . . .	20	WR - Single-Zone Wall-Mounted Heat Pump . . . . .	11
Flush Mount Remote Temperature Sensor . . . . .	37	MXZ-2C20NA2 Indoor Unit Combinations . . . . .	94
GL - Single-Zone Wall-Mounted Air Conditioners . . . . .	13	MXZ-2C20NAHZ2 Indoor Unit Combinations . . . . .	64
GL - Single-Zone Wall-Mounted Heat Pumps . . . . .	14	MXZ-3C24NA2 Inoor Unit Combinations . . . . .	95-96
GL Wall-Mounted Indoor Units . . . . .	23	MXZ-3C24NAHZ2 Inoor Unit Combinations . . . . .	65-66
Grille for MLZ One-Way Ceiling-Cassette . . . . .	24	MXZ-3C30NA2 Indoor Unit Combinations . . . . .	97-99
Grille for SLZ Ceiling Recessed Cassette . . . . .	25	MXZ-3C30NAHZ2 Indoor Unit Combinations . . . . .	67-69
Handheld Wireless Controller . . . . .	38	MXZ-4C36NA2 Indoor Unit Combinations . . . . .	100-104
HM - Single-Zone Wall-Mounted Heat Pumps . . . . .	12	MXZ-4C36NAHZ2 Indoor Unit Combinations . . . . .	70-73
Hyper Heat w/ Base Pan Heater . . . . .	15	MXZ-5C42NA2 Indoor Unit Combinations . . . . .	105-113
IT Extender . . . . .	37	MXZ-5C42NAHZ2 Indoor Unit Combinations . . . . .	74-80
JP - 115V Wall-Mounted . . . . .	11	MXZ-8C48NA2 Indoor Unit Combinations . . . . .	114-126
KJ - High Efficiency Floor-Mounted Heat Pumps . . . . .	16	MXZ-8C48NAHZ2 Indoor Unit Combinations . . . . .	81-93
kumo cloud® Wi-Fi Interface . . . . .	36	MXZ-8C60NA2 Indoor Unit Combinations . . . . .	127-170
Kumo Station . . . . .	37	<b>M-Series Controller Compatibility Chart . . . . .</b>	<b>34</b>
		<b>M-Series - Multi-Zone Systems . . . . .</b>	<b>17-25</b>
		Branch Box Enclosure . . . . .	20
		Branch Box Options . . . . .	20

# INDEX

Downflow Kits . . . . .	21	MXZ-4C36NAHZ2 Indoor Unit Combinations . . . . .	70-73
EF Designer Wall-Mounted Indoor Units . . . . .	22	MXZ-5C42NA2 Indoor Unit Combinations . . . . .	105-113
Electric Heater Kits . . . . .	21	MXZ-5C42NAHZ2 Indoor Unit Combinations . . . . .	74-80
Electric Heat Lockout Controller . . . . .	21	MXZ-8C48NA2 Indoor Unit Combinations . . . . .	114-126
Flare Connector . . . . .	20	MXZ-8C48NAHZ2 Indoor Unit Combinations . . . . .	81-93
FS Wall-Mounted Indoor Units . . . . .	23	MXZ-8C60NA2 Indoor Unit Combinations . . . . .	127-170
GL Wall-Mounted Indoor Units . . . . .	23		
Grille for MLZ One-Way Ceiling-Cassette . . . . .	24	<b>NAVAC</b>	
Grille for SLZ Ceiling Recessed Cassette . . . . .	25	Digital Torque Wrench . . . . .	60
MFZ-KJ Floor-Mounted Indoor Units . . . . .	24	Cordless Power Flaring Tool . . . . .	60
MLZ One-Way Ceiling-Cassette . . . . .	24	Flaring Gun . . . . .	60
MXZ-C-NAHZ - Hyper Heat Multi-Zones . . . . .	18	Flaring Tool . . . . .	60
MXZ & Indoor Unit Compatibility . . . . .	19		
MXZ - Multi-Zone Heat Pumps . . . . .	17	<b>PDM</b>	
MXZ System Compatibility Chart . . . . .	19	Line Sets . . . . .	40
PEAD Horizontal-Ducted Indoor Units . . . . .	25		
Port Adapter . . . . .	20	<b>P-Series</b> . . . . .	<b>26-32</b>
SEZ Horizontal-Ducted Indoor Units . . . . .	24	Electric Heater Kits . . . . .	26
SLZ Ceiling-Recessed Indoor Units . . . . .	25	Electric Heat Lockout Controller . . . . .	26
SVZ - Advantage Series Indoor Units . . . . .	21	PCA - Ceiling-Suspended Air Conditioners & Heat Pumps . . . . .	28
		PEAD - Horizontal-Ducted Air Conditioners . . . . .	31
<b>M-Series - Single-Zone Systems</b> . . . . .	<b>4-16</b>	PEAD - Horizontal-Ducted Heat Pumps . . . . .	32
Downflow Kits . . . . .	4, 5	PKA - Wall-Mounted Air Conditioners & Heat Pumps . . . . .	27
Electric Heater Kits . . . . .	4, 5	PLA - Ceiling-Recessed Air Conditioners . . . . .	29
Electric Heat Lockout Controller . . . . .	4, 5	PLA - Ceiling-Recessed Heat Pumps . . . . .	30
FS - High Efficiency Wall-Mounted Heat Pumps . . . . .	15	PVA Multi-Position Air Handlers . . . . .	26
GL - Single-Zone Wall-Mounted Air Conditioners . . . . .	13		
GL - Single-Zone Wall-Mounted Heat Pumps . . . . .	14	<b>P-Series Controller Compatibility Chart</b> . . . . .	<b>33</b>
HM - Single-Zone Wall-Mounted Heat Pumps . . . . .	12		
Hyper Heat w/ Base Pan Heater . . . . .	15	<b>Rectorseal</b>	
JP - 115V Wall-Mounted . . . . .	11	Condensate Pump . . . . .	53
KJ - High Efficiency Floor-Mounted Heat Pumps . . . . .	16	Hanging Brackets . . . . .	49
MLZ - Indoor Units . . . . .	8	Line Set Cover Cutting Tool . . . . .	59
PEAD - Indoor Units . . . . .	9	Mighty Bracket™ Mini Split Installation Tool . . . . .	59
SEZ - Indoor Units . . . . .	10		
SLZ - Indoor Units . . . . .	10	<b>Refco</b>	
SUZ Compatibility Chart . . . . .	6	GOBI II Condensate Removal Pump . . . . .	53
SUZ-KA-NA - Advantage Series Outdoor Units . . . . .	6		
SUZ-KA-NA - Hyper Heat Advantage Series Outdoor Units . . . . .	7	<b>Roof Top Blox</b>	
SVZ - Advantage Series Indoor Units . . . . .	4	Roof Top Blox Pipe Support . . . . .	50
SVZ - Hyper Heat Advantage Series Indoor Units . . . . .	5		
WR - Single-Zone Wall-Mounted Heat Pump . . . . .	11	<b>Sauermann</b>	
		Hanging Brackets . . . . .	49
<b>Mueller Industries</b>		<b>Southwire</b>	
Flare Fittings . . . . .	41	Electrical - Mini Split Cable . . . . .	51
Port Adapters . . . . .	41	EZ in Liquid Tight Connector . . . . .	51
		Rotary Cutter . . . . .	51
<b>Multi-Zone Matches</b> . . . . .	<b>64-170</b>	<b>SpeedClean</b>	
MXZ-2C20NA2 Indoor Unit Combinations . . . . .	94	Cassette Bib Kit . . . . .	63
MXZ-2C20NAHZ2 Indoor Unit Combinations . . . . .	64	Mini Split Bib Kit . . . . .	63
MXZ-3C24NA2 Indoor Unit Combinations . . . . .	95-96		
MXZ-3C24NAHZ2 Indoor Unit Combinations . . . . .	65-66		
MXZ-3C30NA2 Indoor Unit Combinations . . . . .	97-99		
MXZ-3C30NAHZ2 Indoor Unit Combinations . . . . .	67-69		
MXZ-4C36NA2 Indoor Unit Combinations . . . . .	100-104		



# M-SERIES — SINGLE-ZONE SYSTEMS

## SVZ — ADVANTAGE SERIES INDOOR UNITS

### Horizontal/Upflow Air Handler System

- Available capacities in kBtu/h: 12, 18, 24, 30, 36
- Ducted air handler provides a solution to cool and heat larger zones
- Highly efficient completely enclosed EC motor
- Selectable external static pressure: 0.30", 0.50" and 0.80" WG
- 1" R4.2 fiberglass free insulation reduces condensation and increases efficiency
- Positive pressure cabinet with air leakage of less than 2.0% at 1" w.g.  
(Tested per ASHRAE Standard 193)
- Unique blow through design allows simple coil cleaning when the blower is removed
- Multi-position installation: horizontal (left or right), and up-flow. Down-flow requires the optional Down-flow Kit.
- Optional electric heat and downflow kits
- Condensation overflow switch connection
- Humidifier and ERV interface connections
- Auxiliary heat control connections

### Limited Warranty



\*If Installed and Registered by a Diamond Contractor with-in 90 days of install date\*



### Control Options

- Wireless Remote Controller: MHK2
- kumo cloud® Wi-Fi Interface: PAC-USWHS002-WF-2
- Thermostat Interface: PAC-US444CN-1
- Color touchscreen remote controller: PAR-CT01MAU-SB



PAC-USWHS002-WF-2



PAC-US444CN-1

PAR-CT01MAU-SB



Product #	Unit Type	Cooling Max. @ 95°	Heating Max. @ 17°	SEER	HSPF	Cabinet Size	Lineset	Max. Lineset	List
SVZKP12NA	Indoor	12,000	9,900	18.0	12.1	Small	1/4" x 3/8"	65'	\$2,978.00
SUZKA12NA2	Outdoor								\$2,306.00
SVZKP18NA	Indoor	18,000	14,000	18.0	12.6	Small	1/4" x 1/2"	100'	\$3,196.00
SUZKA18NA2	Outdoor								\$3,498.00
SVZKP24NA	Indoor	24,000	14,600	18.0	10.4	Small	5/8" x 3/8"	100'	\$3,426.00
SUZKA24NA2	Outdoor								\$4,516.00
SVZKP30NA	Indoor	27,000	21,400	18.0	13.6	Medium	5/8" x 3/8"	100'	\$3,666.00
SUZKA30NA2	Outdoor								\$3,828.00
SVZKP36NA	Indoor	33,000	23,200	16.0	11.7	Medium	5/8" x 3/8"	100'	\$5,898.00
SUZKA36NA2	Outdoor								\$5,672.00

## DOWNFLOW KITS

Product #	Desc.	List
DFK-S	Down Flow Kit Small Cabinet SVZ A/H	\$288.00
DFK-M	Down Flow Kit Medium Cabinet SVZ A/H	\$298.00



Electric Heat Kit

## ELECTRIC HEATER KITS

Product #	Desc.	List
EH03-SVZ-S	3Kw Small Cabinet	\$842.00
EH05-SVZ-S	5Kw Small Cabinet	\$768.00
EH08-SVZ-S	8Kw Small Cabinet	\$990.00
EH05-SVZ-M	5Kw Medium Cabinet	\$1,090.00
EH08-SVZ-M	8Kw Medium Cabinet	\$1,084.00
EH10-SVZ-M	10Kw Medium Cabinet	\$1,096.00



ETC-211020-MIT

## ELECTRIC HEAT LOCKOUT CONTROLLER

Product #	Desc.	List
MIA ETC-211020-MIT	Aux. Heat Lockout PVA/SVZ Strip Heat	\$360.00

# M-SERIES — SINGLE-ZONE SYSTEMS

## SVZ — HYPER HEAT ADVANTAGE SERIES INDOOR UNITS Horizontal/Upflow Air Handler System

- Available capacities in kBtu/h: 12, 18, 24, 30, 36
- Ducted air handler provides a solution to cool and heat larger zones
- Highly efficient completely enclosed EC motor
- Selectable external static pressure: 0.30", 0.50" and 0.80" WG
- 1" R4.2 fiberglass free insulation reduces condensation and increases efficiency
- Positive pressure cabinet with air leakage of less than 2.0% at 1" w.g.  
(Tested per ASHRAE Standard 193)
- Unique blow through design allows simple coil cleaning when the blower is removed
- Multi-position installation: horizontal (left or right), and up-flow. Down-flow requires the optional Down-flow Kit.
- Optional electric heat and downflow kits
- Condensation overflow switch connection
- Humidifier and ERV interface connections
- Auxiliary heat control connections

### Limited Warranty



\*If Installed and Registered by a Diamond Contractor with-in 90 days of install date\*



M-SERIES  
SINGLE-ZONE SYSTEMS

### Control Options

- Wireless Remote Controller: MHK2
- kumo cloud® Wi-Fi Interface: PAC-USWHS002-WF-2
- Thermostat Interface: PAC-US444CN-1
- Color touchscreen remote controller: PAR-CT01MAU-SB



PAC-USWHS002-WF-2



PAC-US444CN-1



PAR-CT01MAU-SB



Product #	Unit Type	Cooling Max. @ 95°	Heating Max. @ 17°	SEER	HSPF	Cabinet Size	Lineset	Max. Lineset	List
SVZKP12NA	Indoor	12,000	15,000	19.0	10.2	Small	1/4" x 3/8"	65'	\$2,978.00
SUZKA12NAHZ	Outdoor								\$3,562.00
SVZKP18NA	Indoor	18,000	21,600	18.4	10.4	Small	1/4" x 1/2"	100'	\$3,196.00
SUZKA18NAHZ	Outdoor								\$4,810.00
SVZKP24NA	Indoor	24,000	23,000	16.0	9.2	Small	5/8" x 3/8"	100'	\$3,426.00
SUZKA24NAHZ	Outdoor								\$5,406.00
SVZKP30NA	Indoor	27,000	32,000	15.0	9.0	Medium	5/8" x 3/8"	100'	\$3,666.00
SUZKA30NAHZ	Outdoor								\$6,698.00
SVZKP36NA	Indoor	36,000	37,000	16.0	9.0	Medium	5/8" x 3/8"	100'	\$3,828.00
SUZKA36NAHZ	Outdoor								\$7,194.00

### DOWNFLOW KITS

Product #	Desc.	List
DFK-S	Down Flow Kit Small Cabinet SVZ A/H	\$288.00
DFK-M	Down Flow Kit Medium Cabinet SVZ A/H	\$298.00

### ELECTRIC HEATER KITS

Product #	Desc.	List
EH03-SVZ-S	3Kw Small Cabinet	\$842.00
EH05-SVZ-S	5Kw Small Cabinet	\$768.00
EH08-SVZ-S	8Kw Small Cabinet	\$990.00
EH05-SVZ-M	5Kw Medium Cabinet	\$1,090.00
EH08-SVZ-M	8Kw Medium Cabinet	\$1,084.00
EH10-SVZ-M	10Kw Medium Cabinet	\$1,096.00

### ELECTRIC HEAT LOCKOUT CONTROLLER

Product #	Desc.	List
MIA ETC-211020-MIT	Aux. Heat Lockout PVA/SVZ Strip Heat	\$360.00



Electric Heat Kit



ETC-211020-MIT



## M-SERIES — SINGLE-ZONE SYSTEMS

### SUZ-KA-NA — ADVANTAGE SERIES OUTDOOR UNITS

Provides personalized comfort in every room of every building. No other company is as committed to creating environmentally friendly and affordable technology that's ideal for today's home and work environments no matter the size or shape. With over 30 years of industry leadership, Mitsubishi is proud to be America's #1 selling brand of Mini Split technology.



#### Features

- Variable speed INVERTER-driven compressor
- Innovative Joint Lap DC Motor leads to high efficiency and reliability
- Pulse Amplitude Modulation technology
- High-performance grooved piping for increased heat exchange efficiency

#### Limited Warranty



\*If Installed and Registered by a Diamond Contractor with-in 90 days of install date\*

Product #	Indoor Unit Type	Cooling Max. @ 95°	Heating Max. @ 17°	Fuse Size	Lineset	Max. Lineset	List
SUZKA09NA2	Ducted	9,000	7,600	15	3/8" x 1/4"	65'	\$2,016.00
SUZKA12NA2	Ducted	12,000	9,900	15	3/8" x 1/4"	65'	\$2,306.00
SUZKA15NA2	Ducted	15,000	11,300	15	1/2" x 1/4"	65'	\$2,742.00
SUZKA18NA2	Ducted	18,000	14,000	15	1/2" x 1/4"	100'	\$3,498.00
SUZKA24NA2	Ducted	24,000	15,000	20	5/8" x 3/8"	100'	\$4,516.00
SUZKA30NA2	Ducted	27,000	22,400	20	5/8" x 3/8"	100'	\$5,436.00
SUZKA36NA2	Ducted	33,000	23,100	20	5/8" x 3/8"	100'	\$5,898.00

### SUZ COMPATIBILITY CHART

		Type	9	12	15	18	24	30	36
SUZ-KA**NA2	SLZ-KF	2' X 2' Cassette	X	X	X	X			
	SEZ-KD	Low Static Ducted	X	X	X	X			
	PEAD	Mid Static Ducted	X	X	X	X	X	X	X
	SVZ	Multi Position Air Handler		X		X	X	X	X
	MLZ-KP	1 Way Cassette	X	X		X			

## M-SERIES — SINGLE-ZONE SYSTEMS

### SUZ-KA-NA — HYPER HEAT ADVANTAGE SERIES OUTDOOR UNITS

Provides personalized comfort in every room of every building. No other company is as committed to creating environmentally friendly and affordable technology that's ideal for today's home and work environments no matter the size or shape. With over 30 years of industry leadership, Mitsubishi is proud to be America's #1 selling brand of Mini Split technology.

#### Features

- Variable speed INVERTER-driven compressor
- Innovative Joint Lap DC Motor leads to high efficiency and reliability
- Pulse Amplitude Modulation technology
- High-performance grooved piping for increased heat exchange efficiency



#### Limited Warranty



\*If Installed and Registered by a Diamond Contractor with-in 90 days of install date\*

Product #	Indoor Unit Type	Cooling Max. @ 95°	Heating Max. @ 17°	Fuse Size	Lineset	Max. Lineset	List
SUZKA09NAHZ	Ducted	9,000	12,000	15	3/8" x 1/4"	65'	\$3,028.00
SUZKA12NAHZ	Ducted	12,000	15,000	15	3/8" x 1/4"	65'	\$3,562.00
SUZKA15NAHZ	Ducted	15,000	18,000	20	1/2" x 1/4"	65'	\$4,186.00
SUZKA18NAHZ	Ducted	18,000	21,600	20	1/2" x 1/4"	100'	\$4,810.00
SUZKA24NAHZ	Ducted	24,000	23,000	25	5/8" x 3/8"	100'	\$5,406.00
SUZKA30NAHZ	Ducted	27,000	32,000	35	5/8" x 3/8"	100'	\$6,698.00
SUZKA36NAHZ	Ducted	36,000	37,000	35	5/8" x 3/8"	100'	\$7,194.00



# M-SERIES — SINGLE-ZONE SYSTEMS

## MLZ — INDOOR UNITS

### One-Way Ceiling-Cassette




- Designed to fit between standard 16" joists
- Comes with wireless handheld controller
- CN105 built-in and various control options available, including kumo cloud® app
- Built-in condensate lift mechanism (19.6")
- Adjustable fan speeds and vane directions
- Service access from directly beneath the unit
- Superior filtration provided by the nano-platinum filter



### Limited Warranty



\*If Installed and Registered by a Diamond Contractor with-in 90 days of install date\*


Indoor Model	Cooling CAP @ 95°F	Heating CAP @ 17°F	SEER	HSPF	EER		List
MLZKP09NA-U1	9,000	7,700	19.50	13.30	12.60		\$1,332.00
MLZKP12NA-U1	12,200	9,900	19.80	12.10	12.50		\$1,534.00
MLZKP18NA-U1	18,000	13,100	22.30	12.40	12.50		\$2,348.00

# M-SERIES — SINGLE-ZONE SYSTEMS

## PEAD — INDOOR UNITS

### Horizontal Medium Static Ducted Indoor Unit

- Unobtrusive ceiling-concealed design for short-run ductwork
- Wide ranging external static pressure (0.14-0.60" WG)
- Built-in condensate lift mechanism
- Auto fan speed mode
- Optional FB Series filter boxes for easy access and service
- Ideal for residential homes, retail shopping centers, larger classrooms, office complexes, conference rooms, ballrooms, fitness centers and more



### Limited Warranty



\*If Installed and Registered by a Diamond Contractor with-in 90 days of install date\*

### Control Options

- Wireless Remote Controller: MHK2
- kumo cloud® Wi-Fi Interface: PAC-USWHS002-WF-2
- Thermostat Interface: PAC-US444CN-1
- Color touchscreen remote controller: PAR-CT01MAU-SB



PAC-USWHS002-WF-2



MHK2



PAC-US444CN-1



PAR-CT01MAU-SB

Indoor Model	Cooling CAP @ 95°F	Heating CAP @ 17°F	SEER	HSPF	EER		List
PEADA09AA7	9,000	7,600	19.70	12.60	12.50		\$2,188.00
PEADA12AA7	12,000	9,900	20.50	13.00	12.90		\$2,248.00
PEADA15AA7	15,000	11,300	19.20	11.60	13.00		\$2,592.00
PEADA18AA7	18,000	14,000	19.80	12.90	14.10		\$2,710.00
PEADA24AA7	24,000	15,000	18.00	11.20	12.50		\$3,686.00
PEADA30AA7	27,000	22,400	18.00	12.60	12.50		\$4,180.00
PEADA36AA7	33,000	23,100	16.00	11.60	9.40	—	\$4,676.00



## M-SERIES — SINGLE-ZONE SYSTEMS

### SEZ — INDOOR UNITS

#### Horizontal-Ducted Heat Pumps

- 15–17.5 SEER, 10 HSPF, INVERTER-driven compressor
- Provides cooling and heating in a wide range of capacities
- Built-in condensate lift mechanism (up to 22")
- Static capability up to 0.20" WG
- Optional filter box with MERV-8 filters

#### Control Options

- Wireless Remote Controller: MHK2
- kumo cloud® Wi-Fi Interface: PAC-USWHS002-WF-2
- Thermostat Interface: PAC-US444CN-1
- Color touchscreen remote controller: PAR-CT01MAU-SB

Limited Warranty



\*If Installed and Registered by a Diamond Contractor with-in 90 days of install date\*



MHK2



PAC-USWHS002-WF-2



PAC-US444CN-1



PAR-CT01MAU-SB

Indoor Model	Cooling CAP @ 95°F	Heating CAP @ 17°F	SEER	HSPF	EER		List
SEZKD09NA4R1	9,000	7,600	18.80	11.00	12.80		\$1,608.00
SEZKD12NA4R1	12,000	10,000	20.50	12.40	12.90		\$1,738.00
SEZKD15NA4R1	15,000	11,700	19.00	11.40	13.00		\$2,008.00
SEZKD18NA4R1	18,000	13,900	22.00	13.10	13.70		\$2,254.00

### SLZ — INDOOR UNITS

#### 2' x 2' Ceiling Cassette

- New modern square design grille with a low profile
- Optional 3D i-see Sensor™
- Individual vane control with PAR 33 Controller
- 3D turbo fan and DC fan motor

#### Control Options

- Wireless Remote Receiver Panel: PAR-SF9FA-E
- Wireless Remote Controller: PAR-SL100A-E

PAR-SL100A-E



PAR-SF9FA-E



Limited Warranty



\*If Installed and Registered by a Diamond Contractor with-in 90 days of install date\*

Indoor Model	Cooling CAP @ 95°F	Heating CAP @ 17°F	SEER	HSPF	EER		List
SLZKF09NA	9,000	6,900	22.40	12.20	13.40		\$1,312.00
SLZKF12NA	12,000	8,900	22.00	11.40	13.30		\$1,552.00
SLZKF15NA	14,100	11,900	19.80	11.20	12.20	—	\$1,930.00
SLZKF18NA	17,700	12,900	20.70	11.60	12.50		\$2,258.00

## M-SERIES — SINGLE-ZONE SYSTEMS

### WR — SINGLE-ZONE WALL-MOUNTED HEAT PUMP

#### MSZ-Indoor / MUZ-Outdoor

- 9, 12, 18 and 24 kBtu/h capacities
- 220V, INVERTER-driven, heat pump
- Includes wireless handheld remote controller and anti-mold filter
- Blue Fin anti-corrosion treatment to extend life of the coil
- CN105 is available to use



M-SERIES  
SINGLE-ZONE SYSTEMS

Product #	Unit Type	Cooling Max. @ 95°	Heating Max. @ 17°	SEER	HSPF	Fuse Size	Lineset	Max. Lineset	List
MSZWR09NA-U1	Indoor	10,000	7,200	16.0	8.5	15	3/8" x 1/4"	65'	\$646.00
MUZWR09NA-U2	Outdoor								\$1,188.00
MSZWR12NA-U1	Indoor	12,200	9,000	16.0	8.5	15	3/8" x 1/4"	65'	\$780.00
MUZWR12NA-U2	Outdoor								\$1,318.00
MSZWR18NA-U1	Indoor	18,000	15,000	16.0	8.5	15	1/2" x 1/4"	65'	\$1,062.00
MUZWR18NA-U2	Outdoor								\$2,000.00
MSZWR24NA-U1	Indoor	22,500	18,500	16.0	8.5	15	5/8" x 3/8"	100'	\$1,100.00
MUZWR24NA-U1	Outdoor								\$2,314.00

#### Control Options

- Wireless Remote Controller: MHK2
- kumo cloud® Wi-Fi Interface: PAC-USWHS002-WF-2
- Thermostat Interface: PAC-US444CN-1
- Color touchscreen remote controller: PAR-CT01MAU-SB  
(Requires MAC-333, page 133)



PAC-USWHS002-WF-2



MHK2



PAC-US444CN-1



PAR-CT01MAU-SB

### JP — 115V WALL-MOUNTED

#### MSZ-Indoor / MUZ-Outdoor

- 9 and 12 kBtu/h capacities
- 115V, INVERTER-driven, heat pump
- Includes wireless handheld remote controller and CN105 is available



Product #	Unit Type	Cooling Max. @ 95°	Heating Max. @ 17°	SEER	HSPF	Fuse Size	Lineset	Max. Lineset	List
MSZJP09WA-U1	Indoor	10,000	7,200	17.0	9.0	15	3/8" x 1/4"	65'	\$752.00
MUZJP09WA-U1	Outdoor								\$1,434.00
MSZJP12WA-U1	Indoor	12,200	9,000	17.0	9.0	15	3/8" x 1/4"	65'	\$874.00
MUZJP12WA-U1	Outdoor								\$1,516.00



## M-SERIES — SINGLE-ZONE SYSTEMS

### HM — SINGLE-ZONE WALL-MOUNTED HEAT PUMPS

#### MSZ-Indoor / MUZ-Outdoor

- Blue fin coating on outdoor unit for increased coil protection and longer life
- INVERTER-driven heat pump
- Cooling operation range: 14° F to 115° F
- Heating operation range: -4° F to 75° F
- 12 hour timer and 4 fan speeds
- ECONO COOL mode



(Included)



#### Control Options

- Wireless Remote Controller: MHK2
- kumo cloud® Wi-Fi Interface: PAC-USWHS002-WF-2
- Thermostat Interface: PAC-US444CN-1



MHK2



PAC-USWHS002-WF-2



PAC-US444CN-1

#### Limited Warranty



\*If Installed and Registered by a Diamond Contractor with-in 90 days of install date\*

Product #	Unit Type	Cooling Max. @ 95°	Heating Max. @ 17°	SEER	HSPF	Fuse Size	Lineset	Max. Lineset	List
MSZHM09NA-U1	Indoor	10,000	7,200	18.0	10.0	15	1/4" x 3/8"	65'	\$784.00
MUZHM09NA-U1	Outdoor								\$1,376.00
MSZHM12NA-U1	Indoor	12,200	9,000	18.0	10.0	15	1/4" x 3/8"	65'	\$936.00
MUZHM12NA-U2	Outdoor								\$1,536.00
MSZHM15NA-U1	Indoor	16,000	14,000	18.0	10.0	15	1/4" x 1/2"	65'	\$1,116.00
MUZHM15NA-U2	Outdoor								\$1,884.00
MSZHM18NA-U1	Indoor	18,000	15,000	18.0	10.0	15	1/4" x 1/2"	65'	\$1,180.00
MUZHM18NA-U2	Outdoor								\$2,358.00
MSZHM24NA-U1	Indoor	22,500	18,500	18.0	10.0	15	3/8" x 5/8"	100'	\$1,256.00
MUZHM24NA-U2	Outdoor								\$2,528.00

# M-SERIES — SINGLE-ZONE SYSTEMS

## GL — SINGLE-ZONE WALL-MOUNTED AIR CONDITIONERS

### MSY-Indoor / MUY-Outdoor

- Easily mounted high on the wall without taking up any window space
- The anti-allergy enzyme filter, uses artificial blue enzymes to eliminate germs, bacteria and viruses
- Benefits from Inverter technology that out performs conventional systems
- Precise rotation speed control helps keep temperatures consistently where you want them
- Offers wide vane for wider angle of air flow, 150° from left to right
- Uses 14/4 wire between outdoor and indoor units
- MSY- GS units feature "Dual Barrier Coating"



(Included)



### Control Options

- Wireless Remote Controller: MHK2
- kumo cloud® Wi-Fi Interface: PAC-USWHS002-WF-2
- Thermostat Interface: PAC-US444CN-1



MHK2



PAC-USWHS002-WF-2



PAC-US444CN-1

### Limited Warranty



\*If Installed and Registered by a Diamond Contractor with-in 90 days of install date\*

Product #	Unit Type	Cooling Max. @ 95°	SEER	Fuse Size	Lineset	Max. Lineset	List
MSYGL09NA-U1	Indoor	12,200	24.6	15	1/4" x 3/8"	65'	\$786.00
MUYGL09NA-U2	Outdoor					65'	\$1,676.00
MSYGL12NA-U1	Indoor	13,600	23.1	15	1/4" x 3/8"	65'	\$890.00
MUYGL12NA-U2	Outdoor					65'	\$1,734.00
MSYGL15NA-U1	Indoor	18,200	21.6	15	1/4" x 1/2"	65'	\$1,216.00
MUYGL15NA-U2	Outdoor					65'	\$2,096.00
MSYGL18NA-U1	Indoor	22,000	20.5	15	1/4" x 1/2"	100'	\$1,446.00
MUYGL18NA-U1	Outdoor					100'	\$2,546.00
MSYGL24NA-U1	Indoor	31,400	20.5	20	3/8" x 5/8"	100'	\$1,612.00
MUYGL24NA-U1	Outdoor					100'	\$2,990.00
MSYGS30NA-U1*	Indoor	30,600	18.1	25	3/8" x 5/8"	— 100'	\$1,702.00
MUYGS30NA-U1	Outdoor					— 100'	\$3,880.00
MSYGS36NA-U1*	Indoor	33,200	16.2	25	3/8" x 5/8"	— 100'	\$2,018.00
MUYGS36NA-U1	Outdoor					— 100'	\$5,084.00

M-SERIES  
SINGLE-ZONE SYSTEMS



## M-SERIES — SINGLE-ZONE SYSTEMS

### GL— SINGLE-ZONE WALL-MOUNTED HEAT PUMPS

#### MSZ-Indoor / MUZ-Outdoor

Slim, wall-mounted indoor units provide zoned comfort control. INVERTER-driven compressors and electronic LEVs provide higher efficiency with controlled power usage. The indoor unit is powered by the outdoor unit. The system automatically restarts after a power outage.

#### Features

- Provides cooling and heating in a wide range of capacities
- Provides four modes: COOL, HEAT, AUTO and DRY and has a 12-hour ON/OFF timer
- Offers a wide vane for a wider angle of airflow, 150° from left to right
- Ideal for applications in bedrooms, home offices, living rooms, dining rooms, basements, kitchens, guard houses and more
- Uses 14/4 wire between outdoor and indoor units
- MSZ- GS units feature "Dual Barrier Coating"

#### Control Options

- Wireless Remote Controller: MHK2
- kumo cloud® Wi-Fi Interface: PAC-USWHS002-WF-2
- Thermostat Interface: PAC-US444CN-1



(Included)



MHK2



PAC-USWHS002-WF-2



PAC-US444CN-1

#### Limited Warranty



\*If Installed and Registered by a Diamond Contractor with-in 90 days of install date\*

Product #	Unit Type	Cooling Max. @ 95°	Heating Max. @ 17°	SEER	HSPF	Fuse Size	Lineset	Max. Lineset	List
MSZGL09NA-U1	Indoor	12,200	9,400	24.6	12.8	15	1/4" x 3/8"	65'	\$934.00
MUZGL09NA-U2	Outdoor								\$1,764.00
MSZGL12NA-U1	Indoor	13,600	12,000	23.1	12.5	15	1/4" x 3/8"	65'	\$1,106.00
MUZGL12NA-U2	Outdoor								\$1,870.00
MSZGL15NA-U1	Indoor	18,200	16,400	21.6	11.7	15	1/4" x 1/2"	65'	\$1,240.00
MUZGL15NA-U2	Outdoor								\$2,194.00
MSZGL18NA-U1	Indoor	22,000	18,200	20.5	11.2	15	1/4" x 1/2"	100'	\$1,464.00
MUZGL18NA-U1	Outdoor								\$2,980.00
MSZGL24NA-U1	Indoor	31,400	24,600	20.5	10.0	20	3/8" x 5/8"	100'	\$1,560.00
MUZGL24NA-U2	Outdoor								\$3,216.00
MSZGS30NA-U1*	Indoor	30,600	20,800	18.1	9.6	25	3/8" x 5/8"	100'	\$1,906.00
MUZGS30NA-U1	Outdoor								\$4,358.00
MSZGS36NA-U1*	Indoor	33,200	22,800	16.2	10.0	25	3/8" x 5/8"	100'	\$2,564.00
MUZGS36NA-U1	Outdoor								\$5,518.00

# M-SERIES — SINGLE-ZONE SYSTEMS

## FS — HIGH EFFICIENCY WALL-MOUNTED HEAT PUMPS

MSZ-Indoor / MUZ-Outdoor

### HYPER HEAT

- Hyper-Heating performance down to -13° F outdoor ambient
- 100% rated heating capacity at -5° F outdoor ambient
- Triple-action filtration
  - Nano-platinum filter
  - Electrostatic anti-allergen enzyme filter
  - Deodorizing filter
- Double-vane air delivery for enhanced circulation
  - Option to set each vane separately
  - Indirect or direct setting option
  - Natural flow setting that creates air movement like natural breeze
- i-see Sensor™ 3D
  - Infrared human sensing technologies to measure location of human heat signatures
  - i-see sensing floor temperature to deliver conditioned air to those areas by double-vane airflow
- NEW multi-function wireless remote back-lit screen controller included
- Dual Barrier Coating applied to the heat exchanger, vanes and fan

### Control Options

- Wireless Remote Controller: MHK2
- kumo cloud® Wi-Fi Interface: PAC-USWHS002-WF-2
- Thermostat Interface: PAC-US444CN-1



Limited Warranty



(Included)

\*If Installed and Registered by a Diamond Contractor with-in 90 days of install date\*



PAC-USWHS002-WF-2



MHK2



PAC-US444CN-1

Product #	Unit Type	Cooling Max. @ 95°	Heating Max. @ 17°	SEER	HSPF	Fuse Size	Lineset	Max. Lineset	List
MSZFS06NA-U1	Indoor	9,000	12,840	33.1	13.5	15	1/4" x 3/8"	65'	\$1,032.00
MUZFS06NA-U1	Outdoor								\$2,002.00
MSZFS09NA-U1	Indoor	12,000	14,170	30.5	13.5	15	1/4" x 3/8"	65'	\$1,148.00
MUZFS09NA-U1	Outdoor								\$2,204.00
MSZFS12NA-U1	Indoor	13,600	17,410	26.1	12.5	15	1/4" x 3/8"	65'	\$1,350.00
MUZFS12NA-U1	Outdoor								\$2,392.00
MSZFS15NA-U1	Indoor	19,000	22,730	22.2	12.5	20	1/4" x 1/2"	100'	\$1,440.00
MUZFS15NA-U1	Outdoor								\$2,574.00
MSZFS18NA-U1	Indoor	21,000	27,000	21.0	12.5	20	1/4" x 1/2"	100'	\$1,624.00
MUZFS18NA-U1	Outdoor								\$3,314.00

### HYPER HEAT WITH BASE PAN HEATER

Product #	Cooling Max. @ 95°	Heating Max. @ 17°	SEER	HSPF	Fuse Size	Lineset	List
MUZFS06NAH-U1	9,000	12,840	33.1	12.5	15	1/4" x 3/8"	\$2,224.00
MUZFS09NAH-U1	12,000	14,170	30.5	12.5	15	1/4" x 3/8"	\$2,406.00
MUZFS12NAH-U1	13,600	17,410	26.1	12.0	15	1/4" x 3/8"	\$2,678.00
MUZFS15NAH-U1	19,000	22,730	22.2	12.0	20	1/4" x 1/2"	\$3,090.00
MUZFS18NAH-U1	21,000	27,000	21.0	12.0	20	1/4" x 1/2"	\$3,680.00

M-SERIES  
SINGLE-ZONE SYSTEMS



# M-SERIES — SINGLE-ZONE SYSTEMS

## KJ — HIGH EFFICIENCY FLOOR-MOUNTED HEAT PUMPS

MFZ-Indoor / MUF-Outdoor

### HYPER HEAT

The MFZ-KJ floor-mounted unit features a contemporary slimline design and dramatically reduced depth while introducing a significant innovation in multi-flow vane technology that contributes to a faster heating process. This technology efficiently recirculates air to quickly raise room temperature during the cooler months of the year. MFZ-KJ floor-mounted units are the perfect solution for unobtrusive heating or cooling at floor level. New advanced technology offers heating performance during low temperatures in the shortest amount of time, all while maintaining maximum energy efficiency.

### Features

- Unique configuration featuring a flat, stylish look
- Features a two-block structure to accommodate various installation patterns with optional wall recessing ability
- Balanced design
- Ingenious symmetrical design results in a low-profile air inlet and removable base section
- Higher efficiency ratings versus competitors: Up to 28.2 SEER and 13 HSPF
- Hyper Heating performance down to -13° F outdoor ambient
- Operates with 25% less power than competing models
- Air distribution is 10% higher than the competition
- Recessing is an option

### Control Options

- Wireless Remote Controller: MHK2
- kumo cloud® Wi-Fi Interface: PAC-USWHS002-WF-2
- Thermostat Interface: PAC-US444CN-1



MHK2



PAC-USWHS002-WF-2



PAC-US444CN-1

### Limited Warranty



\*If Installed and Registered by a Diamond Contractor with-in 90 days of install date\*

Product #	Unit Type	Cooling Max. @ 95°	Heating Max. @ 17°	SEER	HSPF	Fuse Size	Lineset	Max. Lineset	List
MFZKJ09NA-U1	Indoor	14,000	13,400	28.2	13.0	15	1/4" x 3/8"	65'	\$2,038.00
MUFZKJ09NAHZ-U1	Outdoor								\$2,402.00
MFZKJ12NA-U1	Indoor	15,000	14,800	25.5	12.0	15	1/4" x 3/8"	65'	\$2,388.00
MUFZKJ12NAHZ-U1	Outdoor								\$2,596.00
MFZKJ15NA-U1	Indoor	19,000	20,500	21.8	11.6	20	1/4" x 1/2"	100'	\$2,626.00
MUFZKJ15NAHZ-U1	Outdoor								\$3,190.00
MFZKJ18NA-U1	Indoor	22,500	23,000	21.0	11.3	20	1/4" x 1/2"	100'	\$2,930.00
MUFZKJ18NAHZ-U1	Outdoor								\$3,628.00

# M-SERIES — MULTI-ZONE SYSTEMS

## MXZ — MULTI-ZONE HEAT PUMPS

Split Zoning Control: Individually controlled rooms (up to 8) with a single outdoor system.

The MXZ-C multi-zone system allows your customers to enjoy ideal levels of comfort in the rooms they use most, while reducing energy cost. Each zone operates independently. People in different rooms – like the kitchen, master bedroom or living room – can set temperatures for personalized comfort.

### Features

- Mix and match flexibility of indoor unit styles and combinations
- Greater combination of indoor units for increased flexibility
- Simple, quick and cost-effective installation
- Four-ton outdoor unit can support up to eight indoor units using branch boxes
- Advanced microprocessor control
- Auto restart following a power outage
- Self-check function offering integrated diagnostics
- Wired and wireless control options
- Ported units use 14/4 wire between outdoor and indoor units
- Branch box units use 12/2 with ground to power branch box, 16/2 stranded shielded communication wire and 16/4 between branch box and indoor units



Limited Warranty



\*If Installed and Registered by a Diamond Contractor with-in 90 days of install date\*

Product #	Indoor Unit Type	Cooling Max. @ 95°	Heating Max. @ 17°	SEER	HSPF	Fuse Size	Port Size	List
MXZ2C20NA2-U4	Non-Ducted	20,000	15,500	20.0	10.0	20	Gas: A,B: 3/8" Liquid: A,B: 1/4"	\$2,534.00
	Ducted			16.0	9.3			
MXZ2C20NA3-U1	Non-Ducted	20,000	15,500	20.0	10.0	20	Gas: A,B: 3/8" Liquid: A,B: 1/4"	\$2,534.00
	Ducted			16.0	9.3			
MXZ3C24NA2-U1	Non-Ducted	25,500	19,600	20.0	9.8	25	Gas: A: 1/2" B,C: 3/8" Liquid: A,B,C: 1/4"	\$3,820.00
	Ducted			16.0	9.2			
MXZ3C24NA3-U1	Non-Ducted	25,500	19,600	20.0	9.8	25	Gas: A: 1/2" B,C: 3/8" Liquid: A,B,C: 1/4"	\$3,444.00
	Ducted			16.0	9.2			
MXZ3C30NA2-U1	Non-Ducted	28,400	21,000	19.0	10.6	25	Gas: A: 1/2" B,C: 3/8" Liquid: A,B,C: 1/4"	\$4,296.00
	Ducted			16.2	9.6			
MXZ3C30NA3-U1	Non-Ducted	28,400	21,000	19.0	10.6	25	Gas: A: 1/2" B,C: 3/8" Liquid: A,B,C: 1/4"	\$3,874.00
	Ducted			16.2	9.6			
MXZ4C36NA2-U1	Non-Ducted	36,400	26,600	19.2	11.0	25	Gas: A: 1/2" B,C,D: 3/8" Liquid: A,B,C,D: 1/4"	\$4,798.00
	Ducted			16.0	9.8			
MXZ4C36NA3-U1	Non-Ducted	36,400	26,600	19.2	11.0	25	Gas: A: 1/2" B,C,D: 3/8" Liquid: A,B,C,D: 1/4"	\$4,326.00
	Ducted			16.0	9.8			
MXZ5C42NA2-U1	Non-Ducted	43,000	24,400	19.7	10.3	40	Gas: A: 1/2" B,C,D,E:3/8" Liquid: A,B,C,D,E: 1/4"	\$5,994.00
	Ducted			15.2	9.1			
MXZ5C42NA3-U1	Non-Ducted	43,000	24,400	19.7	10.3	40	Gas: A: 1/2" B,C,D,E:3/8" Liquid: A,B,C,D,E: 1/4"	\$5,390.00
	Ducted			15.2	9.1			
MXZ8C48NA2-U1	Non-Ducted	48,000	36,600	20.0	11.5	40	See Branch Box Options on Page 115	\$6,540.00
	Ducted			16.0	10.1			
MXZ8C60NA2-U1	Non-Ducted	60,000	65,000	19.5	10.7	50	See Branch Box Options on Page 115	\$8,426.00
	Ducted			17.0	10.7			

M-SERIES MULTI-ZONE SYSTEMS



## M-SERIES — MULTI-ZONE SYSTEMS

### MXZ-C-NAHZ — HYPER HEAT MULTI-ZONES HYPER HEAT

Energy Efficient and Environmentally Friendly.

Mitsubishi systems utilize green technologies, and are much more efficient, so homeowners never have to sacrifice comfort over concerns about high-energy costs.

- INVERTER-driven technology results in substantial energy and utility savings for homeowners
- Zone control for improved comfort and decreased energy usage

#### Features

- Up to 20.0 SEER and 11.5 HSPF with INVERTER-driven compressor
- Quiet outdoor unit operation as low as 49 dB(A)
- Hyper-heating performance down to -13° F outdoor ambient
  - 100% rated heating capacity at 5° F outdoor ambient
- Factory installed base pan heater
  - Prevents ice buildup in extreme environments
  - Active during defrost cycle
- Quickly integrate advanced controllers



#### Limited Warranty



\*If Installed and Registered by a Diamond Contractor with-in 90 days of install date\*

*MXZ8C60NA Requires 3/4" x 5/8" port adapter. See accessories on page 41.*

Product #	Indoor Unit Type	Cooling Max. @ 95°	Heating Max. @ 17°	SEER	HSPF	Fuse Size	List
MXZ2C20NAHZ2-U1	Non-Ducted	18,000	22,000	17.2	10.1	40A	\$4,086.00
MXZ2C20NAHZ3-U1	Non-Ducted	18,000	22,000	17.2	10.1	40A	\$4,086.00
MXZ3C24NAHZ2-U1	Non-Ducted	23,600	25,000	19.0	10.0	40A	\$5,680.00
MXZ3C24NAHZ3-U1	Non-Ducted	23,600	25,000	19.0	10.0	40A	\$5,680.00
MXZ3C30NAHZ2-U1	Non-Ducted	28,400	28,600	18.0	11.0	40A	\$6,000.00
MXZ3C30NAHZ3-U1	Non-Ducted	28,400	28,600	18.0	11.0	40A	\$6,000.00
MXZ4C36NAHZ2-U1	Non-Ducted	36,000	45,000	20.0	11.3	45A	\$7,266.00
MXZ5C42NAHZ2-U1	Non-Ducted	42,000	48,000	20.0	11.0	45A	\$8,776.00
MXZ8C48NAHZ2-U1	Non-Ducted	48,000	54,000	20.0	11.5	45A	\$8,854.00

# M-SERIES — MULTI-ZONE SYSTEMS

## MXZ SYSTEM COMPATIBILITY CHART

### Features

- Mix and match flexibility of indoor unit styles and combinations
- A wide range of indoor unit capacities that match the room size and requirements
- Flexible options to tackle the most challenging multi-room installations
- High-efficiency, multiple ENERGY STAR® combinations
- Four and five-ton outdoor unit can support up to eight indoor units using branch boxes
- New five-ton outdoor unit for large residential home applications
- Auto restart following a power outage
- Self-check function offering integrated diagnostics



## MXZ AND INDOOR UNIT COMPATIBILITY

MULTI-ZONE Outdoor Unit	Branch Box	INDOOR UNIT										
		SVZKP 12, 18, 24, 30, 36	MSZGL 6, 9, 12, 15, 18, 24	MFZKJ 9, 12, 15, 18	MSZEF 9, 12, 15, 18	MSZFH 6, 9, 12, 15, 18	SEZKD 9, 12, 15, 18	SLZ 9, 12, 15, 18	PCA 24, 30, 36, 42	PLA 12, 18, 24, 30, 36, 42	PEAD 9, 12, 15, 18, 24, 30, 36	
HYPER-HEATING EQUIPMENT	MXZ2C20NAHZ2	X	12 ✓	6, 9, 12, 15 ✓	9, 12, 15 ✓	9, 12, 15 ✓	6, 9, 12, 15 ✓	9, 12, 15 ✓	9, 12 ✓	X	X	9, 12, 15 ✓
	MXZ3C24NAHZ2	X	12, 18 ✓	6, 9, 12, 15, 18 ✓	✓	✓	✓	✓	9, 12, 15 ✓	X	18 ✓	9, 12, 15, 18 ✓
	MXZ3C30NAHZ2	X	12, 18, 24 ✓	✓	✓	✓	✓	✓	9, 12, 15 ✓	24 ✓	18 ✓	9, 12, 15, 18, 24 ✓
	MXZ4C36NAHZ2	✓	✓	✓	✓	✓	✓	✓	9, 12, 15 ✓	X	12, 18, 24, 30, 36 ✓	✓
	MXZ5C42NAHZ2	✓	✓	✓	✓	✓	✓	✓	9, 12, 15 ✓	X	12, 18, 24, 30, 36 ✓	✓
	MXZ8C48NAHZ2	✓	✓	✓	✓	✓	✓	✓	9, 12, 15 ✓	X	12, 18, 24, 30, 36 ✓	✓
STANDARD EQUIPMENT	MXZ2C20NA2	X	12 ✓	6, 9, 12, 15 ✓	9, 12, 15 ✓	9, 12, 15 ✓	6, 9, 12, 15 ✓	9, 12, 15 ✓	9, 12 ✓	X	X	9, 12, 15 ✓
	MXZ3C24NA2	X	12, 18 ✓	6, 9, 12, 15, 18 ✓	✓	✓	✓	✓	9, 12, 15 ✓	X	18 ✓	9, 12, 15, 18 ✓
	MXZ3C30NA2	X	12, 18, 24 ✓	✓	✓	✓	✓	✓	9, 12, 15 ✓	24 ✓	18 ✓	9, 12, 15, 18, 24 ✓
	MXZ4C36NA2	X	12, 18, 24 ✓	✓	✓	✓	✓	✓	9, 12, 15 ✓	24 ✓	18 ✓	9, 12, 15, 18, 24 ✓
	MXZ5C42NA2	X	12, 18, 24 ✓	✓	✓	✓	✓	✓	9, 12, 15 ✓	24 ✓	18 ✓	9, 12, 15, 18, 24 ✓
	MXZ8C48NA2	✓	✓	✓	✓	✓	✓	✓	9, 12, 15 ✓	X	12, 18, 24, 30, 36 ✓	✓
	MXZ8C60NA2	✓	✓	✓	✓	✓	✓	✓	9, 12, 15 ✓	X	12, 18, 24, 30, 36 ✓	✓

- Minimum of two indoor units must be connected. See pages 13-15 for Indoor Unit Options.
- Minimum installed capacity cannot be less than 12,000 Btu/h.
- System can operate with only one indoor unit turned on.
- Information provided at 208/230V. Refer to the MXZ-C Technical & Service Manual for detailed specifications and additional information per indoor unit combination.

✓ COMPATIBLE  
X NOT COMPATIBLE


M-SERIES  
MULTI-ZONE SYSTEMS



# M-SERIES — MULTI-ZONE SYSTEMS

## BRANCH BOX OPTIONS

- Galvanized steel construction
- C Series: 17-5/8" x 11" x 6-5/8"
- May be powered from outdoor unit or separate source
- No drain required
- Multi-position
- Requires 16/2 stranded shielded between outdoor and branch box
- Requires 16/4 between indoor head and branch box



### MXZ C and C-HZ Series Only

Required with MXZ4C36NAHZ, MXZ5C42NAHZ, MXZ8C48NAHZ, MXZ8C48NA and MXZ8C60NA

Product #	Connectable		Refrigerant Pipe Dimensions			List
	No. of Indoor Units	Wt.	Outdoor Unit to Branch Box		Branch Box to Indoor Units	
PAC-MKA32BC	3	19 lbs.	Gas: 5/8"	Liquid: 3/8"	Gas: A,B,C: 3/8" Liquid: A,B,C: 1/4"	\$894.00
PAC-MKA52BC	5	21 lbs.	Gas: 5/8"	Liquid: 3/8"	Gas: A,B,C,D: 3/8"; E: 1/2" Liquid: A,B,C,D,E: 1/4"	\$1,230.00

MXZ8C60NA Requires 3/4" x 5/8" port adapter. Additional port adapter options can be found on page 41.

M-SERIES MULTI-ZONE SYSTEMS


## PORT ADAPTER



Product #	Desc.	List
MIA.ADP5834	3/4" x 5/8" for MXZ8C60	\$69.54

## FLARE CONNECTOR

- For double branching of the refrigerant piping to connect two branch boxes



Product #	Desc.	List
MSDD-50AR-E	Flare Connector for Branch Boxes	\$254.00

See Refrigerant Ball Valve on page 42.

## BRANCH BOX ENCLOSURE

- NEMA3R certified steel enclosure
- Designed to protect the MXZ series branch box
- Unassembled allowing for build up around the branch box
- Compatible with the three or five port branch box
- Can be mounted vertically or horizontally



Product #	Desc.	List
MHP BBE-1	Branch Box Enclosure NEMA3R	\$552.00

# M-SERIES — MULTI-ZONE SYSTEMS

## SVZ — ADVANTAGE SERIES INDOOR UNITS Limited Warranty

### Horizontal/Upflow Air Handler System

- Available capacities in kBtu/h: 12, 18, 24, 30, 36
- Ducted air handler provides a solution to cool and heat larger zones
- Highly efficient completely enclosed EC motor
- Selectable external static pressure: 0.30", 0.50" and 0.80" WG
- 1" R4.2 fiberglass free insulation reduces condensation and increases efficiency
- Positive pressure cabinet with air leakage of less than 2.0% at 1.0" WG (Tested per ASHRAE Standard 193)
- Unique blow through design allows simple coil cleaning when the blower is removed
- Multi-position installation: horizontal (left or right), vertical (up or down)
- Optional electric heat and downflow kits
- Condensation overflow switch connection
- Humidifier and ERV interface connections
- Auxiliary heat control connections



\*If Installed and Registered by a Diamond Contractor with-in 90 days of install date\*



MHK2



PAC-US444CN-1



PAC-USWHS002-WF-2



PAR-CT01MAU-SB

### Control Options

- Wireless Remote Controller: MHK2
- kumo cloud® Wi-Fi Interface: PAC-USWHS002-WF-2
- Thermostat Interface: PAC-US444CN-1
- Color touchscreen remote controller: PAR-CT01MAU-SB

Product #	Unit Type	Cooling Max. @ 95°	Heating Max. @ 17°	SEER	HSPF	Cabinet Size	Lineset	Max. Lineset	List
SVZKP12NA	Indoor	12,000	9,900	18.0	12.1	Small	1/4" x 3/8"	65'	\$2,978.00
SVZKP18NA	Indoor	18,000	14,000	18.0	12.6	Small	1/4" x 1/2"	100'	\$3,196.00
SVZKP24NA	Indoor	24,000	14,600	18.0	10.4	Small	5/8" x 3/8"	100'	\$3,426.00
SVZKP30NA	Indoor	27,000	21,400	18.0	13.6	Medium	5/8" x 3/8"	100'	\$3,666.00
SVZKP36NA	Indoor	33,000	23,200	16.0	11.7	Medium	5/8" x 3/8"	100'	\$3,828.00

### DOWNFLOW KITS

Product #	Desc.	List
DFK-S	Down Flow Kit Small Cabinet SVZ A/H	\$288.00
DFK-M	Down Flow Kit Medium Cabinet SVZ A/H	\$298.00



Electric Heat Kit

### ELECTRIC HEATER KITS

Product #	Desc.	List
EH03-SVZ-S	3Kw Small Cabinet	\$842.00
EH05-SVZ-S	5Kw Small Cabinet	\$768.00
EH08-SVZ-S	8Kw Small Cabinet	\$990.00
EH05-SVZ-M	5Kw Medium Cabinet	\$1,090.00
EH08-SVZ-M	8Kw Medium Cabinet	\$1,084.00
EH10-SVZ-M	10Kw Medium Cabinet	\$1,096.00



ETC-211020-MIT

### ELECTRIC HEAT LOCKOUT CONTROLLER

Product #	Desc.	List
MIA ETC-211020-MIT	Aux. Heat Lockout PVA/SVZ Strip Heat	\$360.00

M-SERIES MULTI-ZONE SYSTEMS



## M-SERIES — MULTI-ZONE SYSTEMS

### EF DESIGNER WALL-MOUNTED INDOOR UNITS

- Elegantly designed with a stylish flat panel featuring clean lines and is available in a glossy black, matte silver or classic white finish
- 9, 12, 15, 18 kBtu/h capacity units for connection with multi-zone MXZ-C\* systems only
- Superior filtration provided by the non-platinum filter
- Very quiet operation (sound pressure levels as low as 21dBA)
- Low profile design with a depth of only 7-11/16"
- Weekly timer to regulate energy usage without compromising comfort
- Compatible with kumo cloud® control app and Thermostat Interface
- Wireless handheld remote controller (included)



#### White

Product #	BTUs	Dimensions (H x W x D)	Line Size	List
MSZEF09NAW-U2	9K	12" x 35" x 8"	1/4" x 3/8"	\$1,082.00
MSZEF12NAW-U2	12K	12" x 35" x 8"	1/4" x 3/8"	\$1,260.00
MSZEF15NAW-U2	15K	12" x 35" x 8"	1/4" x 1/2"	\$1,438.00
MSZEF18NAW-U2	18K	12" x 35" x 8"	1/4" x 1/2"	\$1,598.00

#### Black

Product #	BTUs	Dimensions (H x W x D)	Line Size	List
MSZEF09NAB-U2	9K	12" x 35" x 8"	1/4" x 3/8"	\$1,082.00
MSZEF12NAB-U2	12K	12" x 35" x 8"	1/4" x 3/8"	\$1,260.00
MSZEF15NAB-U2	15K	12" x 35" x 8"	1/4" x 1/2"	\$1,438.00
MSZEF18NAB-U2	18K	12" x 35" x 8"	1/4" x 1/2"	\$1,598.00

#### Silver

Product #	BTUs	Dimensions (H x W x D)	Line Size	List
MSZEF09NAS-U2	9K	12" x 35" x 8"	1/4" x 3/8"	\$1,082.00
MSZEF12NAS-U2	12K	12" x 35" x 8"	1/4" x 3/8"	\$1,260.00
MSZEF15NAS-U2	15K	12" x 35" x 8"	1/4" x 1/2"	\$1,438.00
MSZEF18NAS-U2	18K	12" x 35" x 8"	1/4" x 1/2"	\$1,598.00

## M-SERIES — MULTI-ZONE SYSTEMS

### FS WALL-MOUNTED INDOOR UNITS

- Includes Standard, Platinum Deodorizing and Anti-allergy Enzyme filters for a complete air purifying system
- “Powerful Mode” function permits system to temporarily run at a lower/higher temperature with an increased fan speed, which quickly brings the room to the optimum comfort level
- Integrated i-see Sensor automatically adjusts the unit’s operation according to temperature differences detected between the floor and the intake air, ensuring optimum comfort and energy usage
- Dual barrier coating applied to heat exchanger, louver and fan
- Back-lit screen handheld remote controller



Product #	BTUs	Dimensions (H x W x D)	Line Size	List
MSZFS06NA-U1	6K	13" x 37" x 10"	1/4" x 3/8"	\$1,032.00
MSZFS09NA-U1	9K	13" x 37" x 10"	1/4" x 3/8"	\$1,148.00
MSZFS12NA-U1	12K	13" x 37" x 10"	1/4" x 3/8"	\$1,350.00
MSZFS15NA-U1	15K	13" x 37" x 10"	1/4" x 1/2"	\$1,440.00
MSZFS18NA-U1	18K	13" x 37" x 10"	1/4" x 1/2"	\$1,624.00

### GL WALL-MOUNTED INDOOR UNITS

- INVERTER-driven compressor
- Provides cooling and heating in a wide range of capacities
- Provides four modes: COOL, HEAT, AUTO and DRY and has a 12-hour ON/OFF timer
- Offers a wide vane for a wider angle of airflow, 150° from left to right
- Ideal for applications in bedrooms, home offices, living rooms, dining rooms, basements, kitchens, guard houses and more
- Wireless handheld remote controller (included)



Product #	BTUs	Dimensions (H x W x D)	Line Size	List
MSZGL06NA-U1	6K	12" x 32" x 10"	1/4" x 3/8"	\$868.00
MSZGL09NA-U1	9K	12" x 32" x 10"	1/4" x 3/8"	\$934.00
MSZGL12NA-U1	12K	12" x 32" x 10"	1/4" x 3/8"	\$1,106.00
MSZGL15NA-U1	15K	12" x 32" x 10"	1/4" x 1/2"	\$1,240.00
MSZGL18NA-U1	18K	12" x 37" x 10"	1/4" x 1/2"	\$1,464.00
MSZGL24NA-U1	24K	13" x 44" x 10"	3/8" x 5/8"	\$1,560.00



## M-SERIES — MULTI-ZONE SYSTEMS

### MLZ ONE-WAY CEILING-CASSETTE

- Designed to fit between standard 16" joists
- CN105 built-in and various control options available, including kumo cloud® app
- Built-in condensate lift mechanism (19.6")
- Adjustable fan speeds and vane directions
- Service access from directly beneath the unit
- Deluxe handheld remote controller (included)



Product #	BTUs	Dimensions (H x W x D)	Line Size	List
MLZKP09NA-U1	9K	7-5/16" x 43-3/8" x 14-3/16"	1/4" x 3/8"	\$1,332.00
MLZKP12NA-U1	12K	7-5/16" x 43-3/8" x 14-3/16"	1/4" x 3/8"	\$1,534.00
MLZKP18NA-U1	18K	7-5/16" x 43-3/8" x 14-3/16"	1/4" x 1/2"	\$2,348.00

### GRILLE FOR MLZ ONE-WAY CEILING-CASSETTE

*Sold Separately - Required for Installation*

Product #	Desc.	List
MHP MLP444WU	Panel for One-Way Ceiling Cassette	\$324.00



### MFZ-KJ FLOOR-MOUNTED INDOOR UNITS

- Floor-standing unit
- Standard Hybrid Catechin Prefilter and Anti-allergy Enzyme
- Quiet operation
- Auto fan speed control: low, medium, high and super high
- Bottom supply outlet in heat mode
- Indoor unit powered from outdoor unit
- Deluxe handheld remote controller (included)



Product #	BTUs	Dimensions (H x W x D)	Line Size	List
MFZKJ09NA-U1	9K	23-5/8" x 29-17/32" x 8-15/32"	1/4" x 3/8"	\$2,038.00
MFZKJ12NA-U1	12K	23-5/8" x 29-17/32" x 8-15/32"	1/4" x 3/8"	\$2,388.00
MFZKJ15NA-U1	15K	23-5/8" x 29-17/32" x 8-15/32"	1/4" x 1/2"	\$2,626.00
MFZKJ18NA-U1	18K	23-5/8" x 29-17/32" x 8-15/32"	1/4" x 1/2"	\$2,930.00

### SEZ HORIZONTAL-DUCTED INDOOR UNITS

- Quiet operation as low as 23 dBA
- Built-in condensate lift mechanism (up to 22")
- Static capability up to 0.20" WG
- Optional filter box with MERV-8 filters (See Accessories)
- Control option required



Product #	BTUs	Dimensions (H x W x D)	Line Size	List
SEZKD09NA4R1	9K	8" x 32" x 28"	1/4" x 3/8"	\$1,608.00
SEZKD12NA4R1	12K	8" x 39" x 28"	1/4" x 3/8"	\$1,738.00
SEZKD15NA4R1	15K	8" x 39" x 28"	1/4" x 1/2"	\$2,008.00
SEZKD18NA4R1	18K	8" x 47" x 28"	1/4" x 1/2"	\$2,254.00

## M-SERIES — MULTI-ZONE SYSTEMS

### PEAD HORIZONTAL-DUCTED INDOOR UNITS

- Unobtrusive ceiling-concealed design for short-run ductwork
- Wide ranging external static pressure up to 0.60
- Built-in condensate lift mechanism
- Auto fan speed mode
- Optional FB Series filter boxes for easy access and service
- Ideal for residential homes, retail shopping centers, larger classrooms, office complexes, conference ballrooms, fitness centers and more
- Control option required



Product #	BTUs	Dimensions (H x W x D)	Line Size	List
PEADA09AA7	10K	9-7/8" x 35-7/16" x 28-7/8"	1/4" x 3/8"	\$2,188.00
PEADA12AA7	12K	10" x 36" x 29"	1/4" x 1/2"	\$2,248.00
PEADA15AA7	15K	9-7/8" x 35-7/16" x 28-7/8"	1/4" x 1/2"	\$2,592.00
PEADA18AA7	18K	10" x 36" x 29"	1/4" x 1/2"	\$2,710.00
PEADA24AA7	24K	10" x 44" x 29"	3/8" x 5/8"	\$3,686.00
PEADA30AA7	30K	10" x 44" x 29"	3/8" x 5/8"	\$4,180.00
PEADA36AA7	36K	10" x 44" x 29"	3/8" x 5/8"	\$4,676.00

### SLZ CEILING-RECESSED INDOOR UNITS

- Long life air filter included
- Ventilation air knockouts
- Built-in condensate lift mechanism (up to 20")
- Offers a 2, 3 or 4 way airflow pattern
- Control option required
- New modern square design grille with a low profile
- Optional 3D i-see Sensor™
- Individual vane control
- Improved efficiency
- 3D turbo fan and DC fan motor
- 18 kBtu/h capacity addition to the line up

Product #	BTUs	Dimensions (H x W x D)	Line Size	List
SLZKF09NA	9K	10" x 23" x 23"	1/4" x 3/8"	\$1,312.00
SLZKF12NA	12K	10" x 23" x 23"	1/4" x 3/8"	\$1,552.00
SLZKF15NA	15K	10" x 23" x 23"	1/4" x 1/2"	\$1,930.00

### GRILLE FOR SLZ CEILING RECESSED CASSETTE

*Sold Separately - Required for Installation*

Product #	Desc.	List
SLP-18FAU	Grille without 3D i-see Sensor	\$388.00
SLP-18FAEU	Grille with 3D i-see Sensor	\$484.00



# P-SERIES

## PVA MULTI-POSITION AIR HANDLERS

PVA-Indoor / PUZHA-Outdoor

**HYPER HEAT** 

### Features

- Performance in any environment with full 1" R4.2 insulation
- Multi-position installation without any additional kits
- Quiet operation
- Selectable external static pressure settings with capabilities up to 0.80" W.G.
- Indoor unit powered from outdoor unit
- See optional disconnect (MAR 84711) on page 149 if required by code
- External strip heat option available - requires separate power supply
- Requires 14/4 between outdoor and indoor
- Control option required



**Limited Warranty**



\*If Installed and Registered by a Diamond Contractor with-in 90 days of install date\*

Product #	Dimensions (H x W x D)	Net Wt. (lbs.)	Lineset	Cooling Max. @ 95°	Heating Max. @ 17°	List
PVAA24AA7	54-1/4" x 21" x 33-1/16"	141	3/8" x 5/8"	24,000	26,000	\$4,190.00
PUZHA24NHA1	37-1/8" x 37-13/32" x 14-3/16"	188				\$7,982.00
PVAA30AA7	54-1/4" x 21" x 21-5/8"	141	3/8" x 5/8"	30,000	32,000	\$4,492.00
PUZHA30NKA	53-1/8" x 37-3/8" x 14-3/16"	265				\$8,596.00
PVAA36AA7	59-1/2" x 25" x 21-5/8"	172	3/8" x 5/8"	36,000	38,000	\$4,796.00
PUZHA36NKA	53-1/8" x 37-3/8" x 14-3/16"	265				\$9,422.00
PVAA42AA7	59-1/2" x 25" x 21-5/8"	172	3/8" x 5/8"	42,000	48,000	\$5,406.00
PUZHA42NKA1	52-11/16" x 41-5/16" x 14-3/16"	287				\$10,174.00

## ELECTRIC HEATER KITS

Product #	Desc.	List
MIA EH03-MPA-MB	3Kw Medium	\$1,192.00
MIA EH05-MPA-MB	5Kw Medium	\$1,212.00
MIA EH08-MPA-MB	8Kw Medium	\$1,084.00
MIA EH10-MPA-MB	10Kw Medium	\$1,204.00
MIA EH15-MPAS-LB	15Kw Large	\$1,216.00
MIA EH17-MPAS-LB	17Kw Large	\$1,364.00



Air Handler Model	EH03-MPA-M(B)	EH05-MPA-M(B)	EH08-MPA-M(B)	EH10-MPA-M(B)	EH10-MPA-L(B)	EH15-MPAS-L(B)	EH17-MPAS-L(B)
	Stages (1st +2nd)	3	5	4+4	5+5	5+5	7.5+7.5
PVAA24AA7	X	X	X	X			
PVAA30AA7	X	X	X	X			
PVAA36AA7					X	X	
PVAA42AA7					X	X	X

## ELECTRIC HEAT LOCKOUT CONTROLLER

- Microprocessor based electronic temperature control with a built-in non-volatile EPROM to retain settings even after a power outage
- Remote sensor that can be spliced for sensing up to 400 ft. with 22AWG wire
- Simple keypad programming of set point temperature, differential
- LCD readout of sensor temperature, control settings, relay status and onboard diagnostics
- Lockout switch to prevent tampering by unauthorized personnel



Product #	Desc.	List
MIA ETC-211020-MIT	Aux. Heat Lockout PVA/MVZ Strip Heat	\$360.00

ETC-211020-MIT

P-SERIES

## P-SERIES

### PKA — WALL-MOUNTED AIR CONDITIONERS AND HEAT PUMPS

PKA-Indoor / PUY-Outdoor AC / PUZ-Outdoor HP

12,000-36,000 Btu/h

#### Features

- Sleek, slim-line design
- Ductless installation
- Enabled for wall-mounted wireless, handheld wireless or wired controller (Sold separately, See Accessories)
- Control option required
- Easy-clean, washable filter
- Ideal for spaces such as churches, classrooms, daycare centers, out buildings, small offices and more
- PKA and PUZ requires 14/4 between outdoor and indoor
- PUZHA requires 14/4 between outdoor and indoor



#### Cooling Only

Product #	SEER	MCA	Fuse Size	Lineset	List
PKAA12HA7	20.8	11	15	1/4" X 1/2"	\$1,588.00
PUYA12NKA7					\$3,180.00
PKAA18HA7	18.5	11	15	1/4" X 1/2"	\$1,874.00
PUYA18NKA7					\$3,818.00
PKAA24KA7	21.4	19	25	3/8" X 5/8"	\$2,346.00
PUYA24NKA7					\$4,400.00
PKAA30KA7	19.8	19	25	3/8" X 5/8"	\$2,866.00
PUYA30NKA7					\$5,062.00
PKAA36KA7	18.8	25	30	3/8" X 5/8"	\$3,412.00
PUYA36NKA7					\$5,382.00

#### Heat Pump

Product #	HSPF / SEER	Cooling	Heating @ 17°	MCA	Fuse Size	Lineset	List
PKAA12HA7	10.2 / 20.8	12,000	12,000	11	15	1/4" x 1/2"	\$1,588.00
PUZA12NKA7							\$3,752.00
PKAA18HA7	10.2 / 18.5	18,000	13,900	11	15	1/4" x 1/2"	\$1,874.00
PUZA18NKA7							\$4,518.00
PKAA24KA7	11.0 / 21.4	24,000	18,300	19	25	3/8" x 5/8"	\$2,346.00
PUZA24NKA7							\$5,194.00
PKAA30KA7	9.9 / 19.8	30,000	21,000	19	25	3/8" x 5/8"	\$2,866.00
PUZA30NKA7							\$5,980.00
PKAA36KA7	9.2 / 18.8	36,000	25,900	25	30	3/8" x 5/8"	\$3,412.00
PUZA36NKA7							\$6,352.00

#### HYPER HEAT

Product #	HSPF/SEER	Cooling	Heating @ 17°	MCA	Fuse Size	Lineset	List
PKAA24KA7	10.6 / 19.5	24,000	26,000	17	25	3/8" x 5/8"	\$2,346.00
PUZHA24NKA1							\$7,982.00
PKAA30KA7	9.6 / 18.5	30,000	32,000	24	35	3/8" x 5/8"	\$2,866.00
PUZHA30NKA							\$8,596.00
PKAA36KA7	10.0 / 18.5	36,000	38,000	26	35	3/8" x 5/8"	\$3,412.00
PUZHA36NKA							\$9,422.00



## P-SERIES

### PCA — CEILING-SUSPENDED AIR CONDITIONERS AND HEAT PUMPS

PCA-Indoor / PUY-Outdoor AC / PUZ-Outdoor HP

12,000-42,000 Btu/h

#### Features

- Slim, powerful indoor unit design
- Ductless installation
- Knockout for ventilation air
- Optional i-see Sensor™ for precise temperature control
- Compatible for wall-mounted wireless handheld, wireless or wired controller (Sold separately, See Accessories)
- Control option required
- Easy-clean, washable filter
- Ideal for larger retail stores, classrooms, restaurants, office spaces, building entrances, plus energy-efficient additions, renovations and more
- Suspends from ceiling for quick and easy installation
- PCA and PUZ requires 14/4 between outdoor and indoor
- PUZHA requires 16/4 between outdoor and indoor



#### Cooling Only

Product #	SEER	MCA	Fuse Size	Lineset	List
PCAA24KA7	21.2	19	25	3/8" x 5/8"	\$2,370.00
PUYA24NHA7					\$4,400.00
PCAA30KA7	19.6	19	25	3/8" x 5/8"	\$2,808.00
PUYA30NHA7					\$5,062.00
PCAA36KA7	19.1	25	30	3/8" x 5/8"	\$3,236.00
PUYA36NKA7					\$5,382.00
PCAA42KA7	17.6	25	30	3/8" x 5/8"	\$3,862.00
PUYA42NKA7					\$6,098.00

#### Heat Pump

Product #	HSPF / SEER	Cooling	Heating @ 17°	MCA	Fuse Size	Lineset	List
PCAA24KA7	10.8 / 21.2	24,000	17,900	19	25	3/8" x 5/8"	\$2,370.00
PUZA24NHA7							\$5,194.00
PCAA30KA7	10.0 / 19.6	30,000	21,600	19	25	3/8" x 5/8"	\$2,808.00
PUZA30NHA7							\$5,980.00
PCAA36KA7	10.2 / 19.1	36,000	24,400	25	30	3/8" x 5/8"	\$3,236.00
PUZA36NKA7							\$6,352.00
PCAA42KA7	10.2 / 17.6	42,000	35,000	25	30	3/8" x 5/8"	\$3,862.00
PUZA42NKA7							\$7,200.00

#### HYPER HEAT

Product #	HSPF / SEER	Cooling	Heating @ 17°	MCA	Fuse Size	Lineset	List
PCAA24KA7	10.3 / 18.5	24,000	26,000	17	25	3/8" x 5/8"	\$2,370.00
PUZHA24NHA1							\$7,982.00
PCAA30KA7	9.4 / 17.9	30,000	32,000	24	35	3/8" x 5/8"	\$2,808.00
PUZHA30NKA							\$8,596.00
PCAA36KA7	10.3 / 18.0	34,000	38,000	26	35	3/8" x 5/8"	\$3,236.00
PUZHA36NKA							\$9,422.00
PCAA42KA7	10.0 / 15.5	42,000	48,000	36	40	3/8" x 5/8"	\$3,862.00
PUZHA42NKA1							\$10,174.00

## P-SERIES

### PLA — CEILING-RECESSED AIR CONDITIONERS

PLA-Indoor / PUY-Outdoor

12,000-42,000 Btu/h

#### Features

- Space-efficient ductless installation
- Built-in condensate lift mechanism
- Knockouts for ventilation air and branch duct run
- Optional iSee Sensor™ for precise temperature control
- Easy-clean, washable filter (optional high efficiency filter available - requires multifunction casement)
- Compatible for wall-mounted wireless, handheld wireless or wired controller (Sold separately, See Accessories)
- Control option required
- Ideal for intermediate retail shops, classrooms, office spaces, conference centers, building lobbies and more



Product #	SEER	MCA	Fuse Size	Lineset	List
PLAA12EA7	27.0	11	15	1/4" x 1/2"	\$2,540.00
PUYA12NKA7					\$3,180.00
PLAA18EA7	24.6	11	15	1/4" x 1/2"	\$2,796.00
PUYA18NKA7					\$3,818.00
PLAA24EA7	24.2	19	25	3/8" x 5/8"	\$3,492.00
PUYA24NHA7					\$4,400.00
PLAA30EA7	22.8	19	25	3/8" x 5/8"	\$4,342.00
PUYA30NHA7					\$5,062.00
PLAA36EA7	21.8	25	30	3/8" x 5/8"	\$5,062.00
PUYA36NKA7					\$5,382.00
PLAA42EA7	21.0	25	30	3/8" x 5/8"	\$5,682.00
PUYA42NKA7					\$6,098.00



## P-SERIES

### PLA — CEILING-RECESSED HEAT PUMPS

PLA-Indoor / PUZ-Outdoor

12,000-42,000 Btu/h

#### Features

- Space-efficient ductless installation
- Built-in condensate lift mechanism
- Knockouts for ventilation air and branch duct run
- Optional i-see Sensor™ for precise temperature control
- Easy-clean, washable filter (optional high efficiency filter available - requires multifunction casement)
- Compatible for wall-mounted wireless, handheld wireless or wired controller (Sold separately, See Accessories)
- Control option required
- Ideal for intermediate retail shops, classrooms, office spaces, conference centers, building lobbies and more
- PLA and PUZ requires 14/4 between outdoor and indoor
- PUZHA requires 16/4 between outdoor and indoor



Product #	HSPF / SEER	Cooling	Heating @ 17°	MCA	Fuse Size	Lineset	List
PLAA12EA7	12.8 / 27.0	12,000	12,200	11	15	1/4" x 1/2"	\$2,540.00
PUZA12NKA7							\$3,752.00
PLAA18EA7	11.0 / 24.6	18,000	13,500	11	15	1/4" x 1/2"	\$2,796.00
PUZA18NKA7							\$4,518.00
PLAA24EA7	11.2 / 24.2	24,000	17,400	19	25	3/8" x 5/8"	\$3,492.00
PUZA24NHA7							\$5,194.00
PLAA30EA7	11.6 / 22.8	30,000	20,800	19	30	3/8" x 5/8"	\$4,342.00
PUZA30NHA7							\$5,980.00
PLAA36EA7	10.4 / 21.8	36,000	25,500	25	30	3/8" x 5/8"	\$5,062.00
PUZA36NKA7							\$6,352.00
PLAA42EA7	9.3 / 21.0	42,000	30,800	25	30	3/8" x 5/8"	\$5,682.00
PUZA42NKA7							\$7,200.00

#### HYPER HEAT

Product #	HSPF / SEER	Cooling	Heating @ 17°	MCA	Fuse Size	Lineset	List
PLAA24EA7	11.3 / 21.5	24,000	26,000	17	25	3/8" x 5/8"	\$3,492.00
PUZHA24NHA1							\$7,982.00
PLAA30EA7	9.8 / 20.2	30,000	32,000	24	35	3/8" x 5/8"	\$4,342.00
PUZHA30NKA							\$8,596.00
PLAA36EA7	10.4 / 20.0	36,000	38,000	26	35	3/8" x 5/8"	\$5,062.00
PUZHA36NKA							\$9,422.00
PLAA42EA7	9.8 / 16.3	42,000	48,000	36	40	3/8" x 5/8"	\$5,682.00
PUZHA42NKA1							\$10,174.00

## P-SERIES


### PEAD — HORIZONTAL-DUCTED AIR CONDITIONERS

#### PEAD-Indoor / PUY-Outdoor

12,000-42,000 Btu/h

#### Features

- Unobtrusive ceiling-concealed design for short-run ductwork
- Built-in condensate lift mechanism
- Automatic fan speed control
- Control option required
- Optional filter boxes for easy access and service (See Accessories)
- Static Capability - Up to 0.60" (PEAD)
- Ideal in retail shopping centers, larger classrooms, auditoriums, office complexes, conference ballrooms, fitness centers and more



Product #	SEER	MCA	Fuse Size	Lineset	List
PEADA12AA7	21.1	11	15	1/4" x 1/2"	\$2,248.00
PUYA12NKA7					\$3,180.00
PEADA18AA7	19.9	11	15	1/4" x 1/2"	\$2,710.00
PUYA18NKA7					\$3,818.00
PEADA24AA7	19.6	19	25	3/8" x 5/8"	\$3,686.00
PUYA24NHA7					\$4,400.00
PEADA30AA7	19.1	19	25	3/8" x 5/8"	\$4,180.00
PUYA30NHA7					\$5,062.00
PEADA36AA7	19.1	25	30	3/8" x 5/8"	\$4,676.00
PUYA36NKA7					\$5,382.00
PEADA42AA7	16.1	25	30	3/8" x 5/8"	\$5,342.00
PUYA42NKA7					\$6,098.00



## P-SERIES

### PEAD — HORIZONTAL-DUCTED HEAT PUMPS

PEAD-Indoor / PUZ-Outdoor

12,000-42,000 Btu/h

#### Features

- Unobtrusive concealed ceiling design for short-run ductwork
- Built-in condensate lift mechanism
- Automatic fan speed control
- Control option required
- Optional filter boxes for easy access and service (See Accessories)
- Static Capability - Up to 0.60" (PEAD)
- Ideal in retail shopping centers, larger classrooms, auditoriums, office complexes, conference ballrooms, fitness centers and more
- PEAD and PUZA requires 14/4 between outdoor and indoor
- PUZHA requires 16/4 between outdoor and indoor










Product #	HSPF / SEER	Cooling	Heating @ 17°	MCA	Fuse Size	Lineset	List
PEADA12AA7	10.2 / 21.1	12,000	10,500	11	15	1/4" x 1/2"	\$2,248.00
PUZA12NKA7							\$3,752.00
PEADA18AA7	10.2 / 19.9	18,000	13,500	11	15	1/4" x 1/2"	\$2,710.00
PUZA18NKA7							\$4,518.00
PEADA24AA7	10.8 / 19.6	24,000	17,200	19	25	3/8"x 5/8"	\$3,686.00
PUZA24NHA7							\$5,194.00
PEADA30AA7	10.8 / 19.1	30,000	21,200	19	25	3/8"x 5/8"	\$4,180.00
PUZA30NHA7							\$5,980.00
PEADA36AA7	9.9 / 19.1	36,000	24,200	25	30	3/8"x 5/8"	\$4,676.00
PUZA36NKA7							\$6,352.00
PEADA42AA7	10.0 / 16.1	42,000	33,700	25	30	3/8"x 5/8"	\$5,342.00
PUZA42NKA7							\$7,200.00

#### HYPER HEAT

Product #	HSPF / SEER	Cooling	Heating @ 17°	MCA	Fuse Size	Lineset	List
PEADA24AA7	10.4 / 16.6	24,000	25,000	17	25	3/8"x 5/8"	\$3,686.00
PUZHA24NHA1							\$7,982.00
PEADA30AA7	9.6 / 18.1	30,000	32,000	24	35	3/8"x 5/8"	\$4,180.00
PUZHA30NKA							\$8,596.00
PEADA36AA7	10.4 / 17.1	36,000	38,000	26	35	3/8"x 5/8"	\$4,676.00
PUZHA36NKA							\$9,422.00
PEADA42AA7	9.8 / 15.0	42,000	48,000	36	40	3/8"x 5/8"	\$5,342.00
PUZHA42NKA1							\$10,174.00

# P-SERIES CONTROLLER COMPATIBILITY CHART

Standard and Optional Controllers

P-Series Controls Compatibility Chart Standard and Optional Controllers		PCA GA Ceiling Suspended	PCA KA Ceiling Suspended	PEA AA Ducted	PEAD AA Ducted	PKA FA Wall- Mounted	PKA GA Wall- Mounted	PKA HA Wall- Mounted	PKA KA Ceiling Cassette	PLA AA Ceiling Cassette	PLA BA Ceiling Cassette	PLA EA Ceiling Cassette	PLA AA4 AA7 Multi- Position	
Remote Controller Options  <i>(must order separately from equipment)</i>	 <p><b>CN105</b> CN105 Remote Controllers, Interfaces, &amp; accessories</p>	NO	KA: No KA4: Yes KA4, TH: Yes KA6: Yes KA7: Yes	AA: No AA4: Yes AAR1, TH: Yes AA6: Yes	AA: No AA4: Yes AA5: Yes AA7: Yes	NO	HA: No HAL: No HA4: Yes HA6: Yes HA7: Yes	KA, TH: No KA4, TH: Yes KA6: Yes KA7: Yes	NO	BA: No BA-1: Yes BA4: Yes BA6: Yes	YES	YES	YES	
	 <p><b>MA</b> MA Remote Controllers</p>	YES	YES	YES	YES	YES	YES	YES	YES	YES	YES	YES	YES	
	 <p><b>PAR-FL32MA-E</b> <b>PAR-SL100A-E</b> (Wireless Controller)</p>	YES Included in Remote Kit in LEGEND	YES Included in Remote Kit in LEGEND	YES Requires a Receiver	YES Requires a Receiver	NO Handheld included PKA-FA	NO Handheld included PKA-GA	YES (Receiver is Built-in)	YES (Receiver is Built-in)	NO Use older model: PAR-SW96U-E	YES (Requires a Receiver)	YES (Requires a Receiver)	YES (Requires a Receiver)	YES (Requires a Receiver)
	 <p><b>PAR-FA32MA-E</b> <b>PAR-FA32MA-W</b> (Handheld Wireless Receiver)</p>	NO	NO	YES	YES	NO	NO	NO	NO	NO	NO	NO	NO	YES
	 <p><b>PAR-SA9FA</b> (Corner Plate Mounted Receiver) <b>PAR-SR4LU-E</b> (Corner Plate Wireless Receiver)</p>	NO	NO	NO	NO	NO	NO	NO	NO	NO	NO	YES	NO	NO
	 <p><b>PAR-SL93B-E</b> (Remote Controller Kit)</p>	YES	YES	NO	NO	NO	NO	NO	NO	NO	NO	NO	NO	NO
	 <p><b>PAR-SA92MW-E</b> (Remote Controller Kit with i-See Sensor)</p>	YES	YES	NO	NO	NO	NO	NO	NO	NO	NO	NO	NO	NO

Specifications are subject to change without notice.

# M-SERIES CONTROLLER COMPATIBILITY CHART

Standard and Optional Controllers

M-Series Controls Compatibility Chart Standard and Optional Controllers		Wall-Mounted												
		MSY/MSZ A	MSY/MSZ D	MSZ EF	MSZ FD	MSZ FE	MSZ FH	MSY/MSZ GE	MSY/MSZ GL	MSZ HE	MSZ HM	MSZ JP	MS WA	MSZ WR
Standard Handheld (packaged with indoor unit)		Handheld Wireless												
Remote Controller Options <i>(must order separately from equipment)</i>	CN105 CN105 Remote Controllers, Interfaces, & accessories	NO	YES	YES	NO	09(12)NA:No 09NA-S:Yes 12NA-S:Yes 18NA:Yes	YES	06(18)NA:No NA-8:Yes NA-9:Yes GE24NA:Yes	YES	NO	YES	NO	NO	YES
	MA MA Remote Controllers	NO	NA: No NA-S: Yes	YES	NO	09(12)NA:No 09NA-S:Yes 12NA-S:Yes 18NA:Yes	YES	06(18)NA:No NA-8:Yes NA-9:Yes GE24NA:Yes	NO	YES	NO	NO	NO	YES
	PAR-FL32MA-E PAR-FA32MA-E PAR-FA32MA-W (Handheld Wireless)	NO	NO	Need MAC-333IF	NO	NO	MAC-333IF	Need MAC-333IF	MAC-333IF	NO	NO	NO	NO	NO

M-Series Controls Compatibility Chart Standard and Optional Controllers		Floor-standing				Multi-Position			Ducted			Ceiling Cassette			1-Way Ceiling Cassette		
		MFZ KA	MFZ KJ	AA4 & AA7	SVZ KP	SEZ KD	SLZ KA	SLZ KF	MLZ KP	None	KD:No KD 4.1TH:Yes KD 4R1TH:Yes	YES	YES	YES	YES	MLZ KP	Handheld Wireless
Standard Handheld (packaged with indoor unit)		Handheld Wireless															
Remote Controller Options <i>(must order separately from equipment)</i>	CN105 CN105 Remote Controllers, Interfaces, & accessories	YES	YES	YES	YES	None	None	None	None	None	None	None	None	None	None	None	None
	MA MA Remote Controllers	YES	YES	YES	YES	None	None	None	None	None	None	None	None	None	None	None	None
	PAR-FL32MA-E PAR-FA32MA-E PAR-FA32MA-W (Handheld Wireless)	YES	YES	YES	YES	None	None	None	None	None	None	None	None	None	None	None	None

Legend		YES		NO		Not Compatible		Need MAC-333IF	
		Compatible	Compatible	Not Compatible	Not Compatible	M-Series System Control Interface Connects to CN105 and provides a TB15 Allows for MA Remote Controllers to connect	M-Series System Control Interface Connects to CN105 and provides a TB15 Allows for MA Remote Controllers to connect	M-Series System Control Interface Connects to CN105 and provides a TB15 Allows for MA Remote Controllers to connect	M-Series System Control Interface Connects to CN105 and provides a TB15 Allows for MA Remote Controllers to connect
CN105 CN105 Remote Controllers, Interfaces, & Accessories	MHK2 (MHK2 kumo touch)	PAC-USWHS002-WF-2 (Wireless Interface 2)	PAC-WHS01HC-E (Equipment Controller) (Requires Wireless Interface)	PAC-WHS01E-E (IT Extender)	PAC-UKPRC001-CN-1 (BA,Cnet and Modbus Interface)	PAC-US444CN-1 (Thermostat Interface)	PAC-USWHS002-WF-1 (Wireless Interface)	PAC-WHS01WF-E (Wi-Fi Interface)	
MA MA Remote Controllers	PAR-40MAAU (Deluxe MA)	PAR-CT01MAU-SB (Touch MA)	PAC-YT53CRAU-J (Simple MA)						

Specifications are subject to change without notice.



70°

# Personal Comfort Just Got Smarter



HEATING & AIR CONDITIONING

manage your **comfort** from anywhere with **kumo cloud™**

## kumo cloud™ Wi-Fi Interface


The kumo cloud™ app and web service works with the new Mitsubishi Electric Wi-Fi Interface to enable wireless control of Mitsubishi Electric HVAC systems from a smart phone.

Kumo cloud works with all new Mitsubishi Electric indoor units and most others. For the complete list of compatible units visit: [mitsubishicomfort.com/kumocloud/compatibility](http://mitsubishicomfort.com/kumocloud/compatibility)

kumo cloud™ Wi-Fi Interface  
MIA PAC-USWHS002-WF-1

“Set the dining  
room to 65°”

Control your comfort by voice or phone with kumo cloud™ and **Amazon Alexa** or **Google Assistant**



# CONTROLS



## MHK2 REMOTE CONTROLLER KIT

- Backlit, easy-to-read display
- Dual setpoint control with system changeover
- Installs anywhere

Product #	Desc.	List
MIA MHK2	Wireless Remote Controller Backlit	\$514.00



## kumo cloud® WI-FI INTERFACE

- Adjustable Delayed Off feature that provides additional comfort by extending the run time of the indoor unit, after the thermostat reaches set point
- Fan speed that can be adjusted to provide the maximum level of comfort by selecting Comfort Auto, compared to the more efficient Auto default setting, with more advanced settings available

Product #	Desc.	List
MIA PAC-USWHS002-WF-2	Wireless Interface kumo cloud®	\$296.00



## COLOR TOUCH MA

- Large icons with 180 color patterns
- Easily customizable foreground and background colors
- Ability to add a custom logo on the display
- Occupancy control for indoor units with 3D i-see Sensor
- Multiple modes of operation and temperature range settings
- Day and weekly timer
- Bluetooth communication, along with the iOS app (MELRemo), allows initial settings to be transferred to the remote controller

Product #	Desc.	List
MIA PAR-CT01MAU-SB	Color touchscreen remote controller	\$620.00

## CONTROLS



### FLUSH MOUNT REMOTE TEMPERATURE SENSOR

- Compatible Mitsubishi Electric Indoor Unit with CN20 connection
- Once installed, the sensor head is able to be painted



Product #	Desc.	List
MIA PAC-USSEN001-FM-1	Remote sensing of space temperature up to 100 ft. away from a Mitsubishi indoor unit	\$144.00

### KUMO STATION

- Wireless connection over local network
- Remote connection through kumocloud.com
- Connection to indoor unit via CN105
- Requires Wireless Interface (PAC-USWHS002-WF-2)
- Uses Bluetooth Low Energy to provide a long service life (approx. 1-year between battery changes)
- Manages third party equipment for humidification, dehumidification, supplemental heat and ventilation



Product #	Desc.	List
MIA PAC-WHS01HC-E	4 Channel Equipment Controller w/ Outside Air Temp. Monitoring	\$1,004.00

### IT EXTENDER

- Extends the range of CN105 to 50 ft. (15.2m)
- Installed indoors
- Compatible Mitsubishi Electric indoor unit with CN105 connection
- IT Extender is powered through the indoor unit



Product #	Desc.	List
MIA PAC-WHS01IE-E	Extends CN105 to 50'	\$312.00

### WIRELESS TEMP/HUMID SENSOR

- Provides remote temperature and humidity sensing for the indoor unit
- Uses Bluetooth Low Energy to provide a long service life (approximately one year between battery changes)
- One wireless sensor per wireless interface (PAC-USWHS002WF-1)



Product #	Desc.	List
MIA PAC-USWHS003-TH-1	Remotely Control & Monitor Indoor Units	\$90.70

### CONTROL ADAPTER

Product #	Desc.	List
MIA MAC-333IF-E	M-Series Control Adapter Required for Wired Stat (See compatibility chart, page 128-129)	\$342.00



# CONTROLS



## HANDHELD WIRELESS CONTROLLER

- No need to configure addresses for group operation
- Lit LED keeps you informed of operation - blinking gives you the error code via the number of blinks

Product #	Desc.	List
MCA PAR-FL32MA-E	Wireless Remote Controller	\$140.00
MCA PAR-FA32MA-W	Signal Receiver	\$232.00

## WIRED THERMOSTAT INTERFACE



- Adjustable Delayed Off feature that provides additional comfort by extending the run time of the indoor unit, after the thermostat reaches set point
- Fan speed that can be adjusted to provide the maximum level of comfort by selecting Comfort Auto, compared to the more efficient Auto default setting, with more advanced settings available
- Transformer required to power thermostat (See options on page 133)

Product #	Desc.	List
MIA PAC-US444CN-1	Thermostat Interface	\$288.00



## MA WIRED, WALL-MOUNTED REMOTE CONTROLLER

- Controls group operation for up to 16 indoor units in a single group
- Set temperature range limit: Simple MA allowable set temperature range can be reduced for cool and heat modes

Product #	Desc.	List
MCA PAC-YT53CRAU-J	Wall Mounted Remote Controller	\$318.00

## D6 WI-FI DUCTLESS CONTROLLER



- Simple control for mini splits that works like a thermostat
- Compatible with most major brands and models installed within the last five years
- Communicates via infrared signal
- Infrared range to ductless unit in line of sight is 30 ft.

Product #	Desc.	List
HOC DC6000WF 1001	D6 Wi-Fi Ductless Controller	\$272.00



## TRANSFORMER



Product #	Desc.	List
MAR 50354	40/120/208/240V Pri 24 V Sec, 40VA	\$33.39

# ACCESSORIES



## WIND BAFFLES

- Allows P-Series outdoor units to operate to 0° F DB cooling
- Prevents wind from reversing outdoor fan rotation when un-energized
- Durable, low maintenance construction
- Color matches P-Series Outdoor Unit
- WB-PA3 Wind Baffle allows PUMY-P-NKMU1 outdoor units to operate down to 5° F DB at 100% capacity in cooling mode and down to -13° F DB in heating mode with a de-rate



Product #	Surface Treatment	Wt.	List
MIA WB-PA3	Polyester Powder Paint	8 lbs. 8 oz.	\$420.00
MIA WB-PA4	Polyester Powder Paint	7 lbs. 9 oz.	\$310.00
MIA WB-PA5	Polyester Powder Paint	8 lbs. 5 oz.	\$346.00
MIA WB-RE4	Polyester Powder Paint	11 lbs.	\$424.00
MIA WB-RE5	Polyester Powder Paint	18 lbs.	\$632.00
MIA WB-RE6	Polyester Powder Paint	35 lbs.	\$960.00
MIA WB-SD4	Polyester Powder Paint	6 lbs.	\$302.00
MIA WB-SD5	Polyester Powder Paint	10 lbs.	\$410.00
MIA WB-SD6	Polyester Powder Paint	15 lbs.	\$638.00

## ADVANCED WIND BAFFLES

- Allows P-Series outdoor units to operate to -20° F DB cooling
- Prevents wind from reversing outdoor fan rotation
- Durable, low maintenance construction



UNIT MODEL	Type and Quantity		
	WB-PA3	WB-PA4	WB-PA5
PUY/Z-A24NHA4			1
PUY/Z-A30NHA4			1
PUY/Z-A36NHA4			1
PUY/Z-A42NHA4			2
PUY/Z-A42NHA5			2
PUZ-HA30NHA4			2
PUZ-HA36NHA4			2
PUZ-HA30NHA5			2
PUZ-HA36NHA5			2
PUZ-HA42NKA	2		
PUMY-P36NHMU			2
PUMY-P36NKMU1	2		
PUMY-P48NHMU			2
PUMY-P48NKMU1	2		
PUMY-P60NKMU1	2		
PUY/Z-A24NHA6			1
PUY/Z-A30NHA6			1
PUY/Z-A36NHA6			1
PUY/Z-A42NHA6			2
PUY/Z-A12NKA7		1	
PUY/Z-A18NKA7		1	
PUY/Z-A24NHA7			1
PUY/Z-A30NHA7			1
PUY/Z-A36NKA7	2		
PUY/Z-A42NKA7	2		

### MODEL REQUIRED PER OUTDOOR UNIT

UNIT MODEL	Type and Quantity					
	WB-SD4	WB-RE4	WB-SD5	WB-RE5	WB-SD6	WB-RE6
PUY-A12NKA7	1	1				
PUY-A18NKA7	1	1				
PUY-A24NHA7			1	1		
PUY-A30NHA7			1	1		
PUY-A36NKA7					1	1
PUY-A42NKA7					1	1



# ACCESSORIES

ACCESSORIES



## LINE SETS

- 1/2" white paintable polyethylene jacket to protect foam insulation during installation
- UV Resistant
- Made in accordance with ASTM C 1427-07, type 1 (tubular), grade 1 (insulation material use for use on typical commercial system non-crosslinked)
- Closed cell foam, CFC and HCFC gas free

Product #	Length	Insulation	List
PDM 1/2 164	164'	1/2"	\$1,262.00
PDM 1/2 50	50'	1/2"	\$376.00
PDM 1/2 50 1	50'	1"	\$518.00
PDM 1/4 164	164'	1/2"	\$736.00
PDM 1/4 50	50'	1/2"	\$220.00
PDM 1/4 50 1	50'	1"	\$336.00
PDM 3/4 50	50'	1/2"	\$512.00
PDM 3/4 50 1	50'	1"	\$778.00
PDM 3/4 82	82'	1/2"	\$1,034.00
PDM 3/8 164	164'	1/2"	\$992.00
PDM 3/8 50	50'	1/2"	\$318.00
PDM 3/8 50 1	50'	1"	\$462.00
PDM 5/8 164	164'	1/2"	\$1,492.00
PDM 5/8 50	50'	1/2"	\$436.00
PDM 5/8 50 1	50'	1"	\$688.00
PDM 7/8 50 1	50'	1"	\$1,076.00
PDM 7/8 82	82'	1/2"	\$1,446.00
PDM 11/8 50	50'	1/2"	\$1,384.00



## MINI SPLIT LINE SETS

Product #	Length	Liquid	Suction	Insulation	List
MLS 40620150B6	15'	1/4"	3/8"	1/2"	\$196.00
MLS 40620250B6	25'	1/4"	3/8"	1/2"	\$280.00
MLS 40620500B6	50'	1/4"	3/8"	1/2"	\$508.00
MLS 40820150B6	15'	1/4"	1/2"	1/2"	\$188.00
MLS 40820250B6	25'	1/4"	1/2"	1/2"	\$286.00
MLS 40820500B6	50'	1/4"	1/2"	1/2"	\$490.00
MLS 41020250B6	25'	1/4"	5/8"	1/2"	\$308.00
MLS 41020500B6	50'	1/4"	5/8"	1/2"	\$550.00
MLS 61020250B6	25'	3/8"	5/8"	1/2"	\$330.00
MLS 61020350B6	35'	3/8"	5/8"	1/2"	\$454.00
MLS 61020500B6	50'	3/8"	5/8"	1/2"	\$614.00

## ACCESSORIES



### PORT ADAPTERS

Product #	Desc.	List
KNT 04061-0610	Reducer 3/8" Female Flare x 5/8" Male Flare	\$29.01
KNT 04063-06	Copper Flare Gasket 3/8" Tube OD	\$1.68



### PORT ADAPTERS

Product #	Desc.	List
MUE A00481	Adapter Port 1/2"F Flx3/8"M FI UR3-86	\$8.76
MUE A04879	Adapter Port 1/2"F Flx5/8"M FI UR3-810	\$9.72
MUE A04888	Adapter Port 3/8"F Flx1/2"M FI UR3-68	\$8.76
MUE A05041	Adapter Port 1/4"F Flx3/8"M FI UR3-46	\$6.45



### FLARE FITTINGS

Product #	Desc.	List
MUE DE2-6	(55 6) 3/8" Brass Flarexflare Elbow	\$21.56
MUE DN5-8	(40 8 or A04546) 1/2" Brass Flared Cap	\$3.75
MUE NS4-5	Short Forged Flare Nut 5/16"	\$7.79
MUE U2-5	5/16" Brass Union Coupling Flare	\$8.94



## ACCESSORIES



### REVERSALINE U BEND SWIVEL

- Easily connect line sets entering on the wrong side
- Quickly creates 180° turn in the line set
- Reversaline creates a tight, safe flare connection
- 45 SAE flare, compatible with all mini split line sets
- No bending, brazing or hassle

Product #	Size	List
MAI REV 14	1/4"	\$33.75
MAI REV 38	3/8"	\$44.49
MAI REV 12	1/2"	\$59.83
MAI REV 58	5/8"	\$69.04



### REFRIGERANT BALL VALVES

- Engineered for mini split and multi split HVAC units
- Fully factory assembled
- Furnace brazed and pressure tested
- Each ball valve is equipped with Schrader Valve for refrigerant service - valve rated to 700 PSI
- Design working pressure: 700 PSIG
- Temperature range: -40° F to +325° F (-40° C to +149° C)
- Forged brass body and seal cap
- Teflon® seals and gaskets (no synthetic O-rings)
- Seal cap design permits valve operation without removal of seal cap
- Suitable for use with R-11, R-22, R-123, R-125, R-134A, R-236FA, R-4202A, R-402B, R-404A, R-407C, R-410A, R-500, R-502 and R-507



#### Brazed

Product #	Insulation	List
MCA BV12BBSI	1/2"	\$140.00
MCA BV14BBSI	1/4"	\$136.00
MCA BV38BBSI	3/8"	\$150.00
MCA BV58BBSI	5/8"	\$166.00

#### Flared

Product #	Insulation	List
MIA BV12FFSI2	1/2"	\$152.00
MIA BV14FFSI2	1/4"	\$150.00
MIA BV38FFSI2	3/8"	\$164.00
MIA BV58FFSI2	5/8"	\$180.00

# ACCESSORIES



## LINE HIDES

Product #	Desc.	List
<b>Split Line Tubes</b>		
MLH CD-75	Split Line Tube PVC	\$46.83
MLH CD-100	Split Line Tube PVC	\$71.28
<b>Corner Caps</b>		
MLH NA-75	Corner Cap/Soffit Entry Fitting	\$20.66
MLH NA-100	Corner Cap/Soffit Entry Fitting	\$23.76
<b>Elbows</b>		
MLH NM-75	45° Deg Elbow Horizontal	\$13.77
MLH NM-100	45° Deg Elbow Horizontal	\$8.26
MLH NC-75	90° Deg Elbow Vertical Reversible	\$17.22
MLH NC-100	90° Deg Elbow Vertical Reversible	\$32.03
MLH NE-75	90° Deg Elbow Horizontal	\$17.22
MLH NE-100	90° Deg Elbow Horizontal	\$32.03
<b>Flexible Joints</b>		
MLH NF-75	Flexible Joint 21-5/8"	\$15.67
MLH NF-100	Flexible Joint 31-1/2"	\$30.13
<b>Sockets</b>		
MLH NJ-75/100	Variant Socket/Reducer	\$22.04
MLH NR-100	End Socket	\$17.91
MLH NS-75	Socket Coupling Line-Hide	\$5.51
MLH NS-100	Socket Coupling Line-Hide	\$11.71
<b>Wall Cover Inlet</b>		
MLH NW-75	Wall Cover Inlet	\$17.56
MLH NW-100	Wall Cover Inlet	\$32.71
<b>Wall Covers</b>		
MLH NY-75	Simple Wall Cover Line-Hide	\$17.73
MLH NY-100	Simple Wall Cover Line-Hide	\$32.71



Split Line Tube



Corner Cap



45° Elbow (Horizontal)

90° Elbow (Vertical)



90° Elbow (Horizontal)



Flexible Joint



End Socket



Socket Coupling



Wall Cover Inlet



Simple Wall Cover



# ACCESSORIES

ACCESSORIES



## SPEEDICHANNEL™ LINE SET COVERS



Adjustable Flat Bend



Clip & Tie



Duct End



45° Flat Bend



90° Flat Bend



Flat Wall Escutcheon



Flex Joint



Inside Elbow



Line Set Cover



Long Radius Elbow

Product #	Desc.	Sale Unit	List
<b>Adjustable Flat Bend</b>			
DSC 230-AFB3	3" Adjustable Flat Bend		\$22.88
DSC 230-AFB4	4" Adjustable Flat Bend		\$42.09
<b>Clips</b>			
DSC 230-DCLIP	Clips, 50 pk	PK	\$28.53
DSC 230-DCLIP-10	Clips and 11" Ties, 10 pk	PK	\$11.90
<b>Duct Ends</b>			
DSC 230-DE3	3" Duct End		\$13.88
DSC 230-DE4	4" Duct End		\$22.07
<b>Flat Bend</b>			
DSC 230-FB453	3" 45° Flat Bend		\$24.29
DSC 230-FB454	4" 45° Flat Bend		\$45.20
DSC 230-FB456	6" 45° Flat Bend		\$50.99
DSC 230-FB3	3" 90° Flat Bend		\$24.29
DSC 230-FB4	4" 90° Flat Bend		\$45.20
DSC 230-FB6	6" 90° Flat Bend		\$50.99
<b>Flat Wall Escutcheon</b>			
DSC 230-FR4	4" Flat Wall Escutcheon		\$12.13
<b>Flex Joint</b>			
DSC 230-FJ3	3" Flex Joint		\$16.91
DSC 230-FJ4	4" Flex Joint		\$33.72
<b>Inside Elbow</b>			
DSC 230-EB3	3" Inside 90° Elbow		\$21.79
DSC 230-EB4	4" Inside 90° Elbow		\$46.08
<b>Line Set Cover</b>			
DSC 230-D4A	4" Line Set Cover 78"		\$83.08
DSC 230-D6	6" Line Set Cover 78"		\$112.00
<b>Long Radius Elbow</b>			
DSC 230-LFB3	3" Long Radius Elbow		\$30.51
DSC 230-LFB4	4" Long Radius Elbow		\$36.72
DSC 230-LFB6	6" Long Radius Elbow		\$52.43

# ACCESSORIES



## SPEEDICHANNEL™ LINE SET COVERS

Product #	Desc.	Sale Unit	List
<b>Outside Elbow</b>			
DSC 230-EIN4	4" Outside 90° Elbow		\$46.08
<b>Screws</b>			
DSC 230-DSCREW	Screws, 100	PK	\$41.45
<b>T-Joint</b>			
DSC 230-TJ4	4" T-Joint		\$94.24
DSC 230-TJ6	6" T-Joint		\$108.00
<b>Union Coupling</b>			
DSC 230-CP3	3" Union Coupling		\$9.00
DSC 230-CP4	4" Union Coupling		\$17.76
DSC 230-CP6	6" Union Coupling		\$21.54
<b>Wall Penetration Cover</b>			
DSC 230-WC3	3" Wall Penetration Cover		\$26.62
DSC 230-WC4	4" Wall Penetration Cover		\$45.44
DSC 230-WC6	6" Wall Penetration Cover		\$56.64



Outside Elbow



Screw



T-Joint



Union Coupling



Wall Penetration Cover



## LINE SET TAPE

- Tough and durable
- Hand tearable for ease of use
- UV resistant for outdoor installations
- Aggressive bond - won't flag or lift
- Mold and moisture resistant
- Good adhesion to plastic insulation

Product #	Desc.	Sale Unit	List
NAS 444	Line Set Tape 2" x 60 Yd Roll UV Resistant	24	\$20.16
NAS 444 WHITE	Line Set Tape 2" x 60 Yd Roll UV Resistant	24	\$20.16
NAS 444 PRINTED	Line Set Tape 2" x 60 Yd Roll UV Resistant	24	\$21.60



NAS 444



NAS 444 WHITE



# ACCESSORIES

ACCESSORIES



## LINE SET COVERS



- Removable/Reuseable-Great for Maintenance
- No adhesives, won't unravel like tape
- U/V, fire rated, anti-microbial/fungal PVC
- Custom, professionally installed appearance
- 6 ft. length and 75 ft. Mega Roll perfect for line sets
- Flexible, quick to install with dual bonded velcro
- Ensures proper closure of slitted insulation
- U/V cable ties for long-term installation

Product #	Length	Wall Thickness	Insulation Size	List
AEX 72C-B	6'	—	3/4"	\$69.21
AEX 72E-B	6'	—	1/2"	\$68.35
AEX 750E-B	75'	—	1/2"	\$692.00
AEX 750E W	75'	Fits 1/2"	—	\$692.00
AEX 750X-B	75'	Fits 1"	3/4"	\$968.00
AEX 90C	90 EI	—	3/4"	\$19.90
AEX 90E	90 EI	—	1/2"	\$19.90

## GS30 LINE SET OUTLETS

- Professional grade, weather-resistant, wall Enclosure that fits over and seals around wall surface penetrations utilizing elastomeric, gaskets and seals
- Prevents, wall gaps and exterior surface cracks associated with the use of rigid wall penetration sleeves or rigid penetration flashing materials

Product #	Desc.	Insulation Size	List
AEX TGS 550 G	Titan GS30 Outlet 1/2" Gray Masonry	1/2"	\$86.52
AEX TGS 510 G	Titan GS30 Outlet 1" Gray Masonry	1"	\$98.63
AEX TGS 575 G	Titan GS30 Outlet 3/4" Gray Masonry	3/4"	\$86.52
AEX TSS 550 G	Titan TSS Outlet 1/2" Gray Wall Siding	1/2"	\$86.52
AEX TSS 575 G	Titan TSS Outlet 3/4" Gray Wall Siding	3/4"	\$86.52

## ACCESSORIES



### MINI SPLIT PADS

- High recycled plastic content
- Subtle texture resists unit slide
- Unaffected by UV or weather
- Uniform ribbing transfers load evenly
- Drillable for securing unit
- Lightweight, yet rugged



Product #	Size	Thickness	List
CLA EL18 38 3	18" x 38"	3"	\$90.97
CLA UC16 36 3	16" x 36"	3"	\$65.69
CLA UC18 38 3	18" x 38"	3"	\$73.94
CLA UC24 24 3	24" x 24"	3"	\$55.40
CLA UC24 36 3	24" x 36"	3"	\$93.22
CLA UC24 48 3	24" x 48"	3"	\$124.00
CLA UC36 48 3	36" x 48"	3"	\$146.00

### QUICK-SLING MINI SPLIT STANDS

- Provides a safe, stable platform to mount unit on
- Keeps unit elevated above lawn mowers, weed whackers, pets, snow and flooding
- Elevated height allows for ease of installation, maintenance and service
- Fits MUZ/PUZ/MXZ (less than 3 Ton)



Product #	Details	Size	List
QSL QSMS 1200	Thin	12" H Adj. 34-40"	\$498.00
QSL QSMS 1201	Wide	12" H Adj. 34-40"	\$440.00

### QUICK-SLING SUPER STANDS

- Super Stands are the best option for mounting your VRF/VRV stands
- Easy to adjust and assemble
- Available in single, double and triple unit stands
- Fits Mitsubishi City Multi R2/Y Series Units



Product #	Size	List
QSL QSSS 100 12	12" High	\$756.00
QSL QSSS 101 12	12" Double-Sided	\$820.00

### QUICK-SLING DUAL FAN MINI SPLIT STAND

- 12" High
- 400 lbs. Max.
- Fits MUZ/MXZ (greater than 3 Ton)
- Fits PUY/PUZA42 (greater than 3 Ton)
- Ideal for PUMY Series



Product #	Size	List
QSL QSMS 1202	12" High	\$480.00



# ACCESSORIES


ACCESSORIES



## QUICK-SLING QUICK DISPLAY

- Attach an indoor and outdoor unit for a great display
- Applicable for residential or light commercial equipment
- No need to worry about moving your display and having it fall apart
- Comes with locking wheels
- Made from 14 ga. steel
- Powder coated

Product #	Desc.	List
QSL QSDP1000	Quick Display for Mini Split System	\$740.00



## QUICK-SLING WALL BRACKETS

- Wall bracket provides a quick, safe and stable way to mount your unit
- Allows for easy access during installation, service and maintenance
- Roof bracket accessory is designed to protect your equipment from snow and freezing rain while maintaining proper air flow around the unit
- 22" x 33-1/2" x 18"

Product #	Desc.	List
QSL QSWB2000	Wall Bracket Anti-Vibration Adj. 350 lbs. Capacity	\$318.00
QSL QSWB2005	Wall Bracket Anti-Vibration Adj. 350 lbs. Capacity	\$522.00
QSL QSWB2000SS	Wall Bracket Anti-Vibration Adj. 350 lbs. Capacity	\$416.00
QSL QSWB3000	Wall Bracket Anti-Vibration Adj. 300 lbs. Capacity	\$308.00

## ACCESSORIES

**RECTORSEAL**

### HANGING BRACKETS

- Made from heavy duty steel with powder coated finish
- Sliding cross bar for exceptional equipment width range and a level for added convenience
- 22" x 33-1/2" x 18"

Product #	Desc.	CAP	List
RTS 87733	Condenser Wall Bracket	300 lbs.	\$168.00



**sauermann™**

### HANGING BRACKETS

#### Wall Bracket

Product #	Desc.	Sale Unit	List
SAU BS520	Wall Bracket 440 lbs. Capacity #130	PR	\$99.12

#### Vibration Damper

Product #	Desc.	Sale Unit	List
SAU BVD40	Vibration Dampers For Bs520 #027	BG	\$34.82



**DIVERSiTECH**


### MOUNTING BRACKETS

#### Mounting Block

Product #	Desc.	Sale Unit	List
DSC 230-MB17WX	Mounting Blocks For Mini Split Outdoor	PR	\$49.41

#### End Cap

Product #	Desc.	Sale Unit	List
DSC 230-MBCW	End Cap For Mini Split Mounting Blocks (4 Pk)	PK	\$18.65



## ACCESSORIES



### ROOF TOP BLOX PIPE SUPPORT

- Includes on-board galvanized strap
- 250 lbs. Max. weight single point
- 350 lbs. Max. weight with strut
- Made of Polypropylene Copolymer

Product #	H x W x L	Wt.	List
IPS RTB01	4-3/4" x 9" x 9"	2 lbs.	\$45.59



### ELECTRICAL – DISCONNECT SWITCH

- Fuses install into pull-out handle
- Line, load and ground terminals aligned for easy hook up with heavy wires
- Indicator lights for blown fuses
- Knockouts accommodate three sizes (1/2", 3/4" and 1")
- Rear entry knockouts
- Heavy gauge steel case and large internal wiring space
- Standard 1/4" head screw on dead front

Product #	Desc.	List
DIV DDS 30	Disconnect Switch AC Fusible 3r 30a 240V	\$49.61
DIV DDS 60	Disconnect Switch AC Fusible 3r 60a 240V	\$51.50



### ELECTRICAL – DISCONNECT SWITCH

- Side open disconnect
- Integrated internal surge protector
- Thermally Protected MOV's
- Metal-weather resistant enclosure


Product #	Desc.	List
MAR 83916	Disconnect Switch 30a Fused w/ Internal Surge	\$162.00
MAR 83917	Disconnect Switch 60a Fused w/ Internal Surge	\$170.00

## ACCESSORIES



### 3-POLE MINI SPLIT DISCONNECT SWITCH

- UL 30A rated motor disconnect
- 3-pole
- 600V Max.



Product #	Desc.	List
MAR 84711	30A-600V 3 Pole 3Ph AC Motor Switch	\$152.00



### ELECTRICAL – MINI SPLIT CABLE



EZ-IN Wire



Mini Split Cable

Product #	Desc.	Ga.	Ft. / Roll	List
THW EZ IN MINISPLIT S 50	Stranded EZ-IN Mini Split Wire	14/4	50'	\$192.00
THW 14 4 TRAY 50	Mini Split Cable	14/4	50'	\$146.00
THW 14 4 TRAY 250	Mini Split Cable	14/4	250'	\$714.00
THW 16 4 TRAY	Mini Split Cable	16/4	250'	\$676.00
THW 16 2 PLENUM SHIELDED	Mini Split Cable Stranded, Shielded Communicating Wire	16/2	250'	\$168.00

### EZ IN LIQUID TIGHT CONNECTOR

Product #	Desc.	List
THW LIQUID TIGHT CONNECTOR	EZ IN Straight Liquid Tight	\$25.61



### ROTARY CUTTER

Product #	Desc.	Sales Unit	List
THW ROTARY CUTTER	Rotary Cutter for Armored Jacketed Wire	EA	\$138.00
THW ROTARY CUTTER BLADES	Replacement Blades (5 pk)	PK	Call for Price



## ACCESSORIES



### DRAINMATE

- Composite plastic/rubber assembly provides more flexibility
- Easy to install
- Easy to disassemble for cleaning
- Two sizes available
- Color coded for easy ID
- Fits 5/8" PVC pipe

Product #	Desc.	List
MAI DMG 1	Green 5/8" Hose to 3/4" PVC	\$10.74
MAI DMY 58	Yellow 5/8" Hose to 1/2" PVC	\$10.74



### ROUGHINBOX™

- The innovative new way to rough in any mini split
- Easy to install, easy to access, easy to hook up
- Saves time, saves money, saves hassle
- Ideal for wood or metal studs

Product #	Desc.	List
MAI RBX3 MD NC	Universal - Combines Center and Side Drain	\$81.31
MAI RBXCP	Center Plate	\$9.21



### SUPER SLEEVE

- Universal – fits all makes of ductless indoor units
- Easily adjusts for wall thicknesses from 6" to 12"
- Compatible with lineset covers 4" and up


Product #	Desc.	List
MAI RBX55 SS RF	Super Sleeve for Mini Split Installation	\$42.96

## ACCESSORIES



### CONDENSATE REMOVAL

Product #	Desc.	List
DSC 230-DL16	5/8" ID Mini Split Drain Line 160'	\$152.00
DIV CC-1	Drain Pan Switch	\$31.21
DIV CP 22-230	Condensate Pump 230V 22' Lift w/o Tubing	\$174.00
DIV CVMINI	Mini Condensate Pump Variable Speed 120-240V	\$316.00




ACCESSORIES



### CONDENSATE PUMP

- Surface mounts below evaporator at either end
- Crisp white color and slim profile complement any evaporator
- Resilient mounting minimizes vibration and noise
- Cleanable replaceable plastic filter cartridge accepts water treatment tablet
- Accepts standard 5/8" drain hose from any mini split
- Extra large reservoir capacity minimize pump operation
- All components clip apart for easy disassembly without tools
- Fully potted electronics
- No need to disturb evaporator to clean filter, reservoir clips out from front for easy removal and replacement
- 3A N/C dry contacts rated @ 5A inductive @ 230V AC



Product #	Desc.	List
RTS 83939	Mini White Universal 100-250V	\$382.00



### GOBI II CONDENSATE REMOVAL PUMP

- Quiet mode: Installer configurable pump performance using dip-switches to optimize each individual installation for the best performance and sound parameters
- Diagnostic LED: Patented two color long-life LED to ensure correct initial installation and to assist in diagnostics on future service calls
- USB connection: Review pump history
- Digital Sensor: Unique digital water level sensor with no moving parts to get stuck or clogged
- Universal Application: Widest application range for exposed mount pumps in the market from 6,000 Btu/hr to 120,000 Btu/hr (1.75kW to 35kW)
- Integrated replaceable 10A fuse: 5 x 20mm 10A glass fuse



Product #	Desc.	List
REF 3004145	120/240V Mini Split Under Mount Condensate Pump	\$236.00

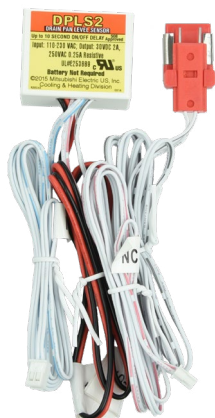


# ACCESSORIES

ACCESSORIES



## DRAIN PAN LEVEL SENSOR



- Construction: All solid state - no floats or other moving parts
- Electrical rating: Output: 30 VDC 2A, 250VAC 0.25A; Input power: 110 – 230VAC
- Operation does not disrupt communications between the outdoor unit, compressor and indoor unit
- Switching mode: Normally Closed (NC) and Normally Open (NO) - Includes harnesses adaptors for all current M, P, S Series and CITY MULTI indoor units
- Wire harness adaptors: P, M1, M2, M3, M4, M5
- Delay: 5-10 second make/break delay - Reset mode: automatic
- Sensor mount: pan edge, coil - Sensor cable length: 4 ft. Power cable length: 2 ft. - Output cable length: 4 ft.
- UL 508 Recognized
- Meets the intent of International Mechanical Code "allowed exception to the secondary drain pan requirement"

Product #	Desc.	List
MIA DPLS2	Drain Pan Level Sensor/Control	Call for Price

## DRAIN PAN HEATERS

- Recommended for cold climates



MAC-640BH-U



MAC-641BH-U



MAC-642BH-U

Product #	Desc.	List
MIA MAC-640BH-U	Drain Pan Heater for MUZGL09/12/15NA, MUZHM09/12/15/18/24, MUZFH09/12NA & SUZKA09/12/15NA	\$266.00
MIA MAC-641BH-U	Drain Pan Heater for MUZGL18NA & SUZKA18NA	\$318.00
MIA MAC-642BH-U1	Drain Pan Heater for MUZGL24NA & MUZ-FH15NA	\$532.00
MIA PAC-645BH-E	Base Pan Heater for MXZ3C/4C/5C	\$900.00
MIA PAC-SJ20BH-E	Base Pan Heater for MXZ8C48/60NA	\$1,716.00

Drain Pan Heater	Outdoor Unit	Rated Voltage
MAC-640BH-U	MUZ-GL09/12/15NA MUZ-HM09/12/15/18/24 MUZ-FH09/12NA SUZ-KA09/12/15NA	208 / 230 V
MAC-641BH-U	MUZ-GL18NA SUZ-KA18NA	208 / 230 V
MAC-642BH-U	MUZ-GL24NA MUZ-FH15/18NA	208 / 230 V
PAC-645BH-E	MXZ3C24NA MXZ3C30NA MXZ4C36NA MXZ5C42NA SUZ-KA24/30/36NA	208 / 230 V
PAC-SJ20BH-E	MXZ8C48NA MXZ8C60NA	208 / 230 V

## ACCESSORIES

**COLUMBIA**  
HVAC SHEET METAL & SPECIALTY PRODUCTS

### FILTER BOX FOR PEAD

- First set of filters included
- Rails installed to accept 1", 2" and 4" filter thicknesses
- 1/2" hem-flange out around back edge to attach to Mitsubishi unit
- Hemmed over edges other end (not flanged), other end details are optional
- Insulation available as additional option



Product #	Air Handler	W x L x H	List
CMF PEAD 1218	PEAD-A12AA7, PEAD-A18AA7	34" x 8 5/8" x 12"	Call for Price
CMF PEAD 2430	PEAD-24AA, PEAD-A36AA	42" x 8 5/8" x 12"	\$486.00
CMF PEAD 3642	PEAD-A36AA, PEAD-A42AA	54" x 8 5/8" x 12"	\$526.00

### BASE CANS FOR SVZ AND PVA AIR HANDLERS

- 24 ga. construction
- "Slide in Place" flange
- 1-1/2" wide flange
- Snap lock seam
- 1" slip cap
- SMACNA strengthening beads



Product #	Air Handler	W x L x H	Insulation	List
CAP BC AH 17 21 18 M	SVZ12,18,24 & PVA12,18	17 3/4" x 21" x 18"	No Insulation	\$158.94
CAP BC 17 21 24 2I	SVZ12,18,24 & PVA12,18	17 3/4" x 21" x 24"	2" Insulation	\$346.00
CAP BC 17 21 36	SVZ12,18,24 & PVA12,18	17 3/4" x 21" x 36"	No Insulation	\$252.00
CAP BC 17 21 36 2I	SVZ12,18,24 & PVA12,18	17 3/4" x 21" x 36"	2" Insulation	\$456.00
CAP BC AH 21 18	SVZ30,36 & PVA24,30	21 1/2" x 21" x 18"	No Insulation	\$161.72
CAP BC AH 21 18 2I	SVZ30,36 & PVA24,30	21 1/2" x 21" x 18"	2" Insulation	\$308.00
CAP BC 25 21 18	PVA36,42	25 1/2" x 21" x 18"	No Insulation	\$183.56



# ACCESSORIES

ACCESSORIES



**COLUMBIA**  
HVAC SHEET METAL & SPECIALTY PRODUCTS

## PLENUMS FOR SVZ AND PVA AIR HANDLERS

- 26 ga. construction
- 1/2" hemmed furnace flange
- SMACNA strengthening beads
- Snap lock seam
- 1" slip cap

### Supply Air

Product #	Air Handler	W x L x H	Insulation	List
CAP PLE 15 16 24	SVZ12,18, 24	15 1/2" x 16 1/2" x 23"	No Insulation	\$150.83
CAP PLE 17	SVZ30,36 & PVA24,30	20" x 16 1/2" x 23"	No Insulation	\$159.45
CAP PLE 17 2I	SVZ30,36 & PVA24,30	20" x 16 1/2" x 23"	2" Insulation	\$284.00
CAP PLE 17 36	SVZ30,36 & PVA24,30	20" x 16 1/2" x 35"	No Insulation	\$202.00
CAP PLE 17 36 2I	SVZ30,36 & PVA24,30	20" x 16 1/2" x 35"	2" Insulation	\$378.00
CAP PLE 23	PVA36,42	23" x 16" x 23"	No Insulation	\$162.63

### Return Air

Product #	Air Handler	W x L x H	Insulation	List
CAP PLE 15 19 24	SVZ12,18, 24	15" x 19" x 23"	No Insulation	\$153.82
CAP PLE 21	SVZ30,36 & PVA24,30	20" x 20" x 23"	No Insulation	\$165.95
CAP PLE 21 2I	SVZ30,36 & PVA24,30	20" x 20" x 23"	2" Insulation	\$300.00
CAP PLE 24	PVA36,42	23 1/2" x 20" x 23"	No Insulation	\$177.27
CAP PLE 24 2I	PVA36,42	23 1/2" x 20" x 23"	2" Insulation	\$326.00



## SQUARE TO ROUND PLENUMS

- 3 pc. Construction
- Snap lock seam
- 1/2" hemmed flange
- SMACNA strengthening beads
- 1" slip cap included

Product #	Type	Dimensions	Collar	Flange Type	List
CAP PLE A SA 17 14 M	Square to Round Supply Air Plenum (Mitsubishi)	16" x 16" x 14"	3" 26 ga.	1/2" All Around	\$85.42
CAP EC PLE 17 14 RD	Square to Round Evaporator Coil Plenum	16 1/4" x 19 1/2" x 14"	3.5" 24 ga.	1/2" Hemmed Flange out	\$120.26
CAP EC PLE 17 16 RD	Square to Round Evaporator Coil Plenum	16 1/4" x 19 1/2" x 16"	3.5" 24 ga.	1/2" Hemmed Flange out	\$123.85
CAP EC PLE 21 16 RD	Square to Round Evaporator Coil Plenum	20 1/4" x 19 1/2" x 16"	3.5" 24 ga.	1/2" Hemmed Flange out	\$127.43

## ACCESSORIES

### MITSUBISHI PEAD SUPPLY AND RETURN AIR FITTINGS FOR PEAD HORIZONTAL-DUCTED INDOOR UNITS



ACCESSORIES


#### SQUARE TO ROUND SUPPLY TRANSITIONS

- 26 ga. galvanized
- Flat on "A" or long side
- 1/2" hemmed flange out allows easy installation to Mitsubishi unit
- 2" straight before transition starts and 2" long collar

Product #	Mitsubishi Unit	A	B	C	List
CMF SQTORD73412	PEAD A12AA	34"	7.125"	12"	\$154.54
	PEAD A18AA				
CMF SQTORD74214	PEAD A24AA	42"	7.125"	14"	\$178.06
	PEAD A36AA				
CMF SQTORD75416	PEAD A36AA	54"	7.125"	16"	\$188.86
	PEAD A42AA				

#### SQUARE TO ROUND RETURNS


- 26 ga. galvanized
- Flat on "A" or long side
- Notched ends designed to fit on Columbia CMF filter boxes
- 2" straight before transition starts and 2" long collar



Product #	Mitsubishi Unit	A	B	C	List
CMF SQTORD83412	PEAD A12AA	34"	8.625"	12"	\$216.00
CMF SQTORD83414	PEAD A18AA	34"	8.625"	14"	\$158.03
CMF SQTORD84216	PEAD A24AA	42"	8.625"	16"	\$175.13
	PEAD A30AA				
CMF SQTORD85418	PEAD A36AA	54"	8.625"	18"	\$184.43
CMF SQTORD85420	PEAD A42AA	54"	8.625"	20"	Special Order

#### FILTER BOXES

- Includes 2" MERV 8 filters
- Rails installed to accept 1", 2" and 4" filter thicknesses
- 1/2" hem-flange out around back edge to attach to Mitsubishi unit
- 24 ga. galvanized



Product #	Mitsubishi Unit	A	B	C	Filter Sizes* (Qty)	List
CMF PEAD 1218	PEAD-A12AA	34"	8.625"	12"	8.25" x 16.75" (2)	Special Order
	PEAD-A18AA					
CMF PEAD 2430	PEAD-A24AA	42"	8.625"	12"	8.25" x 20.75" (2)	\$486.00
	PEAD-A30AA					
CMF PEAD 3642	PEAD-A36AA	54"	8.625"	12"	8.25" x 26.75" (2)	\$526.00
	PEAD-A42AA					


\*Actual Filter Thickness: 2" MERV 8 = 1-3/4" thick, 4" MERV13 = 3-5/8" thick



# ACCESSORIES




For SEZ Horizontal-Ducted Indoor Units



## SQUARE TO ROUND SUPPLY TRANSITIONS

- 26 ga. galvanized
- Flat on "A" or long side
- 2" straight before transition starts
- 2" long collar
- 1/2" Hemmed-flange out allows easy installation to Mitsubishi Unit


Product #	Mitsubishi Unit	A	B	C	List
CMF SQTORD62610	SEZ-KD 09NA4	26 1/8"	6"	10" Rd.	\$127.03
CMF SQTORD63410	SEZ-KD12NA4, SEZ-KD15NA4	34"	6"	10" Rd.	\$146.57
CMF SQTORD63412	SEZ-KD12NA4, SEZ-KD15NA4	34"	6"	12" Rd.	\$154.26
CMF SQTORD63414	SEZ-KD12NA4, SEZ-KD15NA4	34"	6"	14" Rd.	\$160.63
CMF SQTORD64112	SEZ-KD18NA4	41 7/8"	6"	12" Rd.	\$165.28
CMF SQTORD64114	SEZ-KD18NA4	41 7/8"	6"	14" Rd.	\$173.08



## SQUARE TO ROUND RETURNS

- 26 ga. galvanized
- Notched ends designed to fit on Columbia CMF filter boxes
- 2" Straight before transition starts
- 2" long collar
- Flat on "A" or long side

Product #	Mitsubishi Unit	A	B	C	List
CMF SQTORD62612	SEZ-KD 09NA4	26.125"	6"	12"	Call for Price
CMF SQTORD63412RA	SEZ-KD 12NA4, SEZ-KD 15NA4	34"	6"	14"	Call for Price
CMF SQTORD64116	SEZ-KD 18NA4	41.875"	6"	16"	Call for Price



## FILTER BOXES

- Includes 2" MERV 8 filters
- Rails installed to accept 1", 2" and 4" filter thicknesses
- 1/2" hemmed-flange out around back edge to attach to Mitsubishi unit
- 24 ga. galvanized

Product #	Mitsubishi Unit	A	B	C	Filter Sizes* (Qty)	List
CMF SEZKD 09NA4	SEZ-KD09NA4	26.125"	6"	12"	5.625" x 25.625" (1)	Call for Price
CMF SEZKD 1215NA4	SEZ-KD12NA4 SEZ-KD15NA4	34"	6"	12"	5.625" x 16.75" (2)	Call for Price
CMF SEZKD 18NA4	SEZ-KD18NA4	41.875"	6"	12"	5.625" x 20.6875" (2)	Call for Price

\*Actual Filter Thickness: 2" MERV 8 = 1-3/4" thick, 4" MERV13 = 3-5/8" thick

## ACCESSORIES

**RECTORSEAL**

### MIGHTY BRACKET™ MINI SPLIT INSTALLATION TOOL

- Allows single person installation
- Simple clip on support
- No damage to walls
- Use on all brands of mini splits



Product #	Desc.	List
RTS 97705	Mini Split Installation Tool	\$278.00

### LINESET COVER CUTTING TOOL

- Equipped with quick opening mechanism and safety stopper
- Cuts cleanly
- Easy one-touch open/close
- Advanced corrosion resistance



Product #	Wt.	List
RTS 84380	1.15 lbs.	\$120.00



### MINI SPLIT TOOL KITS

MSKIT1 (UNIVERSAL) INCLUDES:

- JB BackpackTool Bag (MSKIT1-BAG)
- Patriot Brass Manifold (22500)
- 60" Kobra Hose Set (CCLS-60)
- Ratcheting Flaring Tool (T30600)
- Torque Wrench Kit (TRQ1080)
- Hex Key Set (T30605)
- Valve Core Remover (A32525N)
- Shield Refrigerant 5/16" Locking Caps (qty.4) (SHLD-P4)
- Brass Caps (qty. 5) (NFT5-4 1/4")
- Brass Adaptor 5/16" Female x 1/4" SAE Male (A31656)
- RT70020 Tube Cutter 1/8" to 1 1/4"



**MSKIT1**

MSKIT3 (BASIC) INCLUDES:

- JB Tool Bag (MSKIT1-BAG)
- Hex Key Set (T30605)
- Ratcheting Flare Tool (T30600)
- Brass Adaptor 5/16" Female x 1/4" SAE Male (A31656)
- Torque Wrench Kit (TRQ1080)
- Brass Caps (for all 1/4" x 5/16" Male Connections)



**MSKIT3**

Product #	Desc.	List
JB MSKIT1	Universal Mini Split Tool Kit	\$1,040.00
JB MSKIT3	Basic Mini Split Tool Kit	\$650.00



## ACCESSORIES



### FLARING GUN

- No power supply is needed and is rechargeable
- Quick and accurate for harsh environments

Product #	Desc.	List
NAV NEF6LI	Cordless Flaring Tool, 3/4" Max., 4/case	Call for Price



### FLARING TOOL

- Axial spacing to ensure accurate and consistent flaring
- Nitride treated to make it more robust and durable

Product #	Desc.	List
NAV NTF66C	Flaring Tool, 3/4" Max., 6 Sizes w/ Cutter	\$286.00



### CORDLESS POWER FLARING TOOL

- Designed to perform reliably in harsh environments\
- Allows one-button, one-hand operation
- Battery power indicator and a flashlight
- Comes in a sturdy blow-molded case with five commonly-sized flare dies, one battery, a charger, and premium flare gauge

Product #	Desc.	List
NAV NEF6LM	Cordless Power Flaring Tool, 3/4" Max OD. (5 per case)	\$790.00



### DIGITAL TORQUE WRENCH

- Memorizes torque settings and peak hold
- Real-time lights and beeping sound indicate how close it is to the target torques
- Leading technology

Product #	Desc.	List
NAV NTW1	Torque Wrench Digital Dual directional operation	\$592.00



### MINI SPLIT TORQUE WRENCH KIT

- 7.375 - 59.004 lbs.-ft. (10-80 N-M)
- 1/2" DR Ratchet Head
- 6 Spanner Heads: 17 mm, 22mm, 24mm, 26mm, 27mm, 29mm

Product #	List
JB TRQ1080	\$426.00

## ACCESSORIES

# cps®

### DIGITAL TORQUE WRENCH

- Ensures OEM torque setting compliance
- Ideal for HVAC mini split installations
- Jaw opening: 3/16" to 1-7/16" (5 to 35mm)
- Pre-set and actual torque values: View both at the same time
- Memory Presets: 5 common, 5 open for custom torque values
- Track mode: View real-time torque value reached during use



Product #	Desc.	List
CPS BTLDTW	"Blackmax" Digital Torque Wrench	\$366.00



### MINI SPLIT TOOLS



Product #	Desc.	Sale Unit	List
JB SHLD-8-DRIVER	Locking Cap Driver 8" w/ Bit	EA	\$24.44
JB SHLD-BIT	Locking Key Bit 2 pk	EA	\$13.47
JB SHLD-U12	Locking Cap Universal "Shield" (12 pk)	PK	\$168.00
JB SHLD-U4	Locking Cap Universal "Shield" (4 pk)	PK	\$56.82
JB SHLD-U50	Locking Cap Universal "Shield" (50 pk)	BX	\$658.00

ACCESSORIES



# DUCTLESS MAINTENANCE



## FILTERS

- Genuine replacement filters made by Mitsubishi
- Same model as the filters that came with the unit

### Anti-Allergy Enzyme Filters

Product #	Desc.	Compatible Unit	Sale Unit	List
MIA MAC-1415FT-E	—	MSZ/Y-D30,36	EA	\$85.20
MIA MAC-2300FT	—	MSZ/Y-A24	EA	\$40.00
MIA MAC-2310FT-E	2 pk	MSZ/Y-GE24	EA	\$104.00
MIA MAC-408FT-E	2 pk	MSZ/Y-GE06, 09,12,15,18	BX	\$72.56
MIA MAC-415FT-E	—	MSZ/Y-A09,12,15,17	EA	\$38.25
MIA MAC-418FT-E	—	MSZ-FE09,12	EA	\$40.00
MIA MAC-2330FT-E	—	MSZ-FH09,12,15,18	EA	\$42.60

### Platinum Deodorizing Filters

Product #	Compatible Unit	List
MIA MAC-308FT-E	MSZ-FD09,12; MSZ-FE09,12	\$73.02
MIA MAC-3000FT-E	MSZ-FH06,09,12,15,18	\$63.49



DUCTLESS MAINTENANCE

## DUCTLESS MAINTENANCE



### MINI SPLIT BIB KIT

- Quick to set up and easy to move from job-to-job
- Includes 8 ft. drain line for high mounts
- Keeps walls and floors safe from water and overspray



Product #	Desc.	List
SPD MSB-KIT	Mini Split Bib Kit (Includes MSB-01 & MSB-07-01)	\$222.00
SPD MSB-01	Mini Split Bib Bag	\$85.60
SPD MSB-07-1	Protective Film Tape 2" x 200'	\$24.97



### CASSETTE BIB KIT

- Quick set up allows easy moving from job-to-job
- Bib keeps walls and floors safe from water and over spray
- 10 ft. drain funnel safely deposits water and cleaner into a bucket

Product #	Desc.	List
SPD SC-CB	Bib, mounting hooks and 5 gal. bucket	\$300.00



### HEAVY WEIGHT DROP CLOTH

- Absorbs paint spills, traps dust and debris for faster cleanup
- Made from 8 oz. 100% cotton canvas fabric
- Double-stitched seams
- Heavy-duty rot-resistant thread
- Washable and reusable

Product #	Desc.	List
DIV DC-4128	Drop Cloth Heavy Wt. 4' x 12'	\$56.36



DUCTLESS MAINTENANCE



# MXZ-2C20NAH2 INDOOR UNIT COMBINATIONS

**NON-DUCTED:**

# of indoor unit	Total Nominal Capacity (x1000 Btu/h)	Total Indoor Unit Capacity (Btu/h)	Operational Performance for Indoor Unit Combinations (Unit A + Unit B + Unit C)	Cooling Capacity Range (Btu/h)		
				Heating Capacity Range (Btu/h)		
				Unit A	Unit B	Unit C
1	6	6,000	6	6,000	-	-
		7,400		7,400	-	-
1	9	9,000	9	9,000	-	-
		11,000		11,000	-	-
1	12	12,000	12	12,000	-	-
		14,400		14,400	-	-
1	15	14,000	15	14,000	-	-
		18,000		18,000	-	-
2	12	12,000	6 + 6	6,000	6,000	-
		14,800		7,400	7,400	-
2	15	15,000	6 + 9	6,000	9,000	-
		18,400		7,400	11,000	-
2	18	18,000	6 + 12	6,000	12,000	-
		22,000		7,500	14,500	-
2	18	18,000	9 + 9	9,000	9,000	-
		22,000		11,000	11,000	-
2	21	20,000	6 + 15	6,000	14,000	-
		22,000		6,400	15,600	-
2	21	20,000	9 + 12	8,600	11,400	-
		22,000		9,500	12,500	-
2	24	20,000	9 + 15	7,800	12,200	-
		22,000		8,300	13,700	-
2	24	20,000	12 + 12	10,000	10,000	-
		22,000		11,000	11,000	-

**DUCTED:**

# of indoor unit	Total Nominal Capacity (x1000 Btu/h)	Total Indoor Unit Capacity (Btu/h)	Operational Performance for Indoor Unit Combinations (Unit A + Unit B + Unit C)	Cooling Capacity Range (Btu/h)		
				Heating Capacity Range (Btu/h)		
				Unit A	Unit B	Unit C
1	9	9,000	9	9,000	-	-
		10,900		10,900	-	-
1	12	12,000	12	12,000	-	-
		13,600		13,600	-	-
1	15	15,000	15	15,000	-	-
		18,000		18,000	-	-
2	18	18,000	9 + 9	9,000	9,000	-
		21,800		10,900	10,900	-
2	21	20,000	9 + 12	8,600	11,400	-
		22,000		9,800	12,200	-
2	24	20,000	9 + 15	7,500	12,500	-
		22,000		8,300	13,700	-
2	24	20,000	12 + 12	10,000	10,000	-
		22,000		11,000	11,000	-

MULTI-ZONE MATCHES

Specifications are subject to change without notice.

# MXZ-3C24NAHZ2 INDOOR UNIT COMBINATIONS

**NON-DUCTED:**

# of indoor unit	Total Nominal Capacity (x1000 Btu/h)	Total Indoor Unit Capacity (Btu/h)	Operational Performance for Indoor Unit Combinations (Unit A + Unit B + Unit C)	Cooling Capacity Range (Btu/h)		
				Heating Capacity Range (Btu/h)		
				Unit A	Unit B	Unit C
1	6	6,000	6	6,000	-	-
		7,400		7,400	-	-
1	9	9,000	9	9,000	-	-
		11,000		11,000	-	-
1	12	12,000	12	12,000	-	-
		14,400		14,400	-	-
1	15	14,000	15	14,000	-	-
		18,000		18,000	-	-
1	18	17,200	18	17,200	-	-
		21,600		21,600	-	-
2	12	12,000	6 + 6	6,000	6,000	-
		14,800		7,400	7,400	-
2	15	15,000	6 + 9	6,000	9,000	-
		18,400		7,400	11,000	-
2	18	18,000	6 + 12	6,000	12,000	-
		22,000		7,500	14,500	-
2	18	18,000	9 + 9	9,000	9,000	-
		22,000		11,000	11,000	-
2	21	20,000	6 + 15	6,000	14,000	-
		22,000		6,400	15,600	-
2	21	20,000	9 + 12	8,600	11,400	-
		22,000		9,500	12,500	-
2	24	21,800	6 + 18	5,600	16,200	-
		22,000		5,600	16,400	-
2	24	21,800	9 + 15	8,500	13,300	-
		22,000		8,300	13,700	-
2	24	21,800	12 + 12	10,900	10,900	-
		22,000		11,000	11,000	-
2	27	21,800	9 + 18	7,500	14,300	-
		22,000		7,400	14,600	-
2	27	21,800	12 + 15	10,100	11,700	-
		22,000		9,800	12,200	-
3	18	18,000	6 + 6 + 6	6,000	6,000	6,000
		22,200		7,400	7,400	7,400
3	21	18,000	6 + 6 + 9	5,100	5,100	7,700
		24,800		7,100	7,100	10,600
3	24	22,000	6 + 6 + 12	5,500	5,500	11,000
		25,000		6,300	6,300	12,300
3	24	22,000	6 + 9 + 9	5,500	8,300	8,300
		25,000		6,300	9,400	9,400
3	27	24,000	6 + 6 + 15	5,500	5,500	12,900
		25,000		5,600	5,600	13,700
3	27	24,000	6 + 9 + 12	5,300	8,000	10,700
		25,000		5,600	8,400	11,000
3	27	24,000	9 + 9 + 9	8,000	8,000	8,000
		25,000		8,300	8,300	8,300

**MULTI-ZONE MATCHES**

Specifications are subject to change without notice.



# MXZ-3C24NAHZ2 INDOOR UNIT COMBINATIONS, contd.

**DUCTED:**

# of indoor unit	Total Nominal Capacity (x1000 Btu/h)	Total Indoor Unit Capacity (Btu/h)	Operational Performance for Indoor Unit Combinations (Unit A + Unit B + Unit C)	Cooling Capacity Range (Btu/h)		
				Heating Capacity Range (Btu/h)		
				Unit A	Unit B	Unit C
1	9	9,000	9	9,000	-	-
		10,900		10,900	-	-
1	12	12,000	12	12,000	-	-
		13,600		13,600	-	-
1	15	15,000	15	15,000	-	-
		18,000		18,000	-	-
1	18	17,200	18	17,200	-	-
		21,600		21,600	-	-
2	18	18,000	9 + 9	9,000	9,000	-
		21,800		10,900	10,900	-
2	21	21,000	9 + 12	9,000	12,000	-
		21,800		9,700	12,100	-
2	24	21,800	9 + 15	8,200	13,600	-
		21,800		8,200	13,600	-
2	24	21,800	12 + 12	10,900	10,900	-
		21,800		10,900	10,900	-
2	27	21,800	9 + 18	7,500	14,300	-
		21,800		7,300	14,500	-
2	27	21,800	12 + 15	9,700	12,100	-
		21,800		9,400	12,400	-
3	27	23,600	9 + 9 + 9	7,900	7,900	7,900
		24,600		8,200	8,200	8,200

Specifications are subject to change without notice.

# MXZ-3C30NAHZ2 INDOOR UNIT COMBINATIONS

**NON-DUCTED:**

# of indoor unit	Total Nominal Capacity (x1000 Btu/h)	Total Indoor Unit Capacity (Btu/h)	Operational Performance for Indoor Unit Combinations (Unit A + Unit B + Unit C)	Cooling Capacity Range (Btu/h)		
				Heating Capacity Range (Btu/h)		
				Unit A	Unit B	Unit C
1	6	6,000	6	6,000	-	-
		7,400		7,400	-	-
1	9	9,000	9	9,000	-	-
		11,000		11,000	-	-
1	12	12,000	12	12,000	-	-
		14,400		14,400	-	-
1	15	14,000	15	14,000	-	-
		18,000		18,000	-	-
1	18	17,200	18	17,200	-	-
		21,600		21,600	-	-
1	24	22,500	24	22,500	-	-
		22,600		22,600	-	-
2	12	12,000	6 + 6	6,000	6,000	-
		14,800		7,400	7,400	-
2	15	15,000	6 + 9	6,000	9,000	-
		18,400		7,400	11,000	-
2	18	18,000	6 + 12	6,000	12,000	-
		22,000		7,500	14,500	-
2	21	20,000	6 + 15	6,000	14,000	-
		22,000		6,400	15,600	-
2	24	23,000	6 + 18	5,900	17,100	-
		23,000		5,900	17,100	-
2	30	24,000	6 + 24	5,100	18,900	-
		24,000		5,900	18,100	-
2	18	18,000	9 + 9	9,000	9,000	-
		22,000		11,000	11,000	-
2	21	20,000	9 + 12	8,600	11,400	-
		22,000		9,500	12,500	-
2	24	23,000	9 + 15	9,000	14,000	-
		23,000		8,700	14,300	-
2	27	24,000	9 + 18	8,200	15,800	-
		24,000		8,100	15,900	-
2	33	24,000	9 + 24	6,900	17,100	-
		24,000		7,900	16,100	-
2	24	23,000	12 + 12	11,500	11,500	-
		23,000		11,500	11,500	-
2	27	24,000	12 + 15	11,100	12,900	-
		24,000		10,700	13,300	-
2	30	24,000	12 + 18	9,900	14,100	-
		24,000		9,600	14,400	-
2	36	24,000	12 + 24	8,300	15,700	-
		24,000		9,300	14,700	-
2	30	24,000	15 + 15	12,000	12,000	-
		24,000		12,000	12,000	-
2	33	24,000	15 + 18	10,800	13,200	-
		24,000		10,900	13,100	-
2	36	24,000	18 + 18	12,000	12,000	-
		24,000		12,000	12,000	-
3	18	18,000	6 + 6 + 6	6,000	6,000	6,000
		22,000		7,300	7,300	7,300
3	21	21,000	6 + 6 + 9	6,000	6,000	9,000
		25,800		7,400	7,400	11,000
3	24	24,000	6 + 6 + 12	6,000	6,000	12,000
		28,400		7,200	7,200	14,000
3	27	26,000	6 + 6 + 15	6,000	6,000	14,000
		28,400		6,400	6,400	15,600
3	30	28,400	6 + 6 + 18	5,800	5,800	16,700
		28,600		5,800	5,800	17,000
3	36	28,400	6 + 6 + 24	4,900	4,900	18,500
		28,600		5,700	5,700	17,300

MULTI-ZONE MATCHES

Specifications are subject to change without notice.



# MXZ-3C30NAHZ2 INDOOR UNIT COMBINATIONS, contd.

**NON-DUCTED:**

# of indoor unit	Total Nominal Capacity (x1000 Btu/h)	Total Indoor Unit Capacity (Btu/h)	Operational Performance for Indoor Unit Combinations (Unit A + Unit B + Unit C)	Cooling Capacity Range (Btu/h)		
				Heating Capacity Range (Btu/h)		
				Unit A	Unit B	Unit C
3	24	24,000	6 + 9 + 9	6,000	9,000	9,000
		28,400		7,100	10,600	10,600
3	27	28,400	6 + 9 + 12	6,300	9,500	12,600
		28,600		6,400	9,500	12,500
3	30	28,400	6 + 9 + 15	5,900	8,800	13,700
		28,600		5,800	8,600	14,100
3	33	28,400	6 + 9 + 18	5,300	7,900	15,200
		28,600		5,300	7,900	15,400
3	30	28,400	6 + 12 + 12	5,700	11,400	11,400
		28,600		5,800	11,400	11,400
3	33	28,400	6 + 12 + 15	5,300	10,700	12,400
		28,600		5,300	10,300	12,900
3	36	28,400	6 + 12 + 18	4,800	9,700	13,900
		28,600		4,900	9,500	14,200
3	36	28,400	6 + 15 + 15	5,000	11,700	11,700
		28,600		4,900	11,900	11,900
3	27	28,400	9 + 9 + 9	9,500	9,500	9,500
		28,400		9,500	9,500	9,500
3	30	28,400	9 + 9 + 12	8,500	8,500	11,400
		28,600		8,600	8,600	11,300
3	33	28,400	9 + 9 + 15	8,000	8,000	12,400
		28,600		7,900	7,900	12,900
3	36	28,400	9 + 9 + 18	7,300	7,300	13,900
		28,600		7,200	7,200	14,200
3	33	28,400	9 + 12 + 12	7,700	10,300	10,300
		28,600		7,900	10,300	10,300
3	36	28,400	9 + 12 + 15	7,300	9,700	11,400
		28,600		7,200	9,500	11,900
3	36	28,400	12 + 12 + 12	9,500	9,500	9,500
		28,600		9,500	9,500	9,500

Specifications are subject to change without notice.

# MXZ-3C30NAHZ2 INDOOR UNIT COMBINATIONS, contd.

**DUCTED:**

# of indoor unit	Total Nominal Capacity (x1000 Btu/h)	Total Indoor Unit Capacity (Btu/h)	Operational Performance for Indoor Unit Combinations (Unit A + Unit B + Unit C)	Cooling Capacity Range (Btu/h)		
				Heating Capacity Range (Btu/h)		
				Unit A	Unit B	Unit C
1	9	9,000	9	9,000	-	-
		10,900		10,900	-	-
1	12	12,000	12	12,000	-	-
		13,600		13,600	-	-
1	15	15,000	15	15,000	-	-
		18,000		18,000	-	-
1	18	17,200	18	17,200	-	-
		21,600		21,600	-	-
1	24	22,600	24	22,600	-	-
		24,000		24,000	-	-
2	18	18,000	9 + 9	9,000	9,000	-
		21,800		10,900	10,900	-
2	21	21,000	9 + 12	9,000	12,000	-
		22,800		10,100	12,700	-
2	24	24,000	9 + 15	9,000	15,000	-
		24,000		9,100	14,900	-
2	27	24,000	9 + 18	8,200	15,800	-
		24,000		8,000	16,000	-
2	33	24,000	9 + 24	6,800	17,200	-
		24,000		7,500	16,500	-
2	24	24,000	12 + 12	12,000	12,000	-
		24,000		12,000	12,000	-
2	27	24,000	12 + 15	10,700	13,300	-
		24,000		10,300	13,700	-
2	30	24,000	12 + 18	9,900	14,100	-
		24,000		9,300	14,700	-
2	36	24,000	12 + 24	8,300	15,700	-
		24,000		8,700	15,300	-
2	30	24,000	15 + 15	12,000	12,000	-
		24,000		12,000	12,000	-
2	33	24,000	15 + 18	11,200	12,800	-
		24,000		10,900	13,100	-
2	36	24,000	18 + 18	12,000	12,000	-
		24,000		12,000	12,000	-
3	27	27,000	9 + 9 + 9	9,000	9,000	9,000
		27,400		9,100	9,100	9,100
3	30	27,400	9 + 9 + 12	8,200	8,200	11,000
		27,600		8,500	8,500	10,600
3	33	27,400	9 + 9 + 15	7,500	7,500	12,500
		27,600		7,600	7,600	12,500
3	33	27,400	9 + 12 + 12	7,500	10,000	10,000
		27,600		7,900	9,900	9,900
3	36	27,400	12 + 12 + 12	9,100	9,100	9,100
		27,600		9,200	9,200	9,200
3	36	27,400	9 + 9 + 18	7,000	7,000	13,400
		27,600		6,900	6,900	13,700
3	36	27,400	9 + 12 + 15	6,900	9,100	11,400
		27,600		7,100	8,800	11,700

MULTI-ZONE MATCHES

Specifications are subject to change without notice.



# MXZ-4C36NAHZ2 INDOOR UNIT COMBINATIONS

**NON-DUCTED:**

# of indoor unit	Total Nominal Capacity (x1000 Btu/h)	Total Indoor Unit Capacity (Btu/h)	Operational Performance for Indoor Unit Combinations (Unit A + Unit B + Unit C + Unit D)	Cooling Capacity Range (Btu/h)			
				Heating Capacity Range (Btu/h)			
				Unit A	Unit B	Unit C	Unit D
1	6	6,000	6	6,000	-	-	-
		7,200		7,200	-	-	-
1	9	9,000	9	9,000	-	-	-
		10,800		10,800	-	-	-
1	12	12,000	12	12,000	-	-	-
		14,400		14,400	-	-	-
1	15	15,000	15	15,000	-	-	-
		18,000		18,000	-	-	-
1	18	18,000	18	18,000	-	-	-
		21,600		21,600	-	-	-
1	24	24,000	24	24,000	-	-	-
		28,800		28,800	-	-	-
1	30	30,000	30	30,000	-	-	-
		36,900		36,900	-	-	-
1	36	36,000	36	36,000	-	-	-
		45,000		45,000	-	-	-
2	12	12,000	6 + 6	6,000	6,000	-	-
		14,400		7,200	7,200	-	-
2	15	15,000	6 + 9	6,000	9,000	-	-
		18,000		7,200	10,800	-	-
2	18	18,000	6 + 12	6,000	12,000	-	-
		21,600		7,200	14,400	-	-
2	21	21,000	6 + 15	6,000	15,000	-	-
		25,200		7,200	18,000	-	-
2	24	24,000	6 + 18	6,000	18,000	-	-
		28,800		7,200	21,600	-	-
2	30	30,000	6 + 24	6,000	24,000	-	-
		36,900		7,400	29,500	-	-
2	36	36,000	6 + 30	6,000	30,000	-	-
		45,000		7,300	37,700	-	-
2	42	36,000	6 + 36	5,100	30,900	-	-
		45,000		6,200	38,800	-	-
2	18	18,000	9 + 9	9,000	9,000	-	-
		21,600		10,800	10,800	-	-
2	21	21,000	9 + 12	9,000	12,000	-	-
		25,200		10,800	14,400	-	-
2	24	24,000	9 + 15	9,000	15,000	-	-
		28,800		10,800	18,000	-	-
2	27	27,000	9 + 18	9,000	18,000	-	-
		32,800		10,900	21,900	-	-
2	33	33,000	9 + 24	9,000	24,000	-	-
		40,900		11,200	29,700	-	-
2	39	36,000	9 + 30	8,300	27,700	-	-
		45,000		10,200	34,800	-	-
2	45	36,000	9 + 36	7,200	28,800	-	-
		45,000		8,700	36,300	-	-
2	24	24,000	12 + 12	12,000	12,000	-	-
		28,800		14,400	14,400	-	-
2	27	27,000	12 + 15	12,000	15,000	-	-
		32,800		14,600	18,200	-	-
2	30	30,000	12 + 18	12,000	18,000	-	-
		36,900		14,800	22,100	-	-
2	36	36,000	12 + 24	12,000	24,000	-	-
		45,000		15,000	30,000	-	-
2	42	36,000	12 + 30	10,300	25,700	-	-
		45,000		12,600	32,400	-	-
2	30	30,000	15 + 15	15,000	15,000	-	-
		36,900		18,500	18,500	-	-
2	33	33,000	15 + 18	15,000	18,000	-	-
		40,900		18,600	22,300	-	-

MULTI-ZONE MATCHES

Specifications are subject to change without notice.

# MXZ-4C36NAHZ2 INDOOR UNIT COMBINATIONS, contd.

**NON-DUCTED:**

# of indoor unit	Total Nominal Capacity (x1000 Btu/h)	Total Indoor Unit Capacity (Btu/h)	Operational Performance for Indoor Unit Combinations (Unit A + Unit B + Unit C + Unit D)	Cooling Capacity Range (Btu/h)			
				Heating Capacity Range (Btu/h)			
				Unit A	Unit B	Unit C	Unit D
2	39	36,000	15 + 24	13,800	22,200	-	-
		45,000		17,300	27,700	-	-
2	45	36,000	15 + 30	12,000	24,000	-	-
		45,000		14,800	30,200	-	-
2	36	36,000	18 + 18	18,000	18,000	-	-
		45,000		22,500	22,500	-	-
2	42	36,000	18 + 24	15,400	20,600	-	-
		45,000		19,300	25,700	-	-
3	18	18,000	6 + 6 + 6	6,000	6,000	6,000	-
		21,600		7,200	7,200	7,200	-
3	21	21,000	6 + 6 + 9	6,000	6,000	9,000	-
		25,200		7,200	7,200	10,800	-
3	24	24,000	6 + 6 + 12	6,000	6,000	12,000	-
		28,800		7,200	7,200	14,400	-
3	27	27,000	6 + 6 + 15	6,000	6,000	15,000	-
		32,800		7,300	7,300	18,200	-
3	30	30,000	6 + 6 + 18	6,000	6,000	18,000	-
		36,900		7,400	7,400	22,100	-
3	36	36,000	6 + 6 + 24	6,000	6,000	24,000	-
		45,000		7,500	7,500	30,000	-
3	42	36,000	6 + 6 + 30	5,100	5,100	25,700	-
		45,000		6,300	6,300	32,400	-
3	24	24,000	6 + 9 + 9	6,000	9,000	9,000	-
		28,800		7,200	10,800	10,800	-
3	27	27,000	6 + 9 + 12	6,000	9,000	12,000	-
		32,800		7,300	10,900	14,600	-
3	30	30,000	6 + 9 + 15	6,000	9,000	15,000	-
		36,900		7,400	11,100	18,500	-
3	33	33,000	6 + 9 + 18	6,000	9,000	18,000	-
		40,900		7,400	11,200	22,300	-
3	39	36,000	6 + 9 + 24	5,500	8,300	22,200	-
		45,000		6,900	10,400	27,700	-
3	45	36,000	6 + 9 + 30	4,800	7,200	24,000	-
		45,000		5,900	8,900	30,200	-
3	30	30,000	6 + 12 + 12	6,000	12,000	12,000	-
		36,900		7,400	14,800	14,800	-
3	33	33,000	6 + 12 + 15	6,000	12,000	15,000	-
		40,900		7,400	14,900	18,600	-
3	36	36,000	6 + 12 + 18	6,000	12,000	18,000	-
		45,000		7,500	15,000	22,500	-
3	42	36,000	6 + 12 + 24	5,100	10,300	20,600	-
		45,000		6,400	12,900	25,700	-
3	36	36,000	6 + 15 + 15	6,000	15,000	15,000	-
		45,000		7,500	18,800	18,800	-
3	39	36,000	6 + 15 + 18	5,500	13,800	16,600	-
		45,000		6,900	17,300	20,800	-
3	45	36,000	6 + 15 + 24	4,800	12,000	19,200	-
		45,000		6,000	15,000	24,000	-
3	42	36,000	6 + 18 + 18	5,100	15,400	15,400	-
		45,000		6,400	19,300	19,300	-
3	27	27,000	9 + 9 + 9	9,000	9,000	9,000	-
		32,800		10,900	10,900	10,900	-
3	30	30,000	9 + 9 + 12	9,000	9,000	12,000	-
		36,900		11,100	11,100	14,800	-
3	33	33,000	9 + 9 + 15	9,000	9,000	15,000	-
		40,900		11,200	11,200	18,600	-
3	36	36,000	9 + 9 + 18	9,000	9,000	18,000	-
		45,000		11,300	11,300	22,500	-
3	42	36,000	9 + 9 + 24	7,700	7,700	20,600	-
		45,000		9,600	9,600	25,700	-

MULTI-ZONE MATCHES

Specifications are subject to change without notice.



# MXZ-4C36NAHZ2 INDOOR UNIT COMBINATIONS, contd.

**NON-DUCTED:**

# of indoor unit	Total Nominal Capacity (x1000 Btu/h)	Total Indoor Unit Capacity (Btu/h)	Operational Performance for Indoor Unit Combinations (Unit A + Unit B + Unit C + Unit D)	Cooling Capacity Range (Btu/h)			
				Heating Capacity Range (Btu/h)			
				Unit A	Unit B	Unit C	Unit D
3	33	33,000	9 + 12 + 12	9,000	12,000	12,000	-
		40,900		11,200	14,900	14,900	-
3	36	36,000	9 + 12 + 15	9,000	12,000	15,000	-
		45,000		11,300	15,000	18,800	-
3	39	36,000	9 + 12 + 18	8,300	11,100	16,600	-
		45,000		10,400	13,800	20,800	-
3	45	36,000	9 + 12 + 24	7,200	9,600	19,200	-
		45,000		9,000	12,000	24,000	-
3	39	36,000	9 + 15 + 15	8,300	13,800	13,800	-
		45,000		10,400	17,300	17,300	-
3	42	36,000	9 + 15 + 18	7,700	12,900	15,400	-
		45,000		9,600	16,100	19,300	-
3	45	36,000	9 + 18 + 18	7,200	14,400	14,400	-
		45,000		9,000	18,000	18,000	-
3	36	36,000	12 + 12 + 12	12,000	12,000	12,000	-
		45,000		15,000	15,000	15,000	-
3	39	36,000	12 + 12 + 15	11,100	11,100	13,800	-
		45,000		13,800	13,800	17,300	-
3	42	36,000	12 + 12 + 18	10,300	10,300	15,400	-
		45,000		12,900	12,900	19,300	-
3	42	36,000	12 + 15 + 15	10,300	12,900	12,900	-
		45,000		12,900	16,100	16,100	-
3	45	36,000	12 + 15 + 18	9,600	12,000	14,400	-
		45,000		12,000	15,000	18,000	-
3	45	36,000	15 + 15 + 15	12,000	12,000	12,000	-
		45,000		15,000	15,000	15,000	-
4	24	24,000	6 + 6 + 6 + 6	6,000	6,000	6,000	6,000
		28,800		7,200	7,200	7,200	7,200
4	27	27,000	6 + 6 + 6 + 9	6,000	6,000	6,000	9,000
		32,800		7,300	7,300	7,300	10,900
4	30	30,000	6 + 6 + 6 + 12	6,000	6,000	6,000	12,000
		36,900		7,400	7,400	7,400	14,800
4	33	33,000	6 + 6 + 6 + 15	6,000	6,000	6,000	15,000
		40,900		7,400	7,400	7,400	18,600
4	36	36,000	6 + 6 + 6 + 18	6,000	6,000	6,000	18,000
		45,000		7,500	7,500	7,500	22,500
4	42	36,000	6 + 6 + 6 + 24	5,100	5,100	5,100	20,600
		45,000		6,400	6,400	6,400	25,700
4	30	30,000	6 + 6 + 9 + 9	6,000	6,000	9,000	9,000
		36,900		7,400	7,400	11,100	11,100
4	33	33,000	6 + 6 + 9 + 12	6,000	6,000	9,000	12,000
		40,900		7,400	7,400	11,200	14,900
4	36	36,000	6 + 6 + 9 + 15	6,000	6,000	9,000	15,000
		45,000		7,500	7,500	11,300	18,800
4	39	36,000	6 + 6 + 9 + 18	5,500	5,500	8,300	16,600
		45,000		6,900	6,900	10,400	20,800
4	45	36,000	6 + 6 + 9 + 24	4,800	4,800	7,200	19,200
		45,000		6,000	6,000	9,000	24,000
4	36	36,000	6 + 6 + 12 + 12	6,000	6,000	12,000	12,000
		45,000		7,500	7,500	15,000	15,000
4	39	36,000	6 + 6 + 12 + 15	5,500	5,500	11,100	13,800
		45,000		6,900	6,900	13,800	17,300
4	42	36,000	6 + 6 + 12 + 18	5,100	5,100	10,300	15,400
		45,000		6,400	6,400	12,900	19,300
4	42	36,000	6 + 6 + 15 + 15	5,100	5,100	12,900	12,900
		45,000		6,400	6,400	16,100	16,100
4	45	36,000	6 + 6 + 15 + 18	4,800	4,800	12,000	14,400
		45,000		6,000	6,000	15,000	18,000
4	33	33,000	6 + 9 + 9 + 9	6,000	9,000	9,000	9,000
		40,900		7,400	11,200	11,200	11,200

MULTI-ZONE MATCHES

Specifications are subject to change without notice.

# MXZ-4C36NAHZ2 INDOOR UNIT COMBINATIONS, contd.

**NON-DUCTED:**

# of indoor unit	Total Nominal Capacity (x1000 Btu/h)	Total Indoor Unit Capacity (Btu/h)	Operational Performance for Indoor Unit Combinations (Unit A + Unit B + Unit C + Unit D)	Cooling Capacity Range (Btu/h)			
				Heating Capacity Range (Btu/h)			
				Unit A	Unit B	Unit C	Unit D
4	36	36,000	6 + 9 + 9 + 12	6,000	9,000	9,000	12,000
		45,000		7,500	11,300	11,300	15,000
4	39	36,000	6 + 9 + 9 + 15	5,500	8,300	8,300	13,800
		45,000		6,900	10,400	10,400	17,300
4	42	36,000	6 + 9 + 9 + 18	5,100	7,700	7,700	15,400
		45,000		6,400	9,600	9,600	19,300
4	39	36,000	6 + 9 + 12 + 12	5,500	8,300	11,100	11,100
		45,000		6,900	10,400	13,800	13,800
4	42	36,000	6 + 9 + 12 + 15	5,100	7,700	10,300	12,900
		45,000		6,400	9,600	12,900	16,100
4	45	36,000	6 + 9 + 12 + 18	4,800	7,200	9,600	14,400
		45,000		6,000	9,000	12,000	18,000
4	42	36,000	6 + 12 + 12 + 12	5,100	10,300	10,300	10,300
		45,000		6,400	12,900	12,900	12,900
4	45	36,000	6 + 12 + 12 + 15	4,800	9,600	9,600	12,000
		45,000		6,000	12,000	12,000	15,000
4	36	36,000	9 + 9 + 9 + 9	9,000	9,000	9,000	9,000
		45,000		11,300	11,300	11,300	11,300
4	39	36,000	9 + 9 + 9 + 12	8,300	8,300	8,300	11,100
		45,000		10,400	10,400	10,400	13,800
4	42	36,000	9 + 9 + 9 + 15	7,700	7,700	7,700	12,900
		45,000		9,600	9,600	9,600	16,100
4	45	36,000	9 + 9 + 9 + 18	7,200	7,200	7,200	14,400
		45,000		9,000	9,000	9,000	18,000
4	42	36,000	9 + 9 + 12 + 12	7,700	7,700	10,300	10,300
		45,000		9,600	9,600	12,900	12,900
4	45	36,000	9 + 9 + 12 + 15	7,200	7,200	9,600	12,000
		45,000		9,000	9,000	12,000	15,000
4	45	36,000	6 + 9 + 15 + 15	4,800	7,200	12,000	12,000
		45,000		6,000	9,000	15,000	15,000
4	45	36,000	9 + 12 + 12 + 12	7,200	9,600	9,600	9,600
		45,000		9,000	12,000	12,000	12,000

MULTI-ZONE MATCHES

Specifications are subject to change without notice.



# MXZ-5C42NAHZ2 INDOOR UNIT COMBINATIONS

**NON-DUCTED:**

# of indoor unit	Total Nominal Capacity (x1000 Btu/h)	Total Indoor Unit Capacity (Btu/h)	Operational Performance for Indoor Unit Combinations (Unit A + Unit B + Unit C + Unit D + Unit E)	Cooling Capacity Range (Btu/h)				
				Heating Capacity Range (Btu/h)				
				Unit A	Unit B	Unit C	Unit D	Unit E
1	6	6,000	6	6,000	-	-	-	-
		7,200		7,200	-	-	-	-
1	9	9,000	9	9,000	-	-	-	-
		10,800		10,800	-	-	-	-
1	12	12,000	12	12,000	-	-	-	-
		14,400		14,400	-	-	-	-
1	15	15,000	15	15,000	-	-	-	-
		18,000		18,000	-	-	-	-
1	18	18,000	18	18,000	-	-	-	-
		21,600		21,600	-	-	-	-
1	24	24,000	24	24,000	-	-	-	-
		28,800		28,800	-	-	-	-
1	30	30,000	30	30,000	-	-	-	-
		36,900		36,900	-	-	-	-
1	36	36,000	36	36,000	-	-	-	-
		45,000		-	-	-	-	-
2	12	12,000	6 + 6	6,000	6,000	-	-	-
		14,400		7,200	7,200	-	-	-
2	15	15,000	6 + 9	6,000	9,000	-	-	-
		18,000		7,200	10,800	-	-	-
2	18	18,000	6 + 12	6,000	12,000	-	-	-
		21,600		7,200	14,400	-	-	-
2	21	21,000	6 + 15	6,000	15,000	-	-	-
		25,200		7,200	18,000	-	-	-
2	24	24,000	6 + 18	6,000	18,000	-	-	-
		28,800		7,200	21,600	-	-	-
2	30	30,000	6 + 24	6,000	24,000	-	-	-
		36,900		7,400	29,500	-	-	-
2	36	36,000	6 + 30	6,000	30,000	-	-	-
		45,000		7,300	37,700	-	-	-
2	42	42,000	6 + 36	6,000	36,000	-	-	-
		48,000		6,600	41,400	-	-	-
2	18	18,000	9 + 9	9,000	9,000	-	-	-
		21,600		10,800	10,800	-	-	-
2	21	21,000	9 + 12	9,000	12,000	-	-	-
		25,200		10,800	14,400	-	-	-
2	24	24,000	9 + 15	9,000	15,000	-	-	-
		28,800		10,800	18,000	-	-	-
2	27	27,000	9 + 18	9,000	18,000	-	-	-
		32,800		10,900	21,900	-	-	-
2	33	33,000	9 + 24	9,000	24,000	-	-	-
		40,900		11,200	29,700	-	-	-
2	39	39,000	9 + 30	9,000	30,000	-	-	-
		46,500		10,500	36,000	-	-	-
2	45	42,000	9 + 36	8,400	33,600	-	-	-
		48,000		9,300	38,700	-	-	-
2	24	24,000	12 + 12	12,000	12,000	-	-	-
		28,800		14,400	14,400	-	-	-
2	27	27,000	12 + 15	12,000	15,000	-	-	-
		32,800		14,600	18,200	-	-	-
2	30	30,000	12 + 18	12,000	18,000	-	-	-
		36,900		14,800	22,100	-	-	-
2	36	36,000	12 + 24	12,000	24,000	-	-	-
		45,000		15,000	30,000	-	-	-
2	42	42,000	12 + 30	12,000	30,000	-	-	-
		48,000		13,500	34,500	-	-	-
2	48	42,000	12 + 36	10,500	31,500	-	-	-
		48,000		11,600	36,400	-	-	-
2	30	30,000	15 + 15	15,000	15,000	-	-	-
		36,900		18,500	18,500	-	-	-

MULTI-ZONE MATCHES

Specifications are subject to change without notice.

# MXZ-5C42NAHZ2 INDOOR UNIT COMBINATIONS, contd.

NON-DUCTED:

# of indoor unit	Total Nominal Capacity (x1000 Btu/h)	Total Indoor Unit Capacity (Btu/h)	Operational Performance for Indoor Unit Combinations (Unit A + Unit B + Unit C + Unit D + Unit E)	Cooling Capacity Range (Btu/h)				
				Heating Capacity Range (Btu/h)				
				Unit A	Unit B	Unit C	Unit D	Unit E
2	33	33,000	15 + 18	15,000	18,000	-	-	-
		40,900		18,600	22,300	-	-	-
2	39	39,000	15 + 24	15,000	24,000	-	-	-
		46,500		17,900	28,600	-	-	-
2	45	42,000	15 + 30	14,000	28,000	-	-	-
		48,000		15,700	32,300	-	-	-
2	51	42,000	15 + 36	12,400	29,600	-	-	-
		48,000		13,700	34,300	-	-	-
2	36	36,000	18 + 18	18,000	18,000	-	-	-
		45,000		22,500	22,500	-	-	-
2	42	42,000	18 + 24	18,000	24,000	-	-	-
		48,000		20,600	27,400	-	-	-
2	48	42,000	18 + 30	15,800	26,300	-	-	-
		48,000		17,700	30,300	-	-	-
2	54	42,000	18 + 36	14,000	28,000	-	-	-
		48,000		15,600	32,400	-	-	-
2	48	42,000	24 + 24	21,000	21,000	-	-	-
		48,000		24,000	24,000	-	-	-
2	54	42,000	24 + 30	18,700	23,300	-	-	-
		48,000		21,000	27,000	-	-	-
3	18	18,000	6 + 6 + 6	6,000	6,000	6,000	-	-
		21,600		7,200	7,200	7,200	-	-
3	21	21,000	6 + 6 + 9	6,000	6,000	9,000	-	-
		25,200		7,200	7,200	10,800	-	-
3	24	24,000	6 + 6 + 12	6,000	6,000	12,000	-	-
		28,800		7,200	7,200	14,400	-	-
3	27	27,000	6 + 6 + 15	6,000	6,000	15,000	-	-
		32,800		7,300	7,300	18,200	-	-
3	30	30,000	6 + 6 + 18	6,000	6,000	18,000	-	-
		36,900		7,400	7,400	22,100	-	-
3	36	36,000	6 + 6 + 24	6,000	6,000	24,000	-	-
		45,000		7,500	7,500	30,000	-	-
3	42	42,000	6 + 6 + 30	6,000	6,000	30,000	-	-
		48,000		6,700	6,700	34,500	-	-
3	48	42,000	6 + 6 + 36	5,300	5,300	31,500	-	-
		48,000		5,800	5,800	36,400	-	-
3	24	24,000	6 + 9 + 9	6,000	9,000	9,000	-	-
		28,800		7,200	10,800	10,800	-	-
3	27	27,000	6 + 9 + 12	6,000	9,000	12,000	-	-
		32,800		7,300	10,900	14,600	-	-
3	30	30,000	6 + 9 + 15	6,000	9,000	15,000	-	-
		36,900		7,400	11,100	18,500	-	-
3	33	33,000	6 + 9 + 18	6,000	9,000	18,000	-	-
		40,900		7,400	11,200	22,300	-	-
3	39	39,000	6 + 9 + 24	6,000	9,000	24,000	-	-
		46,500		7,200	10,700	28,600	-	-
3	45	42,000	6 + 9 + 30	5,600	8,400	28,000	-	-
		48,000		6,300	9,400	32,300	-	-
3	51	42,000	6 + 9 + 36	4,900	7,400	29,600	-	-
		48,000		5,500	8,200	34,300	-	-
3	30	30,000	6 + 12 + 12	6,000	12,000	12,000	-	-
		36,900		7,400	14,800	14,800	-	-
3	33	33,000	6 + 12 + 15	6,000	12,000	15,000	-	-
		40,900		7,400	14,900	18,600	-	-
3	36	36,000	6 + 12 + 18	6,000	12,000	18,000	-	-
		45,000		7,500	15,000	22,500	-	-
3	42	42,000	6 + 12 + 24	6,000	12,000	24,000	-	-
		48,000		6,900	13,700	27,400	-	-
3	48	42,000	6 + 12 + 30	5,300	10,500	26,300	-	-
		48,000		5,900	11,800	30,300	-	-

MULTI-ZONE MATCHES

Specifications are subject to change without notice.



# MXZ-5C42NAHZ2 INDOOR UNIT COMBINATIONS, contd.

NON-DUCTED:

# of indoor unit	Total Nominal Capacity (x1000 Btu/h)	Total Indoor Unit Capacity (Btu/h)	Operational Performance for Indoor Unit Combinations (Unit A + Unit B + Unit C + Unit D + Unit E)	Cooling Capacity Range (Btu/h)				
				Heating Capacity Range (Btu/h)				
				Unit A	Unit B	Unit C	Unit D	Unit E
3	54	42,000	6 + 12 + 36	4,700	9,300	28,000	-	-
		48,000		5,200	10,400	32,400	-	-
3	36	36,000	6 + 15 + 15	6,000	15,000	15,000	-	-
		45,000		7,500	18,800	18,800	-	-
3	39	39,000	6 + 15 + 18	6,000	15,000	18,000	-	-
		46,500		7,200	17,900	21,500	-	-
3	45	42,000	6 + 15 + 24	5,600	14,000	22,400	-	-
		48,000		6,400	16,000	25,600	-	-
3	51	42,000	6 + 15 + 30	4,900	12,400	24,700	-	-
		48,000		5,600	13,900	28,500	-	-
3	42	42,000	6 + 18 + 18	6,000	18,000	18,000	-	-
		48,000		6,900	20,600	20,600	-	-
3	48	42,000	6 + 18 + 24	5,300	15,800	21,000	-	-
		48,000		6,000	18,000	24,000	-	-
3	54	42,000	6 + 18 + 30	4,700	14,000	23,300	-	-
		48,000		5,300	15,800	27,000	-	-
3	54	42,000	6 + 24 + 24	4,700	18,700	18,700	-	-
		48,000		5,300	21,300	21,300	-	-
3	27	27,000	9 + 9 + 9	9,000	9,000	9,000	-	-
		32,800		10,900	10,900	10,900	-	-
3	30	30,000	9 + 9 + 12	9,000	9,000	12,000	-	-
		36,900		11,100	11,100	14,800	-	-
3	33	33,000	9 + 9 + 15	9,000	9,000	15,000	-	-
		40,900		11,200	11,200	18,600	-	-
3	36	36,000	9 + 9 + 18	9,000	9,000	18,000	-	-
		45,000		11,300	11,300	22,500	-	-
3	42	42,000	9 + 9 + 24	9,000	9,000	24,000	-	-
		48,000		10,300	10,300	27,400	-	-
3	48	42,000	9 + 9 + 30	7,900	7,900	26,300	-	-
		48,000		8,900	8,900	30,300	-	-
3	54	42,000	9 + 9 + 36	7,000	7,000	28,000	-	-
		48,000		7,800	7,800	32,400	-	-
3	33	33,000	9 + 12 + 12	9,000	12,000	12,000	-	-
		40,900		11,200	14,900	14,900	-	-
3	36	36,000	9 + 12 + 15	9,000	12,000	15,000	-	-
		45,000		11,300	15,000	18,800	-	-
3	39	39,000	9 + 12 + 18	9,000	12,000	18,000	-	-
		46,500		10,700	14,300	21,500	-	-
3	45	42,000	9 + 12 + 24	8,400	11,200	22,400	-	-
		48,000		9,600	12,800	25,600	-	-
3	51	42,000	9 + 12 + 30	7,400	9,900	24,700	-	-
		48,000		8,300	11,100	28,500	-	-
3	39	39,000	9 + 15 + 15	9,000	15,000	15,000	-	-
		46,500		10,700	17,900	17,900	-	-
3	42	42,000	9 + 15 + 18	9,000	15,000	18,000	-	-
		48,000		10,300	17,100	20,600	-	-
3	48	42,000	9 + 15 + 24	7,900	13,100	21,000	-	-
		48,000		9,000	15,000	24,000	-	-
3	54	42,000	9 + 15 + 30	7,000	11,700	23,300	-	-
		48,000		7,900	13,200	27,000	-	-
3	45	42,000	9 + 18 + 18	8,400	16,800	16,800	-	-
		48,000		9,600	19,200	19,200	-	-
3	51	42,000	9 + 18 + 24	7,400	14,800	19,800	-	-
		48,000		8,500	16,900	22,600	-	-
3	36	36,000	12 + 12 + 12	12,000	12,000	12,000	-	-
		45,000		15,000	15,000	15,000	-	-
3	39	39,000	12 + 12 + 15	12,000	12,000	15,000	-	-
		46,500		14,300	14,300	17,900	-	-
3	42	42,000	12 + 12 + 18	12,000	12,000	18,000	-	-
		48,000		13,700	13,700	20,600	-	-

MULTI-ZONE MATCHES

Specifications are subject to change without notice.

# MXZ-5C42NAHZ2 INDOOR UNIT COMBINATIONS, contd.

**NON-DUCTED:**

# of indoor unit	Total Nominal Capacity (x1000 Btu/h)	Total Indoor Unit Capacity (Btu/h)	Operational Performance for Indoor Unit Combinations (Unit A + Unit B + Unit C + Unit D + Unit E)	Cooling Capacity Range (Btu/h)				
				Heating Capacity Range (Btu/h)				
				Unit A	Unit B	Unit C	Unit D	Unit E
3	48	42,000	12 + 12 + 24	10,500	10,500	21,000	-	-
		48,000		12,000	12,000	24,000	-	-
3	54	42,000	12 + 12 + 30	9,300	9,300	23,300	-	-
		48,000		10,500	10,500	27,000	-	-
3	42	42,000	12 + 15 + 15	12,000	15,000	15,000	-	-
		48,000		13,700	17,100	17,100	-	-
3	45	42,000	12 + 15 + 18	11,200	14,000	16,800	-	-
		48,000		12,800	16,000	19,200	-	-
3	51	42,000	12 + 15 + 24	9,900	12,400	19,800	-	-
		48,000		11,300	14,100	22,600	-	-
3	48	42,000	12 + 18 + 18	10,500	15,800	15,800	-	-
		48,000		12,000	18,000	18,000	-	-
3	54	42,000	12 + 18 + 24	9,300	14,000	18,700	-	-
		48,000		10,700	16,000	21,300	-	-
3	45	42,000	15 + 15 + 15	14,000	14,000	14,000	-	-
		48,000		16,000	16,000	16,000	-	-
3	48	42,000	15 + 15 + 18	13,100	13,100	15,800	-	-
		48,000		15,000	15,000	18,000	-	-
3	54	42,000	15 + 15 + 24	11,700	11,700	18,700	-	-
		48,000		13,300	13,300	21,300	-	-
3	51	42,000	15 + 18 + 18	12,400	14,800	14,800	-	-
		48,000		14,100	16,900	16,900	-	-
3	54	42,000	18 + 18 + 18	14,000	14,000	14,000	-	-
		48,000		16,000	16,000	16,000	-	-
4	24	24,000	6 + 6 + 6 + 6	6,000	6,000	6,000	6,000	-
		28,800		7,200	7,200	7,200	7,200	-
4	27	27,000	6 + 6 + 6 + 9	6,000	6,000	6,000	9,000	-
		32,800		7,300	7,300	7,300	10,900	-
4	30	30,000	6 + 6 + 6 + 12	6,000	6,000	6,000	12,000	-
		36,900		7,400	7,400	7,400	14,800	-
4	33	33,000	6 + 6 + 6 + 15	6,000	6,000	6,000	15,000	-
		40,900		7,400	7,400	7,400	18,600	-
4	36	36,000	6 + 6 + 6 + 18	6,000	6,000	6,000	18,000	-
		45,000		7,500	7,500	7,500	22,500	-
4	42	42,000	6 + 6 + 6 + 24	6,000	6,000	6,000	24,000	-
		48,000		6,900	6,900	6,900	27,400	-
4	48	42,000	6 + 6 + 6 + 30	5,300	5,300	5,300	26,300	-
		48,000		5,900	5,900	5,900	30,300	-
4	54	42,000	6 + 6 + 6 + 36	4,700	4,700	4,700	28,000	-
		48,000		5,200	5,200	5,200	32,400	-
4	30	30,000	6 + 6 + 9 + 9	6,000	6,000	9,000	9,000	-
		36,900		7,400	7,400	11,100	11,100	-
4	33	33,000	6 + 6 + 9 + 12	6,000	6,000	9,000	12,000	-
		40,900		7,400	7,400	11,200	14,900	-
4	36	36,000	6 + 6 + 9 + 15	6,000	6,000	9,000	15,000	-
		45,000		7,500	7,500	11,300	18,800	-
4	39	39,000	6 + 6 + 9 + 18	6,000	6,000	9,000	18,000	-
		46,500		7,200	7,200	10,700	21,500	-
4	45	42,000	6 + 6 + 9 + 24	5,600	5,600	8,400	22,400	-
		48,000		6,400	6,400	9,600	25,600	-
4	51	42,000	6 + 6 + 9 + 30	4,900	4,900	7,400	24,700	-
		48,000		5,600	5,600	8,300	28,500	-
4	36	36,000	6 + 6 + 12 + 12	6,000	6,000	12,000	12,000	-
		45,000		7,500	7,500	15,000	15,000	-
4	39	39,000	6 + 6 + 12 + 15	6,000	6,000	12,000	15,000	-
		46,500		7,200	7,200	14,300	17,900	-
4	42	42,000	6 + 6 + 12 + 18	6,000	6,000	12,000	18,000	-
		48,000		6,900	6,900	13,700	20,600	-
4	48	42,000	6 + 6 + 12 + 24	5,300	5,300	10,500	21,000	-
		48,000		6,000	6,000	12,000	24,000	-
4	54	42,000	6 + 6 + 12 + 30	4,700	4,700	9,300	23,300	-
		48,000		5,300	5,300	10,500	27,000	-

MULTI-ZONE MATCHES

Specifications are subject to change without notice.



# MXZ-5C42NAHZ2 INDOOR UNIT COMBINATIONS, contd.

**NON-DUCTED:**

# of indoor unit	Total Nominal Capacity (x1000 Btu/h)	Total Indoor Unit Capacity (Btu/h)	Operational Performance for Indoor Unit Combinations (Unit A + Unit B + Unit C + Unit D + Unit E)	Cooling Capacity Range (Btu/h)				
				Heating Capacity Range (Btu/h)				
				Unit A	Unit B	Unit C	Unit D	Unit E
4	42	42,000	6 + 6 + 15 + 15	6,000	6,000	15,000	15,000	-
		48,000		6,900	6,900	17,100	17,100	-
4	45	42,000	6 + 6 + 15 + 18	5,600	5,600	14,000	16,800	-
		48,000		6,400	6,400	16,000	19,200	-
4	51	42,000	6 + 6 + 15 + 24	4,900	4,900	12,400	19,800	-
		48,000		5,600	5,600	14,100	22,600	-
4	48	42,000	6 + 6 + 18 + 18	5,300	5,300	15,800	15,800	-
		48,000		6,000	6,000	18,000	18,000	-
4	54	42,000	6 + 6 + 18 + 24	4,700	4,700	14,000	18,700	-
		48,000		5,300	5,300	16,000	21,300	-
4	33	33,000	6 + 9 + 9 + 9	6,000	9,000	9,000	9,000	-
		40,900		7,400	11,200	11,200	11,200	-
4	36	36,000	6 + 9 + 9 + 12	6,000	9,000	9,000	12,000	-
		45,000		7,500	11,300	11,300	15,000	-
4	39	39,000	6 + 9 + 9 + 15	6,000	9,000	9,000	15,000	-
		46,500		7,200	10,700	10,700	17,900	-
4	42	42,000	6 + 9 + 9 + 18	6,000	9,000	9,000	18,000	-
		48,000		6,900	10,300	10,300	20,600	-
4	48	42,000	6 + 9 + 9 + 24	5,300	7,900	7,900	21,000	-
		48,000		6,000	9,000	9,000	24,000	-
4	54	42,000	6 + 9 + 9 + 30	4,700	7,000	7,000	23,300	-
		48,000		5,300	7,900	7,900	27,000	-
4	39	39,000	6 + 9 + 12 + 12	6,000	9,000	12,000	12,000	-
		46,500		7,200	10,700	14,300	14,300	-
4	42	42,000	6 + 9 + 12 + 15	6,000	9,000	12,000	15,000	-
		48,000		6,900	10,300	13,700	17,100	-
4	45	42,000	6 + 9 + 12 + 18	5,600	8,400	11,200	16,800	-
		48,000		6,400	9,600	12,800	19,200	-
4	51	42,000	6 + 9 + 12 + 24	4,900	7,400	9,900	19,800	-
		48,000		5,600	8,500	11,300	22,600	-
4	45	42,000	6 + 9 + 15 + 15	5,600	8,400	14,000	14,000	-
		48,000		6,400	9,600	16,000	16,000	-
4	48	42,000	6 + 9 + 15 + 18	5,300	7,900	13,100	15,800	-
		48,000		6,000	9,000	15,000	18,000	-
4	54	42,000	6 + 9 + 15 + 24	4,700	7,000	11,700	18,700	-
		48,000		5,300	8,000	13,300	21,300	-
4	51	42,000	6 + 9 + 18 + 18	4,900	7,400	14,800	14,800	-
		48,000		5,600	8,500	16,900	16,900	-
4	42	42,000	6 + 12 + 12 + 12	6,000	12,000	12,000	12,000	-
		48,000		6,900	13,700	13,700	13,700	-
4	45	42,000	6 + 12 + 12 + 15	5,600	11,200	11,200	14,000	-
		48,000		6,400	12,800	12,800	16,000	-
4	48	42,000	6 + 12 + 12 + 18	5,300	10,500	10,500	15,800	-
		48,000		6,000	12,000	12,000	18,000	-
4	54	42,000	6 + 12 + 12 + 24	4,700	9,300	9,300	18,700	-
		48,000		5,300	10,700	10,700	21,300	-
4	51	42,000	6 + 15 + 15 + 15	4,900	12,400	12,400	12,400	-
		48,000		5,600	14,100	14,100	14,100	-
4	54	42,000	6 + 15 + 15 + 18	4,700	11,700	11,700	14,000	-
		48,000		5,300	13,300	13,300	16,000	-
4	36	36,000	9 + 9 + 9 + 9	9,000	9,000	9,000	9,000	-
		45,000		11,300	11,300	11,300	11,300	-
4	39	39,000	9 + 9 + 9 + 12	9,000	9,000	9,000	12,000	-
		46,500		10,700	10,700	10,700	14,300	-
4	42	42,000	9 + 9 + 9 + 15	9,000	9,000	9,000	15,000	-
		48,000		10,300	10,300	10,300	17,100	-
4	45	42,000	9 + 9 + 9 + 18	8,400	8,400	8,400	16,800	-
		48,000		9,600	9,600	9,600	19,200	-
4	51	42,000	9 + 9 + 9 + 24	7,400	7,400	7,400	19,800	-
		48,000		8,500	8,500	8,500	22,600	-
4	42	42,000	9 + 9 + 12 + 12	9,000	9,000	12,000	12,000	-
		48,000		10,300	10,300	13,700	13,700	-

MULTI-ZONE MATCHES

Specifications are subject to change without notice.

# MXZ-5C42NAHZ2 INDOOR UNIT COMBINATIONS, contd.

**NON-DUCTED:**

# of indoor unit	Total Nominal Capacity (x1000 Btu/h)	Total Indoor Unit Capacity (Btu/h)	Operational Performance for Indoor Unit Combinations (Unit A + Unit B + Unit C + Unit D + Unit E)	Cooling Capacity Range (Btu/h)				
				Heating Capacity Range (Btu/h)				
				Unit A	Unit B	Unit C	Unit D	Unit E
4	45	42,000	9 + 9 + 12 + 15	8,400	8,400	11,200	14,000	-
		48,000		9,600	9,600	12,800	16,000	-
4	48	42,000	9 + 9 + 12 + 18	7,900	7,900	10,500	15,800	-
		48,000		9,000	9,000	12,000	18,000	-
4	54	42,000	9 + 9 + 12 + 24	7,000	7,000	9,300	18,700	-
		48,000		8,000	8,000	10,700	21,300	-
4	45	42,000	9 + 12 + 12 + 12	8,400	11,200	11,200	11,200	-
		48,000		9,600	12,800	12,800	12,800	-
4	48	42,000	9 + 12 + 12 + 15	7,900	10,500	10,500	13,100	-
		48,000		9,000	12,000	12,000	15,000	-
4	51	42,000	9 + 12 + 12 + 18	7,400	9,900	9,900	14,800	-
		48,000		8,500	11,300	11,300	16,900	-
4	48	42,000	12 + 12 + 12 + 12	10,500	10,500	10,500	10,500	-
		48,000		12,000	12,000	12,000	12,000	-
4	51	42,000	12 + 12 + 12 + 15	9,900	9,900	9,900	12,400	-
		48,000		11,300	11,300	11,300	14,100	-
4	54	42,000	12 + 12 + 15 + 15	9,300	9,300	11,700	11,700	-
		48,000		10,700	10,700	13,300	13,300	-
5	30	30,000	6 + 6 + 6 + 6 + 6	6,000	6,000	6,000	6,000	6,000
		36,900		7,400	7,400	7,400	7,400	7,400
5	33	33,000	6 + 6 + 6 + 6 + 9	6,000	6,000	6,000	6,000	9,000
		40,900		7,400	7,400	7,400	7,400	11,200
5	36	36,000	6 + 6 + 6 + 6 + 12	6,000	6,000	6,000	6,000	12,000
		45,000		7,500	7,500	7,500	7,500	15,000
5	39	39,000	6 + 6 + 6 + 6 + 15	6,000	6,000	6,000	6,000	15,000
		46,500		7,200	7,200	7,200	7,200	17,900
5	42	42,000	6 + 6 + 6 + 6 + 18	6,000	6,000	6,000	6,000	18,000
		48,000		6,900	6,900	6,900	6,900	20,600
5	48	42,000	6 + 6 + 6 + 6 + 24	5,300	5,300	5,300	5,300	21,000
		48,000		6,000	6,000	6,000	6,000	24,000
5	54	42,000	6 + 6 + 6 + 6 + 30	4,700	4,700	4,700	4,700	23,300
		48,000		5,300	5,300	5,300	5,300	27,000
5	36	36,000	6 + 6 + 6 + 9 + 9	6,000	6,000	6,000	9,000	9,000
		45,000		7,500	7,500	7,500	11,300	11,300
5	39	39,000	6 + 6 + 6 + 9 + 12	6,000	6,000	6,000	9,000	12,000
		46,500		7,200	7,200	7,200	10,700	14,300
5	42	42,000	6 + 6 + 6 + 9 + 15	6,000	6,000	6,000	9,000	15,000
		48,000		6,900	6,900	6,900	10,300	17,100
5	45	42,000	6 + 6 + 6 + 9 + 18	5,600	5,600	5,600	8,400	16,800
		48,000		6,400	6,400	6,400	9,600	19,200
5	51	42,000	6 + 6 + 6 + 9 + 24	4,900	4,900	4,900	7,400	19,800
		48,000		5,600	5,600	5,600	8,500	22,600
5	42	42,000	6 + 6 + 6 + 12 + 12	6,000	6,000	6,000	12,000	12,000
		48,000		6,900	6,900	6,900	13,700	13,700
5	45	42,000	6 + 6 + 6 + 12 + 15	5,600	5,600	5,600	11,200	14,000
		48,000		6,400	6,400	6,400	12,800	16,000
5	48	42,000	6 + 6 + 6 + 12 + 18	5,300	5,300	5,300	10,500	15,800
		48,000		6,000	6,000	6,000	12,000	18,000
5	54	42,000	6 + 6 + 6 + 12 + 24	4,700	4,700	4,700	9,300	18,700
		48,000		5,300	5,300	5,300	10,700	21,300
5	48	42,000	6 + 6 + 6 + 15 + 15	5,300	5,300	5,300	13,100	13,100
		48,000		6,000	6,000	6,000	15,000	15,000
5	51	42,000	6 + 6 + 6 + 15 + 18	4,900	4,900	4,900	12,400	14,800
		48,000		5,600	5,600	5,600	14,100	16,900
5	54	42,000	6 + 6 + 6 + 18 + 18	4,700	4,700	4,700	14,000	14,000
		48,000		5,300	5,300	5,300	16,000	16,000
5	39	39,000	6 + 6 + 9 + 9 + 9	6,000	6,000	9,000	9,000	9,000
		46,500		7,200	7,200	10,700	10,700	10,700
5	42	42,000	6 + 6 + 9 + 9 + 12	6,000	6,000	9,000	9,000	12,000
		48,000		6,900	6,900	10,300	10,300	13,700
5	45	42,000	6 + 6 + 9 + 9 + 15	5,600	5,600	8,400	8,400	14,000
		48,000		6,400	6,400	9,600	9,600	16,000

MULTI-ZONE MATCHES

Specifications are subject to change without notice.



# MXZ-5C42NAHZ2 INDOOR UNIT COMBINATIONS, contd.

**NON-DUCTED:**

# of indoor unit	Total Nominal Capacity (x1000 Btu/h)	Total Indoor Unit Capacity (Btu/h)	Operational Performance for Indoor Unit Combinations (Unit A + Unit B + Unit C + Unit D + Unit E)	Cooling Capacity Range (Btu/h)				
				Heating Capacity Range (Btu/h)				
				Unit A	Unit B	Unit C	Unit D	Unit E
5	48	42,000	6 + 6 + 9 + 9 + 18	5,300	5,300	7,900	7,900	15,800
		48,000		6,000	6,000	9,000	9,000	18,000
5	54	42,000	6 + 6 + 9 + 9 + 24	4,700	4,700	7,000	7,000	18,700
		48,000		5,300	5,300	8,000	8,000	21,300
5	45	42,000	6 + 6 + 9 + 12 + 12	5,600	5,600	8,400	11,200	11,200
		48,000		6,400	6,400	9,600	12,800	12,800
5	48	42,000	6 + 6 + 9 + 12 + 15	5,300	5,300	7,900	10,500	13,100
		48,000		6,000	6,000	9,000	12,000	15,000
5	51	42,000	6 + 6 + 9 + 12 + 18	4,900	4,900	7,400	9,900	14,800
		48,000		5,600	5,600	8,500	11,300	16,900
5	51	42,000	6 + 6 + 9 + 15 + 15	4,900	4,900	7,400	12,400	12,400
		48,000		5,600	5,600	8,500	14,100	14,100
5	54	42,000	6 + 6 + 9 + 15 + 18	4,700	4,700	7,000	11,700	14,000
		48,000		5,300	5,300	8,000	13,300	16,000
5	48	42,000	6 + 6 + 12 + 12 + 12	5,300	5,300	10,500	10,500	10,500
		48,000		6,000	6,000	12,000	12,000	12,000
5	51	42,000	6 + 6 + 12 + 12 + 15	4,900	4,900	9,900	9,900	12,400
		48,000		5,600	5,600	11,300	11,300	14,100
5	54	42,000	6 + 6 + 12 + 12 + 18	4,700	4,700	9,300	9,300	14,000
		48,000		5,300	5,300	10,700	10,700	16,000
5	54	42,000	6 + 6 + 12 + 15 + 15	4,700	4,700	9,300	11,700	11,700
		48,000		5,300	5,300	10,700	13,300	13,300
5	42	42,000	6 + 9 + 9 + 9 + 9	6,000	9,000	9,000	9,000	9,000
		48,000		6,900	10,300	10,300	10,300	10,300
5	45	42,000	6 + 9 + 9 + 9 + 12	5,600	8,400	8,400	8,400	11,200
		48,000		6,400	9,600	9,600	9,600	12,800
5	48	42,000	6 + 9 + 9 + 9 + 15	5,300	7,900	7,900	7,900	13,100
		48,000		6,000	9,000	9,000	9,000	15,000
5	51	42,000	6 + 9 + 9 + 9 + 18	4,900	7,400	7,400	7,400	14,800
		48,000		5,600	8,500	8,500	8,500	16,900
5	48	42,000	6 + 9 + 9 + 12 + 12	5,300	7,900	7,900	10,500	10,500
		48,000		6,000	9,000	9,000	12,000	12,000
5	51	42,000	6 + 9 + 9 + 12 + 15	4,900	7,400	7,400	9,900	12,400
		48,000		5,600	8,500	8,500	11,300	14,100
5	54	42,000	6 + 9 + 9 + 12 + 18	4,700	7,000	7,000	9,300	14,000
		48,000		5,300	8,000	8,000	10,700	16,000
5	54	42,000	6 + 9 + 9 + 15 + 15	4,700	7,000	7,000	11,700	11,700
		48,000		5,300	8,000	8,000	13,300	13,300
5	51	42,000	6 + 9 + 12 + 12 + 12	4,900	7,400	9,900	9,900	9,900
		48,000		5,600	8,500	11,300	11,300	11,300
5	54	42,000	6 + 9 + 12 + 12 + 15	4,700	7,000	9,300	9,300	11,700
		48,000		5,300	8,000	10,700	10,700	13,300
5	54	42,000	6 + 12 + 12 + 12 + 12	4,700	9,300	9,300	9,300	9,300
		48,000		5,300	10,700	10,700	10,700	10,700
5	45	42,000	9 + 9 + 9 + 9 + 9	8,400	8,400	8,400	8,400	8,400
		48,000		9,600	9,600	9,600	9,600	9,600
5	48	42,000	9 + 9 + 9 + 9 + 12	7,900	7,900	7,900	7,900	10,500
		48,000		9,000	9,000	9,000	9,000	12,000
5	51	42,000	9 + 9 + 9 + 9 + 15	7,400	7,400	7,400	7,400	12,400
		48,000		8,500	8,500	8,500	8,500	14,100
5	54	42,000	9 + 9 + 9 + 9 + 18	7,000	7,000	7,000	7,000	14,000
		48,000		8,000	8,000	8,000	8,000	16,000
5	51	42,000	9 + 9 + 9 + 12 + 12	7,400	7,400	7,400	9,900	9,900
		48,000		8,500	8,500	8,500	11,300	11,300
5	54	42,000	9 + 9 + 9 + 12 + 15	7,000	7,000	7,000	9,300	11,700
		48,000		8,000	8,000	8,000	10,700	13,300
5	54	42,000	9 + 9 + 12 + 12 + 12	7,000	7,000	9,300	9,300	9,300
		48,000		8,000	8,000	10,700	10,700	10,700

MULTI-ZONE MATCHES

Specifications are subject to change without notice.

# MXZ-8C48NAHZ2 INDOOR UNIT COMBINATIONS

**NON-DUCTED:**

# of Indoor Unit	Total Nominal Capacity (x1000 Btu/h)	Total Indoor Unit Capacity (Btu/h)	Operational Performance for Indoor Unit Combinations (Unit A + Unit B + Unit C + Unit D + Unit E + Unit F + Unit G + Unit H)	Cooling Capacity Range (Btu/h)							
				Heating Capacity Range (Btu/h)							
				Unit A	Unit B	Unit C	Unit D	Unit E	Unit F	Unit G	Unit H
1	6	6,000	6	6,000	-	-	-	-	-	-	-
		7,200		7,200	-	-	-	-	-	-	
1	9	9,000	9	9,000	-	-	-	-	-	-	-
		10,800		10,800	-	-	-	-	-	-	
1	12	12,000	12	12,000	-	-	-	-	-	-	-
		14,400		14,400	-	-	-	-	-	-	
1	15	15,000	15	15,000	-	-	-	-	-	-	-
		18,000		18,000	-	-	-	-	-	-	
1	18	18,000	18	18,000	-	-	-	-	-	-	-
		21,600		21,600	-	-	-	-	-	-	
1	24	24,000	24	24,000	-	-	-	-	-	-	-
		28,800		28,800	-	-	-	-	-	-	
1	30	30,000	30	30,000	-	-	-	-	-	-	-
		36,900		36,900	-	-	-	-	-	-	
1	36	36,000	36	36,000	-	-	-	-	-	-	-
		45,000		45,000	-	-	-	-	-	-	
2	12	12,000	6 + 6	6,000	6,000	-	-	-	-	-	-
		14,400		7,200	7,200	-	-	-	-	-	
2	15	15,000	6 + 9	6,000	9,000	-	-	-	-	-	-
		18,000		7,200	10,800	-	-	-	-	-	
2	18	18,000	6 + 12	6,000	12,000	-	-	-	-	-	-
		21,600		7,200	14,400	-	-	-	-	-	
2	21	21,000	6 + 15	6,000	15,000	-	-	-	-	-	-
		25,200		7,200	18,000	-	-	-	-	-	
2	24	24,000	6 + 18	6,000	18,000	-	-	-	-	-	-
		28,800		7,200	21,600	-	-	-	-	-	
2	30	30,000	6 + 24	6,000	24,000	-	-	-	-	-	-
		36,900		7,400	29,500	-	-	-	-	-	
2	36	36,000	6 + 30	6,000	30,000	-	-	-	-	-	-
		45,000		7,300	37,700	-	-	-	-	-	
2	42	42,000	6 + 36	6,000	36,000	-	-	-	-	-	-
		48,000		6,600	41,400	-	-	-	-	-	
2	18	18,000	9 + 9	9,000	9,000	-	-	-	-	-	-
		21,600		10,800	10,800	-	-	-	-	-	
2	21	21,000	9 + 12	9,000	12,000	-	-	-	-	-	-
		25,200		10,800	14,400	-	-	-	-	-	
2	24	24,000	9 + 15	9,000	15,000	-	-	-	-	-	-
		28,800		10,800	18,000	-	-	-	-	-	
2	27	27,000	9 + 18	9,000	18,000	-	-	-	-	-	-
		32,800		10,900	21,900	-	-	-	-	-	
2	33	33,000	9 + 24	9,000	24,000	-	-	-	-	-	-
		40,900		11,200	29,700	-	-	-	-	-	
2	39	39,000	9 + 30	9,000	30,000	-	-	-	-	-	-
		46,500		10,500	36,000	-	-	-	-	-	
2	45	45,000	9 + 36	9,000	36,000	-	-	-	-	-	-
		51,000		9,900	41,100	-	-	-	-	-	
2	24	24,000	12 + 12	12,000	12,000	-	-	-	-	-	-
		28,800		14,400	14,400	-	-	-	-	-	
2	27	27,000	12 + 15	12,000	15,000	-	-	-	-	-	-
		32,800		14,600	18,200	-	-	-	-	-	
2	30	30,000	12 + 18	12,000	18,000	-	-	-	-	-	-
		36,900		14,800	22,100	-	-	-	-	-	
2	36	36,000	12 + 24	12,000	24,000	-	-	-	-	-	-
		45,000		15,000	30,000	-	-	-	-	-	
2	42	42,000	12 + 30	12,000	30,000	-	-	-	-	-	-
		48,000		13,500	34,500	-	-	-	-	-	
2	48	48,000	12 + 36	12,000	36,000	-	-	-	-	-	-
		54,000		13,100	40,900	-	-	-	-	-	
2	30	30,000	15 + 15	15,000	15,000	-	-	-	-	-	-
		36,900		18,500	18,500	-	-	-	-	-	
2	33	33,000	15 + 18	15,000	18,000	-	-	-	-	-	-
		40,900		18,600	22,300	-	-	-	-	-	

MULTI-ZONE MATCHES

Specifications are subject to change without notice.



# MXZ-8C48NAHZ2 INDOOR UNIT COMBINATIONS, contd.

**NON-DUCTED:**

# of Indoor Unit	Total Nominal Capacity (x1000 Btu/h)	Total Indoor Unit Capacity (Btu/h)	Operational Performance for Indoor Unit Combinations (Unit A + Unit B + Unit C + Unit D + Unit E + Unit F + Unit G + Unit H)	Cooling Capacity Range (Btu/h)							
				Heating Capacity Range (Btu/h)							
				Unit A	Unit B	Unit C	Unit D	Unit E	Unit F	Unit G	Unit H
2	39	39,000	15 + 24	15,000	24,000	-	-	-	-	-	-
		46,500		17,900	28,600	-	-	-	-	-	
2	45	45,000	15 + 30	15,000	30,000	-	-	-	-	-	-
		51,000		16,700	34,300	-	-	-	-	-	
2	51	48,000	15 + 36	14,100	33,900	-	-	-	-	-	-
		54,000		15,400	38,600	-	-	-	-	-	
2	36	36,000	18 + 18	18,000	18,000	-	-	-	-	-	-
		45,000		22,500	22,500	-	-	-	-	-	
2	42	42,000	18 + 24	18,000	24,000	-	-	-	-	-	-
		48,000		20,600	27,400	-	-	-	-	-	
2	48	48,000	18 + 30	18,000	30,000	-	-	-	-	-	-
		54,000		19,900	34,100	-	-	-	-	-	
2	54	48,000	18 + 36	16,000	32,000	-	-	-	-	-	-
		54,000		17,500	36,500	-	-	-	-	-	
2	48	48,000	24 + 24	24,000	24,000	-	-	-	-	-	-
		54,000		27,000	27,000	-	-	-	-	-	
2	54	48,000	24 + 30	21,300	26,700	-	-	-	-	-	-
		54,000		23,700	30,300	-	-	-	-	-	
2	60	48,000	24 + 36	19,200	28,800	-	-	-	-	-	-
		54,000		21,100	32,900	-	-	-	-	-	
2	60	48,000	30 + 30	24,000	24,000	-	-	-	-	-	-
		54,000		27,000	27,000	-	-	-	-	-	
3	18	18,000	6 + 6 + 6	6,000	6,000	6,000	-	-	-	-	-
		21,600		7,200	7,200	7,200	-	-	-	-	
3	21	21,000	6 + 6 + 9	6,000	6,000	9,000	-	-	-	-	-
		25,200		7,200	7,200	10,800	-	-	-	-	
3	24	24,000	6 + 6 + 12	6,000	6,000	12,000	-	-	-	-	-
		28,800		7,200	7,200	14,400	-	-	-	-	
3	27	27,000	6 + 6 + 15	6,000	6,000	15,000	-	-	-	-	-
		32,800		7,300	7,300	18,200	-	-	-	-	
3	30	30,000	6 + 6 + 18	6,000	6,000	18,000	-	-	-	-	-
		36,900		7,400	7,400	22,100	-	-	-	-	
3	36	36,000	6 + 6 + 24	6,000	6,000	24,000	-	-	-	-	-
		45,000		7,500	7,500	30,000	-	-	-	-	
3	42	42,000	6 + 6 + 30	6,000	6,000	30,000	-	-	-	-	-
		48,000		6,700	6,700	34,500	-	-	-	-	
3	48	48,000	6 + 6 + 36	6,000	6,000	36,000	-	-	-	-	-
		54,000		6,500	6,500	40,900	-	-	-	-	
3	24	24,000	6 + 9 + 9	6,000	9,000	9,000	-	-	-	-	-
		28,800		7,200	10,800	10,800	-	-	-	-	
3	27	27,000	6 + 9 + 12	6,000	9,000	12,000	-	-	-	-	-
		32,800		7,300	10,900	14,600	-	-	-	-	
3	30	30,000	6 + 9 + 15	6,000	9,000	15,000	-	-	-	-	-
		36,900		7,400	11,100	18,500	-	-	-	-	
3	33	33,000	6 + 9 + 18	6,000	9,000	18,000	-	-	-	-	-
		40,900		7,400	11,200	22,300	-	-	-	-	
3	36	36,000	9 + 9 + 18	9,000	9,000	18,000	-	-	-	-	-
		45,000		11,300	11,300	22,500	-	-	-	-	
3	39	39,000	6 + 9 + 24	6,000	9,000	24,000	-	-	-	-	-
		46,500		7,200	10,700	28,600	-	-	-	-	
3	45	45,000	6 + 9 + 30	6,000	9,000	30,000	-	-	-	-	-
		51,000		6,700	10,000	34,300	-	-	-	-	
3	51	48,000	6 + 9 + 36	5,600	8,500	33,900	-	-	-	-	-
		54,000		6,200	9,300	38,600	-	-	-	-	
3	30	30,000	6 + 12 + 12	6,000	12,000	12,000	-	-	-	-	-
		36,900		7,400	14,800	14,800	-	-	-	-	
3	33	33,000	6 + 12 + 15	6,000	12,000	15,000	-	-	-	-	-
		40,900		7,400	14,900	18,600	-	-	-	-	
3	36	36,000	6 + 12 + 18	6,000	12,000	18,000	-	-	-	-	-
		45,000		7,500	15,000	22,500	-	-	-	-	
3	42	42,000	6 + 12 + 24	6,000	12,000	24,000	-	-	-	-	-
		48,000		6,900	13,700	27,400	-	-	-	-	

MULTI-ZONE MATCHES

Specifications are subject to change without notice.

# MXZ-8C48NAHZ2 INDOOR UNIT COMBINATIONS, contd.

**NON-DUCTED:**

# of Indoor Unit	Total Nominal Capacity (x1000 Btu/h)	Total Indoor Unit Capacity (Btu/h)	Operational Performance for Indoor Unit Combinations (Unit A + Unit B + Unit C + Unit D + Unit E + Unit F + Unit G + Unit H)	Cooling Capacity Range (Btu/h)							
				Heating Capacity Range (Btu/h)							
				Unit A	Unit B	Unit C	Unit D	Unit E	Unit F	Unit G	Unit H
3	48	48,000	6 + 12 + 30	6,000	12,000	30,000	-	-	-	-	-
		54,000		6,600	13,300	34,100	-	-	-	-	-
3	54	48,000	6 + 12 + 36	5,300	10,700	32,000	-	-	-	-	-
		54,000		5,800	11,700	36,500	-	-	-	-	-
3	36	36,000	6 + 15 + 15	6,000	15,000	15,000	-	-	-	-	-
		45,000		7,500	18,800	18,800	-	-	-	-	-
3	39	39,000	6 + 15 + 18	6,000	15,000	18,000	-	-	-	-	-
		46,500		7,200	17,900	21,500	-	-	-	-	-
3	45	45,000	6 + 15 + 24	6,000	15,000	24,000	-	-	-	-	-
		51,000		6,800	17,000	27,200	-	-	-	-	-
3	51	48,000	6 + 15 + 30	5,600	14,100	28,200	-	-	-	-	-
		54,000		6,300	15,700	32,100	-	-	-	-	-
3	57	48,000	6 + 15 + 36	5,100	12,600	30,300	-	-	-	-	-
		54,000		5,500	13,800	34,600	-	-	-	-	-
3	42	42,000	6 + 18 + 18	6,000	18,000	18,000	-	-	-	-	-
		48,000		6,900	20,600	20,600	-	-	-	-	-
3	48	48,000	6 + 18 + 24	6,000	18,000	24,000	-	-	-	-	-
		54,000		6,800	20,300	27,000	-	-	-	-	-
3	54	48,000	6 + 18 + 30	5,300	16,000	26,700	-	-	-	-	-
		54,000		5,900	17,800	30,300	-	-	-	-	-
3	60	48,000	6 + 18 + 36	4,800	14,400	28,800	-	-	-	-	-
		54,000		5,300	15,800	32,900	-	-	-	-	-
3	54	48,000	6 + 24 + 24	5,300	21,300	21,300	-	-	-	-	-
		54,000		6,000	24,000	24,000	-	-	-	-	-
3	60	48,000	6 + 24 + 30	4,800	19,200	24,000	-	-	-	-	-
		54,000		5,300	21,300	27,300	-	-	-	-	-
3	27	27,000	9 + 9 + 9	9,000	9,000	9,000	-	-	-	-	-
		32,800		10,900	10,900	10,900	-	-	-	-	-
3	30	30,000	9 + 9 + 12	9,000	9,000	12,000	-	-	-	-	-
		36,900		11,100	11,100	14,800	-	-	-	-	-
3	33	33,000	9 + 9 + 15	9,000	9,000	15,000	-	-	-	-	-
		40,900		11,200	11,200	18,600	-	-	-	-	-
3	36	36,000	9 + 9 + 18	9,000	9,000	18,000	-	-	-	-	-
		45,000		11,300	11,300	22,500	-	-	-	-	-
3	42	42,000	9 + 9 + 24	9,000	9,000	24,000	-	-	-	-	-
		48,000		10,300	10,300	27,400	-	-	-	-	-
3	48	48,000	9 + 9 + 30	9,000	9,000	30,000	-	-	-	-	-
		54,000		10,000	10,000	34,100	-	-	-	-	-
3	54	48,000	9 + 9 + 36	8,000	8,000	32,000	-	-	-	-	-
		54,000		8,800	8,800	36,500	-	-	-	-	-
3	33	33,000	9 + 12 + 12	9,000	12,000	12,000	-	-	-	-	-
		40,900		11,200	14,900	14,900	-	-	-	-	-
3	36	36,000	9 + 12 + 15	9,000	12,000	15,000	-	-	-	-	-
		45,000		11,300	15,000	18,800	-	-	-	-	-
3	39	39,000	9 + 12 + 18	9,000	12,000	18,000	-	-	-	-	-
		46,500		10,700	14,300	21,500	-	-	-	-	-
3	45	45,000	9 + 12 + 24	9,000	12,000	24,000	-	-	-	-	-
		51,000		10,200	13,600	27,200	-	-	-	-	-
3	51	48,000	9 + 12 + 30	8,500	11,300	28,200	-	-	-	-	-
		54,000		9,400	12,500	32,100	-	-	-	-	-
3	57	48,000	9 + 12 + 36	7,600	10,100	30,300	-	-	-	-	-
		54,000		8,300	11,100	34,600	-	-	-	-	-
3	39	39,000	9 + 15 + 15	9,000	15,000	15,000	-	-	-	-	-
		46,500		10,700	17,900	17,900	-	-	-	-	-
3	42	42,000	9 + 15 + 18	9,000	15,000	18,000	-	-	-	-	-
		48,000		10,300	17,100	20,600	-	-	-	-	-
3	48	48,000	9 + 15 + 24	9,000	15,000	24,000	-	-	-	-	-
		54,000		10,100	16,900	27,000	-	-	-	-	-
3	54	48,000	9 + 15 + 30	8,000	13,300	26,700	-	-	-	-	-
		54,000		8,900	14,800	30,300	-	-	-	-	-
3	60	48,000	9 + 15 + 36	7,200	12,000	28,800	-	-	-	-	-
		54,000		7,900	13,200	32,900	-	-	-	-	-

MULTI-ZONE MATCHES

Specifications are subject to change without notice.



# MXZ-8C48NAHZ2 INDOOR UNIT COMBINATIONS, contd.

**NON-DUCTED:**

# of Indoor Unit	Total Nominal Capacity (x1000 Btu/h)	Total Indoor Unit Capacity (Btu/h)	Operational Performance for Indoor Unit Combinations (Unit A + Unit B + Unit C + Unit D + Unit E + Unit F + Unit G + Unit H)	Cooling Capacity Range (Btu/h)							
				Heating Capacity Range (Btu/h)							
				Unit A	Unit B	Unit C	Unit D	Unit E	Unit F	Unit G	Unit H
3	45	45,000	9 + 18 + 18	9,000	18,000	18,000	-	-	-	-	-
		51,000		10,200	20,400	20,400	-	-	-	-	
3	51	48,000	9 + 18 + 24	8,500	16,900	22,600	-	-	-	-	-
		54,000		9,500	19,100	25,400	-	-	-	-	
3	57	48,000	9 + 18 + 30	7,600	15,200	25,300	-	-	-	-	-
		54,000		8,400	16,800	28,800	-	-	-	-	
3	57	48,000	9 + 24 + 24	7,600	20,200	20,200	-	-	-	-	-
		54,000		8,500	22,700	22,700	-	-	-	-	
3	36	36,000	12 + 12 + 12	12,000	12,000	12,000	-	-	-	-	-
		45,000		15,000	15,000	15,000	-	-	-	-	
3	39	39,000	12 + 12 + 15	12,000	12,000	15,000	-	-	-	-	-
		46,500		14,300	14,300	17,900	-	-	-	-	
3	42	42,000	12 + 12 + 18	12,000	12,000	18,000	-	-	-	-	-
		48,000		13,700	13,700	20,600	-	-	-	-	
3	48	48,000	12 + 12 + 24	12,000	12,000	24,000	-	-	-	-	-
		54,000		13,500	13,500	27,000	-	-	-	-	
3	54	48,000	12 + 12 + 30	10,700	10,700	26,700	-	-	-	-	-
		54,000		11,800	11,800	30,300	-	-	-	-	
3	60	48,000	12 + 12 + 36	9,600	9,600	28,800	-	-	-	-	-
		54,000		10,500	10,500	32,900	-	-	-	-	
3	42	42,000	12 + 15 + 15	12,000	15,000	15,000	-	-	-	-	-
		48,000		13,700	17,100	17,100	-	-	-	-	
3	45	45,000	12 + 15 + 18	12,000	15,000	18,000	-	-	-	-	-
		51,000		13,600	17,000	20,400	-	-	-	-	
3	51	48,000	12 + 15 + 24	11,300	14,100	22,600	-	-	-	-	-
		54,000		12,700	15,900	25,400	-	-	-	-	
3	57	48,000	12 + 15 + 30	10,100	12,600	25,300	-	-	-	-	-
		54,000		11,200	14,000	28,800	-	-	-	-	
3	48	48,000	12 + 18 + 18	12,000	18,000	18,000	-	-	-	-	-
		54,000		13,500	20,300	20,300	-	-	-	-	
3	54	48,000	12 + 18 + 24	10,700	16,000	21,300	-	-	-	-	-
		54,000		12,000	18,000	24,000	-	-	-	-	
3	60	48,000	12 + 18 + 30	9,600	14,400	24,000	-	-	-	-	-
		54,000		10,700	16,000	27,300	-	-	-	-	
3	60	48,000	12 + 24 + 24	9,600	19,200	19,200	-	-	-	-	-
		54,000		10,800	21,600	21,600	-	-	-	-	
3	45	45,000	15 + 15 + 15	15,000	15,000	15,000	-	-	-	-	-
		51,000		17,000	17,000	17,000	-	-	-	-	
3	48	48,000	15 + 15 + 18	15,000	15,000	18,000	-	-	-	-	-
		54,000		16,900	16,900	20,300	-	-	-	-	
3	54	48,000	15 + 15 + 24	13,300	13,300	21,300	-	-	-	-	-
		54,000		15,000	15,000	24,000	-	-	-	-	
3	60	48,000	15 + 15 + 30	12,000	12,000	24,000	-	-	-	-	-
		54,000		13,300	13,300	27,300	-	-	-	-	
3	51	48,000	15 + 18 + 18	14,100	16,900	16,900	-	-	-	-	-
		54,000		15,900	19,100	19,100	-	-	-	-	
3	60	48,000	18 + 18 + 24	14,400	14,400	19,200	-	-	-	-	-
		54,000		16,200	16,200	21,600	-	-	-	-	
4	24	24,000	6 + 6 + 6 + 6	6,000	6,000	6,000	6,000	-	-	-	-
		28,800		7,200	7,200	7,200	7,200	-	-	-	
4	27	27,000	6 + 6 + 6 + 9	6,000	6,000	6,000	9,000	-	-	-	-
		32,800		7,300	7,300	7,300	10,900	-	-	-	
4	30	30,000	6 + 6 + 6 + 12	6,000	6,000	6,000	12,000	-	-	-	-
		36,900		7,400	7,400	7,400	14,800	-	-	-	
4	33	33,000	6 + 6 + 6 + 15	6,000	6,000	6,000	15,000	-	-	-	-
		40,900		7,400	7,400	7,400	18,600	-	-	-	
4	36	36,000	6 + 6 + 6 + 18	6,000	6,000	6,000	18,000	-	-	-	-
		45,000		7,500	7,500	7,500	22,500	-	-	-	
4	42	42,000	6 + 6 + 6 + 24	6,000	6,000	6,000	24,000	-	-	-	-
		48,000		6,900	6,900	6,900	27,400	-	-	-	
4	48	48,000	6 + 6 + 6 + 30	6,000	6,000	6,000	30,000	-	-	-	-
		54,000		6,600	6,600	6,600	34,100	-	-	-	

MULTI-ZONE MATCHES

Specifications are subject to change without notice.

# MXZ-8C48NAHZ2 INDOOR UNIT COMBINATIONS, contd.

**NON-DUCTED:**

# of Indoor Unit	Total Nominal Capacity (x1000 Btu/h)	Total Indoor Unit Capacity (Btu/h)	Operational Performance for Indoor Unit Combinations (Unit A + Unit B + Unit C + Unit D + Unit E + Unit F + Unit G + Unit H)	Cooling Capacity Range (Btu/h)							
				Heating Capacity Range (Btu/h)							
				Unit A	Unit B	Unit C	Unit D	Unit E	Unit F	Unit G	Unit H
4	54	48,000	6 + 6 + 6 + 36	5,300	5,300	5,300	32,000	-	-	-	-
		54,000		5,800	5,800	5,800	36,500	-	-	-	-
4	30	30,000	6 + 6 + 9 + 9	6,000	6,000	9,000	9,000	-	-	-	-
		36,900		7,400	7,400	11,100	11,100	-	-	-	-
4	33	33,000	6 + 6 + 9 + 12	6,000	6,000	9,000	12,000	-	-	-	-
		40,900		7,400	7,400	11,200	14,900	-	-	-	-
4	36	36,000	6 + 6 + 9 + 15	6,000	6,000	9,000	15,000	-	-	-	-
		45,000		7,500	7,500	11,300	18,800	-	-	-	-
4	39	39,000	6 + 6 + 9 + 18	6,000	6,000	9,000	18,000	-	-	-	-
		46,500		7,200	7,200	10,700	21,500	-	-	-	-
4	45	45,000	6 + 6 + 9 + 24	6,000	6,000	9,000	24,000	-	-	-	-
		51,000		6,800	6,800	10,200	27,200	-	-	-	-
4	51	48,000	6 + 6 + 9 + 30	5,600	5,600	8,500	28,200	-	-	-	-
		54,000		6,300	6,300	9,400	32,100	-	-	-	-
4	57	48,000	6 + 6 + 9 + 36	5,100	5,100	7,600	30,300	-	-	-	-
		54,000		5,500	5,500	8,300	34,600	-	-	-	-
4	36	36,000	6 + 6 + 12 + 12	6,000	6,000	12,000	12,000	-	-	-	-
		45,000		7,500	7,500	15,000	15,000	-	-	-	-
4	39	39,000	6 + 6 + 12 + 15	6,000	6,000	12,000	15,000	-	-	-	-
		46,500		7,200	7,200	14,300	17,900	-	-	-	-
4	42	42,000	6 + 6 + 12 + 18	6,000	6,000	12,000	18,000	-	-	-	-
		48,000		6,900	6,900	13,700	20,600	-	-	-	-
4	48	48,000	6 + 6 + 12 + 24	6,000	6,000	12,000	24,000	-	-	-	-
		54,000		6,800	6,800	13,500	27,000	-	-	-	-
4	54	48,000	6 + 6 + 12 + 30	5,300	5,300	10,700	26,700	-	-	-	-
		54,000		5,900	5,900	11,800	30,300	-	-	-	-
4	60	48,000	6 + 6 + 12 + 36	4,800	4,800	9,600	28,800	-	-	-	-
		54,000		5,300	5,300	10,500	32,900	-	-	-	-
4	42	42,000	6 + 6 + 15 + 15	6,000	6,000	15,000	15,000	-	-	-	-
		48,000		6,900	6,900	17,100	17,100	-	-	-	-
4	45	45,000	6 + 6 + 15 + 18	6,000	6,000	15,000	18,000	-	-	-	-
		51,000		6,800	6,800	17,000	20,400	-	-	-	-
4	51	48,000	6 + 6 + 15 + 24	5,600	5,600	14,100	22,600	-	-	-	-
		54,000		6,400	6,400	15,900	25,400	-	-	-	-
4	57	48,000	6 + 6 + 15 + 30	5,100	5,100	12,600	25,300	-	-	-	-
		54,000		5,600	5,600	14,000	28,800	-	-	-	-
4	48	48,000	6 + 6 + 18 + 18	6,000	6,000	18,000	18,000	-	-	-	-
		54,000		6,800	6,800	20,300	20,300	-	-	-	-
4	54	48,000	6 + 6 + 18 + 24	5,300	5,300	16,000	21,300	-	-	-	-
		54,000		6,000	6,000	18,000	24,000	-	-	-	-
4	60	48,000	6 + 6 + 18 + 30	4,800	4,800	14,400	24,000	-	-	-	-
		54,000		5,300	5,300	16,000	27,300	-	-	-	-
4	60	48,000	6 + 6 + 24 + 24	4,800	4,800	19,200	19,200	-	-	-	-
		54,000		5,400	5,400	21,600	21,600	-	-	-	-
4	33	33,000	6 + 9 + 9 + 9	6,000	9,000	9,000	9,000	-	-	-	-
		40,900		7,400	11,200	11,200	11,200	-	-	-	-
4	36	36,000	6 + 9 + 9 + 12	6,000	9,000	9,000	12,000	-	-	-	-
		45,000		7,500	11,300	11,300	15,000	-	-	-	-
4	39	39,000	6 + 9 + 9 + 15	6,000	9,000	9,000	15,000	-	-	-	-
		46,500		7,200	10,700	10,700	17,900	-	-	-	-
4	42	42,000	6 + 9 + 9 + 18	6,000	9,000	9,000	18,000	-	-	-	-
		48,000		6,900	10,300	10,300	20,600	-	-	-	-
4	48	48,000	6 + 9 + 9 + 24	6,000	9,000	9,000	24,000	-	-	-	-
		54,000		6,800	10,100	10,100	27,000	-	-	-	-
4	54	48,000	6 + 9 + 9 + 30	5,300	8,000	8,000	26,700	-	-	-	-
		54,000		5,900	8,900	8,900	30,300	-	-	-	-
4	60	48,000	6 + 9 + 9 + 36	4,800	7,200	7,200	28,800	-	-	-	-
		54,000		5,300	7,900	7,900	32,900	-	-	-	-
4	39	39,000	6 + 9 + 12 + 12	6,000	9,000	12,000	12,000	-	-	-	-
		46,500		7,200	10,700	14,300	14,300	-	-	-	-
4	42	42,000	6 + 9 + 12 + 15	6,000	9,000	12,000	15,000	-	-	-	-
		48,000		6,900	10,300	13,700	17,100	-	-	-	-

MULTI-ZONE MATCHES

Specifications are subject to change without notice.



# MXZ-8C48NAHZ2 INDOOR UNIT COMBINATIONS, contd.

NON-DUCTED:

# of Indoor Unit	Total Nominal Capacity (x1000 Btu/h)	Total Indoor Unit Capacity (Btu/h)	Operational Performance for Indoor Unit Combinations (Unit A + Unit B + Unit C + Unit D + Unit E + Unit F + Unit G + Unit H)	Cooling Capacity Range (Btu/h)							
				Heating Capacity Range (Btu/h)							
				Unit A	Unit B	Unit C	Unit D	Unit E	Unit F	Unit G	Unit H
4	45	45,000	6 + 9 + 12 + 18	6,000	9,000	12,000	18,000	-	-	-	-
		51,000		6,800	10,200	13,600	20,400	-	-	-	-
4	51	48,000	6 + 9 + 12 + 24	5,600	8,500	11,300	22,600	-	-	-	-
		54,000		6,400	9,500	12,700	25,400	-	-	-	-
4	57	48,000	6 + 9 + 12 + 30	5,100	7,600	10,100	25,300	-	-	-	-
		54,000		5,600	8,400	11,200	28,800	-	-	-	-
4	45	45,000	6 + 9 + 15 + 15	6,000	9,000	15,000	15,000	-	-	-	-
		51,000		6,800	10,200	17,000	17,000	-	-	-	-
4	48	48,000	6 + 9 + 15 + 18	6,000	9,000	15,000	18,000	-	-	-	-
		54,000		6,800	10,100	16,900	20,300	-	-	-	-
4	54	48,000	6 + 9 + 15 + 24	5,300	8,000	13,300	21,300	-	-	-	-
		54,000		6,000	9,000	15,000	24,000	-	-	-	-
4	60	48,000	6 + 9 + 15 + 30	4,800	7,200	12,000	24,000	-	-	-	-
		54,000		5,300	8,000	13,300	27,300	-	-	-	-
4	51	48,000	6 + 9 + 18 + 18	5,600	8,500	16,900	16,900	-	-	-	-
		54,000		6,400	9,500	19,100	19,100	-	-	-	-
4	57	48,000	6 + 9 + 18 + 24	5,100	7,600	15,200	20,200	-	-	-	-
		54,000		5,700	8,500	17,100	22,700	-	-	-	-
4	42	42,000	6 + 12 + 12 + 12	6,000	12,000	12,000	12,000	-	-	-	-
		48,000		6,900	13,700	13,700	13,700	-	-	-	-
4	45	45,000	6 + 12 + 12 + 15	6,000	12,000	12,000	15,000	-	-	-	-
		51,000		6,800	13,600	13,600	17,000	-	-	-	-
4	48	48,000	6 + 12 + 12 + 18	6,000	12,000	12,000	18,000	-	-	-	-
		54,000		6,800	13,500	13,500	20,300	-	-	-	-
4	54	48,000	6 + 12 + 12 + 24	5,300	10,700	10,700	21,300	-	-	-	-
		54,000		6,000	12,000	12,000	24,000	-	-	-	-
4	60	48,000	6 + 12 + 12 + 30	4,800	9,600	9,600	24,000	-	-	-	-
		54,000		5,300	10,700	10,700	27,300	-	-	-	-
4	48	48,000	6 + 12 + 15 + 15	6,000	12,000	15,000	15,000	-	-	-	-
		54,000		6,800	13,500	16,900	16,900	-	-	-	-
4	51	48,000	6 + 12 + 15 + 18	5,600	11,300	14,100	16,900	-	-	-	-
		54,000		6,400	12,700	15,900	19,100	-	-	-	-
4	57	48,000	6 + 12 + 15 + 24	5,100	10,100	12,600	20,200	-	-	-	-
		54,000		5,700	11,400	14,200	22,700	-	-	-	-
4	51	48,000	6 + 15 + 15 + 15	5,600	14,100	14,100	14,100	-	-	-	-
		54,000		6,400	15,900	15,900	15,900	-	-	-	-
4	54	48,000	6 + 15 + 15 + 18	5,300	13,300	13,300	16,000	-	-	-	-
		54,000		6,000	15,000	15,000	18,000	-	-	-	-
4	60	48,000	6 + 15 + 15 + 24	4,800	12,000	12,000	19,200	-	-	-	-
		54,000		5,400	13,500	13,500	21,600	-	-	-	-
4	60	48,000	6 + 18 + 18 + 18	4,800	14,400	14,400	14,400	-	-	-	-
		54,000		5,400	16,200	16,200	16,200	-	-	-	-
4	36	36,000	9 + 9 + 9 + 9	9,000	9,000	9,000	9,000	-	-	-	-
		45,000		11,300	11,300	11,300	11,300	-	-	-	-
4	39	39,000	9 + 9 + 9 + 12	9,000	9,000	9,000	12,000	-	-	-	-
		46,500		10,700	10,700	10,700	14,300	-	-	-	-
4	42	42,000	9 + 9 + 9 + 15	9,000	9,000	9,000	15,000	-	-	-	-
		48,000		10,300	10,300	10,300	17,100	-	-	-	-
4	45	45,000	9 + 9 + 9 + 18	9,000	9,000	9,000	18,000	-	-	-	-
		51,000		10,200	10,200	10,200	20,400	-	-	-	-
4	51	48,000	9 + 9 + 9 + 24	8,500	8,500	8,500	22,600	-	-	-	-
		54,000		9,500	9,500	9,500	25,400	-	-	-	-
4	57	48,000	9 + 9 + 9 + 30	7,600	7,600	7,600	25,300	-	-	-	-
		54,000		8,400	8,400	8,400	28,800	-	-	-	-
4	42	42,000	9 + 9 + 12 + 12	9,000	9,000	12,000	12,000	-	-	-	-
		48,000		10,300	10,300	13,700	13,700	-	-	-	-
4	45	45,000	9 + 9 + 12 + 15	9,000	9,000	12,000	15,000	-	-	-	-
		51,000		10,200	10,200	13,600	17,000	-	-	-	-
4	48	48,000	9 + 9 + 12 + 18	9,000	9,000	12,000	18,000	-	-	-	-
		54,000		10,100	10,100	13,500	20,300	-	-	-	-
4	54	48,000	9 + 9 + 12 + 24	8,000	8,000	10,700	21,300	-	-	-	-
		54,000		9,000	9,000	12,000	24,000	-	-	-	-

MULTI-ZONE MATCHES

Specifications are subject to change without notice.

# MXZ-8C48NAHZ2 INDOOR UNIT COMBINATIONS, contd.

**NON-DUCTED:**

# of Indoor Unit	Total Nominal Capacity (x1000 Btu/h)	Total Indoor Unit Capacity (Btu/h)	Operational Performance for Indoor Unit Combinations (Unit A + Unit B + Unit C + Unit D + Unit E + Unit F + Unit G + Unit H)	Cooling Capacity Range (Btu/h)							
				Heating Capacity Range (Btu/h)							
				Unit A	Unit B	Unit C	Unit D	Unit E	Unit F	Unit G	Unit H
4	60	48,000	9 + 9 + 12 + 30	7,200	7,200	9,600	24,000	-	-	-	-
		54,000		8,000	8,000	10,700	27,300	-	-	-	-
4	48	45,000	9 + 9 + 15 + 15	8,400	8,400	14,100	14,100	-	-	-	-
		51,000		9,600	9,600	15,900	15,900	-	-	-	-
4	51	48,000	9 + 9 + 15 + 18	8,500	8,500	14,100	16,900	-	-	-	-
		54,000		9,500	9,500	15,900	19,100	-	-	-	-
4	57	48,000	9 + 9 + 15 + 24	7,600	7,600	12,600	20,200	-	-	-	-
		54,000		8,500	8,500	14,200	22,700	-	-	-	-
4	54	48,000	9 + 9 + 18 + 18	8,000	8,000	16,000	16,000	-	-	-	-
		54,000		9,000	9,000	18,000	18,000	-	-	-	-
4	60	48,000	9 + 9 + 18 + 24	7,200	7,200	14,400	19,200	-	-	-	-
		54,000		8,100	8,100	16,200	21,600	-	-	-	-
4	45	48,000	9 + 12 + 12 + 12	9,600	12,800	12,800	12,800	-	-	-	-
		54,000		10,800	14,400	14,400	14,400	-	-	-	-
4	48	48,000	9 + 12 + 12 + 15	9,000	12,000	12,000	15,000	-	-	-	-
		54,000		10,100	13,500	13,500	16,900	-	-	-	-
4	51	48,000	9 + 12 + 12 + 18	8,500	11,300	11,300	16,900	-	-	-	-
		54,000		9,500	12,700	12,700	19,100	-	-	-	-
4	57	48,000	9 + 12 + 12 + 24	7,600	10,100	10,100	20,200	-	-	-	-
		54,000		8,500	11,400	11,400	22,700	-	-	-	-
4	51	48,000	9 + 12 + 15 + 15	8,500	11,300	14,100	14,100	-	-	-	-
		54,000		9,500	12,700	15,900	15,900	-	-	-	-
4	54	48,000	9 + 12 + 15 + 18	8,000	10,700	13,300	16,000	-	-	-	-
		54,000		9,000	12,000	15,000	18,000	-	-	-	-
4	60	48,000	9 + 12 + 15 + 24	7,200	9,600	12,000	19,200	-	-	-	-
		54,000		8,100	10,800	13,500	21,600	-	-	-	-
4	57	48,000	9 + 12 + 18 + 18	7,600	10,100	15,200	15,200	-	-	-	-
		54,000		8,500	11,400	17,100	17,100	-	-	-	-
4	54	48,000	9 + 15 + 15 + 15	8,000	13,300	13,300	13,300	-	-	-	-
		54,000		9,000	15,000	15,000	15,000	-	-	-	-
4	57	48,000	9 + 15 + 15 + 18	7,600	12,600	12,600	15,200	-	-	-	-
		54,000		8,500	14,200	14,200	17,100	-	-	-	-
4	60	48,000	9 + 15 + 18 + 18	7,200	12,000	14,400	14,400	-	-	-	-
		54,000		8,100	13,500	16,200	16,200	-	-	-	-
4	48	48,000	12 + 12 + 12 + 12	12,000	12,000	12,000	12,000	-	-	-	-
		54,000		13,500	13,500	13,500	13,500	-	-	-	-
4	51	48,000	12 + 12 + 12 + 15	11,300	11,300	11,300	14,100	-	-	-	-
		54,000		12,700	12,700	12,700	15,900	-	-	-	-
4	54	48,000	12 + 12 + 12 + 18	10,700	10,700	10,700	16,000	-	-	-	-
		54,000		12,000	12,000	12,000	18,000	-	-	-	-
4	60	48,000	12 + 12 + 12 + 24	9,600	9,600	9,600	19,200	-	-	-	-
		54,000		10,800	10,800	10,800	21,600	-	-	-	-
4	54	48,000	12 + 12 + 15 + 15	10,700	10,700	13,300	13,300	-	-	-	-
		54,000		12,000	12,000	15,000	15,000	-	-	-	-
4	57	48,000	12 + 12 + 15 + 18	10,100	10,100	12,600	15,200	-	-	-	-
		54,000		11,400	11,400	14,200	17,100	-	-	-	-
4	60	48,000	12 + 12 + 18 + 18	9,600	9,600	14,400	14,400	-	-	-	-
		54,000		10,800	10,800	16,200	16,200	-	-	-	-
4	57	48,000	12 + 15 + 15 + 15	10,100	12,600	12,600	12,600	-	-	-	-
		54,000		11,400	14,200	14,200	14,200	-	-	-	-
4	60	48,000	12 + 15 + 15 + 18	9,600	12,000	12,000	14,400	-	-	-	-
		54,000		10,800	13,500	13,500	16,200	-	-	-	-
4	60	48,000	15 + 15 + 15 + 15	12,000	12,000	12,000	12,000	-	-	-	-
		54,000		13,500	13,500	13,500	13,500	-	-	-	-
5	30	30,000	6 + 6 + 6 + 6 + 6	6,000	6,000	6,000	6,000	6,000	-	-	-
		36,900		7,400	7,400	7,400	7,400	7,400	-	-	-
5	33	33,000	6 + 6 + 6 + 6 + 9	6,000	6,000	6,000	6,000	9,000	-	-	-
		40,900		7,400	7,400	7,400	7,400	11,200	-	-	-
5	36	36,000	6 + 6 + 6 + 6 + 12	6,000	6,000	6,000	6,000	12,000	-	-	-
		45,000		7,500	7,500	7,500	7,500	15,000	-	-	-
5	39	39,000	6 + 6 + 6 + 6 + 15	6,000	6,000	6,000	6,000	15,000	-	-	-
		46,500		7,200	7,200	7,200	7,200	17,900	-	-	-

MULTI-ZONE MATCHES

Specifications are subject to change without notice.



# MXZ-8C48NAHZ2 INDOOR UNIT COMBINATIONS, contd.

**NON-DUCTED:**

# of Indoor Unit	Total Nominal Capacity (x1000 Btu/h)	Total Indoor Unit Capacity (Btu/h)	Operational Performance for Indoor Unit Combinations (Unit A + Unit B + Unit C + Unit D + Unit E + Unit F + Unit G + Unit H)	Cooling Capacity Range (Btu/h)							
				Heating Capacity Range (Btu/h)							
				Unit A	Unit B	Unit C	Unit D	Unit E	Unit F	Unit G	Unit H
5	42	42,000	6 + 6 + 6 + 6 + 18	6,000	6,000	6,000	6,000	18,000	-	-	-
		48,000		6,900	6,900	6,900	6,900	20,600	-	-	-
5	48	48,000	6 + 6 + 6 + 6 + 24	6,000	6,000	6,000	6,000	24,000	-	-	-
		54,000		6,800	6,800	6,800	6,800	27,000	-	-	-
5	54	48,000	6 + 6 + 6 + 6 + 30	5,300	5,300	5,300	5,300	26,700	-	-	-
		54,000		5,900	5,900	5,900	5,900	30,300	-	-	-
5	60	48,000	6 + 6 + 6 + 6 + 36	4,800	4,800	4,800	4,800	28,800	-	-	-
		54,000		5,300	5,300	5,300	5,300	32,900	-	-	-
5	36	36,000	6 + 6 + 6 + 9 + 9	6,000	6,000	6,000	9,000	9,000	-	-	-
		45,000		7,500	7,500	7,500	11,300	11,300	-	-	-
5	39	39,000	6 + 6 + 6 + 9 + 12	6,000	6,000	6,000	9,000	12,000	-	-	-
		46,500		7,200	7,200	7,200	10,700	14,300	-	-	-
5	42	42,000	6 + 6 + 6 + 9 + 15	6,000	6,000	6,000	9,000	15,000	-	-	-
		48,000		6,900	6,900	6,900	10,300	17,100	-	-	-
5	45	45,000	6 + 6 + 6 + 9 + 18	6,000	6,000	6,000	9,000	18,000	-	-	-
		51,000		6,800	6,800	6,800	10,200	20,400	-	-	-
5	51	48,000	6 + 6 + 6 + 9 + 24	5,600	5,600	5,600	8,500	22,600	-	-	-
		54,000		6,400	6,400	6,400	9,500	25,400	-	-	-
5	57	48,000	6 + 6 + 6 + 9 + 30	5,100	5,100	5,100	7,600	25,300	-	-	-
		54,000		5,600	5,600	5,600	8,400	28,800	-	-	-
5	42	42,000	6 + 6 + 6 + 12 + 12	6,000	6,000	6,000	12,000	12,000	-	-	-
		48,000		6,900	6,900	6,900	13,700	13,700	-	-	-
5	45	45,000	6 + 6 + 6 + 12 + 15	6,000	6,000	6,000	12,000	15,000	-	-	-
		51,000		6,800	6,800	6,800	13,600	17,000	-	-	-
5	48	48,000	6 + 6 + 6 + 12 + 18	6,000	6,000	6,000	12,000	18,000	-	-	-
		54,000		6,800	6,800	6,800	13,500	20,300	-	-	-
5	54	48,000	6 + 6 + 6 + 12 + 24	5,300	5,300	5,300	10,700	21,300	-	-	-
		54,000		6,000	6,000	6,000	12,000	24,000	-	-	-
5	60	48,000	6 + 6 + 6 + 12 + 30	4,800	4,800	4,800	9,600	24,000	-	-	-
		54,000		5,300	5,300	5,300	10,700	27,300	-	-	-
5	48	48,000	6 + 6 + 6 + 15 + 15	6,000	6,000	6,000	15,000	15,000	-	-	-
		54,000		6,800	6,800	6,800	16,900	16,900	-	-	-
5	51	48,000	6 + 6 + 6 + 15 + 18	5,600	5,600	5,600	14,100	16,900	-	-	-
		54,000		6,400	6,400	6,400	15,900	19,100	-	-	-
5	57	48,000	6 + 6 + 6 + 15 + 24	5,100	5,100	5,100	12,600	20,200	-	-	-
		54,000		5,700	5,700	5,700	14,200	22,700	-	-	-
5	54	48,000	6 + 6 + 6 + 18 + 18	5,300	5,300	5,300	16,000	16,000	-	-	-
		54,000		6,000	6,000	6,000	18,000	18,000	-	-	-
5	60	48,000	6 + 6 + 6 + 18 + 24	4,800	4,800	4,800	14,400	19,200	-	-	-
		54,000		5,400	5,400	5,400	16,200	21,600	-	-	-
5	39	39,000	6 + 6 + 9 + 9 + 9	6,000	6,000	9,000	9,000	9,000	-	-	-
		46,500		7,200	7,200	10,700	10,700	10,700	-	-	-
5	42	42,000	6 + 6 + 9 + 9 + 12	6,000	6,000	9,000	9,000	12,000	-	-	-
		48,000		6,900	6,900	10,300	10,300	13,700	-	-	-
5	45	45,000	6 + 6 + 9 + 9 + 15	6,000	6,000	9,000	9,000	15,000	-	-	-
		51,000		6,800	6,800	10,200	10,200	17,000	-	-	-
5	48	48,000	6 + 6 + 9 + 9 + 18	6,000	6,000	9,000	9,000	18,000	-	-	-
		54,000		6,800	6,800	10,100	10,100	20,300	-	-	-
5	54	48,000	6 + 6 + 9 + 9 + 24	5,300	5,300	8,000	8,000	21,300	-	-	-
		54,000		6,000	6,000	9,000	9,000	24,000	-	-	-
5	60	48,000	6 + 6 + 9 + 9 + 30	4,800	4,800	7,200	7,200	24,000	-	-	-
		54,000		5,300	5,300	8,000	8,000	27,300	-	-	-
5	45	45,000	6 + 6 + 9 + 12 + 12	6,000	6,000	9,000	12,000	12,000	-	-	-
		51,000		6,800	6,800	10,200	13,600	13,600	-	-	-
5	48	48,000	6 + 6 + 9 + 12 + 15	6,000	6,000	9,000	12,000	15,000	-	-	-
		54,000		6,800	6,800	10,100	13,500	16,900	-	-	-
5	51	48,000	6 + 6 + 9 + 12 + 18	5,600	5,600	8,500	11,300	16,900	-	-	-
		54,000		6,400	6,400	9,500	12,700	19,100	-	-	-
5	57	48,000	6 + 6 + 9 + 12 + 24	5,100	5,100	7,600	10,100	20,200	-	-	-
		54,000		5,700	5,700	8,500	11,400	22,700	-	-	-
5	51	48,000	6 + 6 + 9 + 15 + 15	5,600	5,600	8,500	14,100	14,100	-	-	-
		54,000		6,400	6,400	9,500	15,900	15,900	-	-	-

Specifications are subject to change without notice.

MULTI-ZONE MATCHES

# MXZ-8C48NAHZ2 INDOOR UNIT COMBINATIONS, contd.

**NON-DUCTED:**

# of Indoor Unit	Total Nominal Capacity (x1000 Btu/h)	Total Indoor Unit Capacity (Btu/h)	Operational Performance for Indoor Unit Combinations (Unit A + Unit B + Unit C + Unit D + Unit E + Unit F + Unit G + Unit H)	Cooling Capacity Range (Btu/h)							
				Heating Capacity Range (Btu/h)							
				Unit A	Unit B	Unit C	Unit D	Unit E	Unit F	Unit G	Unit H
5	54	48,000	6 + 6 + 9 + 15 + 18	5,300	5,300	8,000	13,300	16,000	-	-	-
		54,000		6,000	6,000	9,000	15,000	18,000	-	-	-
5	60	48,000	6 + 6 + 9 + 15 + 24	4,800	4,800	7,200	12,000	19,200	-	-	-
		54,000		5,400	5,400	8,100	13,500	21,600	-	-	-
5	57	48,000	6 + 6 + 9 + 18 + 18	5,100	5,100	7,600	15,200	15,200	-	-	-
		54,000		5,700	5,700	8,500	17,100	17,100	-	-	-
5	48	48,000	6 + 6 + 12 + 12 + 12	6,000	6,000	12,000	12,000	12,000	-	-	-
		54,000		6,800	6,800	13,500	13,500	13,500	-	-	-
5	51	48,000	6 + 6 + 12 + 12 + 15	5,600	5,600	11,300	11,300	14,100	-	-	-
		54,000		6,400	6,400	12,700	12,700	15,900	-	-	-
5	54	48,000	6 + 6 + 12 + 12 + 18	5,300	5,300	10,700	10,700	16,000	-	-	-
		54,000		6,000	6,000	12,000	12,000	18,000	-	-	-
5	60	48,000	6 + 6 + 12 + 12 + 24	4,800	4,800	9,600	9,600	19,200	-	-	-
		54,000		5,400	5,400	10,800	10,800	21,600	-	-	-
5	54	48,000	6 + 6 + 12 + 15 + 15	5,300	5,300	10,700	13,300	13,300	-	-	-
		54,000		6,000	6,000	12,000	15,000	15,000	-	-	-
5	57	48,000	6 + 6 + 12 + 15 + 18	5,100	5,100	10,100	12,600	15,200	-	-	-
		54,000		5,700	5,700	11,400	14,200	17,100	-	-	-
5	60	48,000	6 + 6 + 12 + 18 + 18	4,800	4,800	9,600	14,400	14,400	-	-	-
		54,000		5,400	5,400	10,800	16,200	16,200	-	-	-
5	57	48,000	6 + 6 + 15 + 15 + 15	5,100	5,100	12,600	12,600	12,600	-	-	-
		54,000		5,700	5,700	14,200	14,200	14,200	-	-	-
5	60	48,000	6 + 6 + 15 + 15 + 18	4,800	4,800	12,000	12,000	14,400	-	-	-
		54,000		5,400	5,400	13,500	13,500	16,200	-	-	-
5	42	42,000	6 + 9 + 9 + 9 + 9	6,000	9,000	9,000	9,000	9,000	-	-	-
		48,000		6,900	10,300	10,300	10,300	10,300	-	-	-
5	45	45,000	6 + 9 + 9 + 9 + 12	6,000	9,000	9,000	9,000	12,000	-	-	-
		51,000		6,800	10,200	10,200	10,200	13,600	-	-	-
5	48	48,000	6 + 9 + 9 + 9 + 15	6,000	9,000	9,000	9,000	15,000	-	-	-
		54,000		6,800	10,100	10,100	10,100	16,900	-	-	-
5	51	48,000	6 + 9 + 9 + 9 + 18	5,600	8,500	8,500	8,500	16,900	-	-	-
		54,000		6,400	9,500	9,500	9,500	19,100	-	-	-
5	57	48,000	6 + 9 + 9 + 9 + 24	5,100	7,600	7,600	7,600	20,200	-	-	-
		54,000		5,700	8,500	8,500	8,500	22,700	-	-	-
5	48	48,000	6 + 9 + 9 + 12 + 12	6,000	9,000	9,000	12,000	12,000	-	-	-
		54,000		6,800	10,100	10,100	13,500	13,500	-	-	-
5	51	48,000	6 + 9 + 9 + 12 + 15	5,600	8,500	8,500	11,300	14,100	-	-	-
		54,000		6,400	9,500	9,500	12,700	15,900	-	-	-
5	54	48,000	6 + 9 + 9 + 12 + 18	5,300	8,000	8,000	10,700	16,000	-	-	-
		54,000		6,000	9,000	9,000	12,000	18,000	-	-	-
5	60	48,000	6 + 9 + 9 + 12 + 24	4,800	7,200	7,200	9,600	19,200	-	-	-
		54,000		5,400	8,100	8,100	10,800	21,600	-	-	-
5	54	48,000	6 + 9 + 9 + 15 + 15	5,300	8,000	8,000	13,300	13,300	-	-	-
		54,000		6,000	9,000	9,000	15,000	15,000	-	-	-
5	57	48,000	6 + 9 + 9 + 15 + 18	5,100	7,600	7,600	12,600	15,200	-	-	-
		54,000		5,700	8,500	8,500	14,200	17,100	-	-	-
5	60	48,000	6 + 9 + 9 + 18 + 18	4,800	7,200	7,200	14,400	14,400	-	-	-
		54,000		5,400	8,100	8,100	16,200	16,200	-	-	-
5	51	48,000	6 + 9 + 12 + 12 + 12	5,600	8,500	11,300	11,300	11,300	-	-	-
		54,000		6,400	9,500	12,700	12,700	12,700	-	-	-
5	54	48,000	6 + 9 + 12 + 12 + 15	5,300	8,000	10,700	10,700	13,300	-	-	-
		54,000		6,000	9,000	12,000	12,000	15,000	-	-	-
5	57	48,000	6 + 9 + 12 + 12 + 18	5,100	7,600	10,100	10,100	15,200	-	-	-
		54,000		5,700	8,500	11,400	11,400	17,100	-	-	-
5	57	48,000	6 + 9 + 12 + 15 + 15	5,100	7,600	10,100	12,600	12,600	-	-	-
		54,000		5,700	8,500	11,400	14,200	14,200	-	-	-
5	60	48,000	6 + 9 + 12 + 15 + 18	4,800	7,200	9,600	12,000	14,400	-	-	-
		54,000		5,400	8,100	10,800	13,500	16,200	-	-	-
5	60	48,000	6 + 9 + 15 + 15 + 15	4,800	7,200	12,000	12,000	12,000	-	-	-
		54,000		5,400	8,100	13,500	13,500	13,500	-	-	-
5	54	48,000	6 + 12 + 12 + 12 + 12	5,300	10,700	10,700	10,700	10,700	-	-	-
		54,000		6,000	12,000	12,000	12,000	12,000	-	-	-

MULTI-ZONE MATCHES

Specifications are subject to change without notice.



# MXZ-8C48NAHZ2 INDOOR UNIT COMBINATIONS, contd.

**NON-DUCTED:**

# of Indoor Unit	Total Nominal Capacity (x1000 Btu/h)	Total Indoor Unit Capacity (Btu/h)	Operational Performance for Indoor Unit Combinations (Unit A + Unit B + Unit C + Unit D + Unit E + Unit F + Unit G + Unit H)	Cooling Capacity Range (Btu/h)							
				Heating Capacity Range (Btu/h)							
				Unit A	Unit B	Unit C	Unit D	Unit E	Unit F	Unit G	Unit H
5	57	48,000	6 + 12 + 12 + 12 + 15	5,100	10,100	10,100	10,100	12,600	-	-	-
		54,000		5,700	11,400	11,400	11,400	14,200	-	-	-
5	60	48,000	6 + 12 + 12 + 12 + 18	4,800	9,600	9,600	9,600	14,400	-	-	-
		54,000		5,400	10,800	10,800	10,800	16,200	-	-	-
5	60	48,000	6 + 12 + 12 + 15 + 15	4,800	9,600	9,600	12,000	12,000	-	-	-
		54,000		5,400	10,800	10,800	13,500	13,500	-	-	-
5	45	45,000	9 + 9 + 9 + 9 + 9	9,000	9,000	9,000	9,000	9,000	-	-	-
		51,000		10,200	10,200	10,200	10,200	-	-	-	
5	48	48,000	9 + 9 + 9 + 9 + 12	9,000	9,000	9,000	9,000	12,000	-	-	-
		54,000		10,100	10,100	10,100	10,100	13,500	-	-	-
5	51	48,000	9 + 9 + 9 + 9 + 15	8,500	8,500	8,500	8,500	14,100	-	-	-
		54,000		9,500	9,500	9,500	9,500	15,900	-	-	-
5	54	48,000	9 + 9 + 9 + 9 + 18	8,000	8,000	8,000	8,000	16,000	-	-	-
		54,000		9,000	9,000	9,000	9,000	18,000	-	-	-
5	60	48,000	9 + 9 + 9 + 9 + 24	7,200	7,200	7,200	7,200	19,200	-	-	-
		54,000		8,100	8,100	8,100	8,100	21,600	-	-	-
5	51	48,000	9 + 9 + 9 + 12 + 12	8,500	8,500	8,500	11,300	11,300	-	-	-
		54,000		9,500	9,500	9,500	12,700	12,700	-	-	-
5	54	48,000	9 + 9 + 9 + 12 + 15	8,000	8,000	8,000	10,700	13,300	-	-	-
		54,000		9,000	9,000	9,000	12,000	15,000	-	-	-
5	57	48,000	9 + 9 + 9 + 12 + 18	7,600	7,600	7,600	10,100	15,200	-	-	-
		54,000		8,500	8,500	8,500	11,400	17,100	-	-	-
5	57	48,000	9 + 9 + 9 + 15 + 15	7,600	7,600	7,600	12,600	12,600	-	-	-
		54,000		8,500	8,500	8,500	14,200	14,200	-	-	-
5	60	48,000	9 + 9 + 9 + 15 + 18	7,200	7,200	7,200	12,000	14,400	-	-	-
		54,000		8,100	8,100	8,100	13,500	16,200	-	-	-
5	54	48,000	9 + 9 + 12 + 12 + 12	8,000	8,000	10,700	10,700	10,700	-	-	-
		54,000		9,000	9,000	12,000	12,000	12,000	-	-	-
5	57	48,000	9 + 9 + 12 + 12 + 15	7,600	7,600	10,100	10,100	12,600	-	-	-
		54,000		8,500	8,500	11,400	11,400	14,200	-	-	-
5	60	48,000	9 + 9 + 12 + 12 + 18	7,200	7,200	9,600	9,600	14,400	-	-	-
		54,000		8,100	8,100	10,800	10,800	16,200	-	-	-
5	60	48,000	9 + 9 + 12 + 15 + 15	7,200	7,200	9,600	12,000	12,000	-	-	-
		54,000		8,100	8,100	10,800	13,500	13,500	-	-	-
5	57	48,000	9 + 12 + 12 + 12 + 12	7,600	10,100	10,100	10,100	10,100	-	-	-
		54,000		8,500	11,400	11,400	11,400	11,400	-	-	-
5	60	48,000	9 + 12 + 12 + 12 + 15	7,200	9,600	9,600	9,600	12,000	-	-	-
		54,000		8,100	10,800	10,800	10,800	13,500	-	-	-
5	60	48,000	12 + 12 + 12 + 12 + 12	9,600	9,600	9,600	9,600	9,600	-	-	-
		54,000		10,800	10,800	10,800	10,800	10,800	-	-	-
6	36	36,000	6 + 6 + 6 + 6 + 6 + 6	6,000	6,000	6,000	6,000	6,000	6,000	-	-
		45,000		7,500	7,500	7,500	7,500	7,500	7,500	-	-
6	39	39,000	6 + 6 + 6 + 6 + 6 + 9	6,000	6,000	6,000	6,000	6,000	9,000	-	-
		46,500		7,200	7,200	7,200	7,200	7,200	10,700	-	-
6	42	42,000	6 + 6 + 6 + 6 + 6 + 12	6,000	6,000	6,000	6,000	6,000	12,000	-	-
		48,000		6,900	6,900	6,900	6,900	6,900	13,700	-	-
6	45	45,000	6 + 6 + 6 + 6 + 6 + 15	6,000	6,000	6,000	6,000	6,000	15,000	-	-
		51,000		6,800	6,800	6,800	6,800	6,800	17,000	-	-
6	48	48,000	6 + 6 + 6 + 6 + 6 + 18	6,000	6,000	6,000	6,000	6,000	18,000	-	-
		54,000		6,800	6,800	6,800	6,800	6,800	20,300	-	-
6	54	48,000	6 + 6 + 6 + 6 + 6 + 24	5,300	5,300	5,300	5,300	5,300	21,300	-	-
		54,000		6,000	6,000	6,000	6,000	6,000	24,000	-	-
6	60	48,000	6 + 6 + 6 + 6 + 6 + 30	4,800	4,800	4,800	4,800	4,800	24,000	-	-
		54,000		5,300	5,300	5,300	5,300	5,300	27,300	-	-
6	42	42,000	6 + 6 + 6 + 6 + 9 + 9	6,000	6,000	6,000	6,000	9,000	9,000	-	-
		48,000		6,900	6,900	6,900	6,900	10,300	10,300	-	-
6	45	45,000	6 + 6 + 6 + 6 + 9 + 12	6,000	6,000	6,000	6,000	9,000	12,000	-	-
		51,000		6,800	6,800	6,800	6,800	10,200	13,600	-	-
6	48	48,000	6 + 6 + 6 + 6 + 9 + 15	6,000	6,000	6,000	6,000	9,000	15,000	-	-
		54,000		6,800	6,800	6,800	6,800	10,100	16,900	-	-
6	51	48,000	6 + 6 + 6 + 6 + 9 + 18	5,600	5,600	5,600	5,600	8,500	16,900	-	-
		54,000		6,400	6,400	6,400	6,400	9,500	19,100	-	-

Specifications are subject to change without notice.

MULTI-ZONE MATCHES

# MXZ-8C48NAHZ2 INDOOR UNIT COMBINATIONS, contd.

**NON-DUCTED:**

# of Indoor Unit	Total Nominal Capacity (x1000 Btu/h)	Total Indoor Unit Capacity (Btu/h)	Operational Performance for Indoor Unit Combinations (Unit A + Unit B + Unit C + Unit D + Unit E + Unit F + Unit G + Unit H)	Cooling Capacity Range (Btu/h)							
				Heating Capacity Range (Btu/h)							
				Unit A	Unit B	Unit C	Unit D	Unit E	Unit F	Unit G	Unit H
6	57	48,000	6 + 6 + 6 + 6 + 9 + 24	5,100	5,100	5,100	5,100	7,600	20,200	-	-
		54,000		5,700	5,700	5,700	5,700	8,500	22,700	-	-
6	48	48,000	6 + 6 + 6 + 6 + 12 + 12	6,000	6,000	6,000	6,000	12,000	12,000	-	-
		54,000		6,800	6,800	6,800	6,800	13,500	13,500	-	-
6	51	48,000	6 + 6 + 6 + 6 + 12 + 15	5,600	5,600	5,600	5,600	11,300	14,100	-	-
		54,000		6,400	6,400	6,400	6,400	12,700	15,900	-	-
6	54	48,000	6 + 6 + 6 + 6 + 12 + 18	5,300	5,300	5,300	5,300	10,700	16,000	-	-
		54,000		6,000	6,000	6,000	6,000	12,000	18,000	-	-
6	60	48,000	6 + 6 + 6 + 6 + 12 + 24	4,800	4,800	4,800	4,800	9,600	19,200	-	-
		54,000		5,400	5,400	5,400	5,400	10,800	21,600	-	-
6	54	48,000	6 + 6 + 6 + 6 + 15 + 15	5,300	5,300	5,300	5,300	13,300	13,300	-	-
		54,000		6,000	6,000	6,000	6,000	15,000	15,000	-	-
6	57	48,000	6 + 6 + 6 + 6 + 15 + 18	5,100	5,100	5,100	5,100	12,600	15,200	-	-
		54,000		5,700	5,700	5,700	5,700	14,200	17,100	-	-
6	60	48,000	6 + 6 + 6 + 6 + 18 + 18	4,800	4,800	4,800	4,800	14,400	14,400	-	-
		54,000		5,400	5,400	5,400	5,400	16,200	16,200	-	-
6	45	45,000	6 + 6 + 6 + 9 + 9 + 9	6,000	6,000	6,000	9,000	9,000	9,000	-	-
		51,000		6,800	6,800	6,800	10,200	10,200	10,200	-	-
6	48	48,000	6 + 6 + 6 + 9 + 9 + 12	6,000	6,000	6,000	9,000	9,000	12,000	-	-
		54,000		6,800	6,800	6,800	10,100	10,100	13,500	-	-
6	51	48,000	6 + 6 + 6 + 9 + 9 + 15	5,600	5,600	5,600	8,500	8,500	14,100	-	-
		54,000		6,400	6,400	6,400	9,500	9,500	15,900	-	-
6	54	48,000	6 + 6 + 6 + 9 + 9 + 18	5,300	5,300	5,300	8,000	8,000	16,000	-	-
		54,000		6,000	6,000	6,000	9,000	9,000	18,000	-	-
6	60	48,000	6 + 6 + 6 + 9 + 9 + 24	4,800	4,800	4,800	7,200	7,200	19,200	-	-
		54,000		5,400	5,400	5,400	8,100	8,100	21,600	-	-
6	51	48,000	6 + 6 + 6 + 9 + 12 + 12	5,600	5,600	5,600	8,500	11,300	11,300	-	-
		54,000		6,400	6,400	6,400	9,500	12,700	12,700	-	-
6	54	48,000	6 + 6 + 6 + 9 + 12 + 15	5,300	5,300	5,300	8,000	10,700	13,300	-	-
		54,000		6,000	6,000	6,000	9,000	12,000	15,000	-	-
6	57	48,000	6 + 6 + 6 + 9 + 12 + 18	5,100	5,100	5,100	7,600	10,100	15,200	-	-
		54,000		5,700	5,700	5,700	8,500	11,400	17,100	-	-
6	57	48,000	6 + 6 + 6 + 9 + 15 + 15	5,100	5,100	5,100	7,600	12,600	12,600	-	-
		54,000		5,700	5,700	5,700	8,500	14,200	14,200	-	-
6	60	48,000	6 + 6 + 6 + 9 + 15 + 18	4,800	4,800	4,800	7,200	12,000	14,400	-	-
		54,000		5,400	5,400	5,400	8,100	13,500	16,200	-	-
6	54	48,000	6 + 6 + 6 + 12 + 12 + 12	5,300	5,300	5,300	10,700	10,700	10,700	-	-
		54,000		6,000	6,000	6,000	12,000	12,000	12,000	-	-
6	57	48,000	6 + 6 + 6 + 12 + 12 + 15	5,100	5,100	5,100	10,100	10,100	12,600	-	-
		54,000		5,700	5,700	5,700	11,400	11,400	14,200	-	-
6	60	48,000	6 + 6 + 6 + 12 + 12 + 18	4,800	4,800	4,800	9,600	9,600	14,400	-	-
		54,000		5,400	5,400	5,400	10,800	10,800	16,200	-	-
6	60	48,000	6 + 6 + 6 + 12 + 15 + 15	4,800	4,800	4,800	9,600	12,000	12,000	-	-
		54,000		5,400	5,400	5,400	10,800	13,500	13,500	-	-
6	48	48,000	6 + 6 + 9 + 9 + 9 + 9	6,000	6,000	9,000	9,000	9,000	9,000	-	-
		54,000		6,800	6,800	10,100	10,100	10,100	10,100	-	-
6	51	48,000	6 + 6 + 9 + 9 + 9 + 12	5,600	5,600	8,500	8,500	8,500	11,300	-	-
		54,000		6,400	6,400	9,500	9,500	9,500	12,700	-	-
6	54	48,000	6 + 6 + 9 + 9 + 9 + 15	5,300	5,300	8,000	8,000	8,000	13,300	-	-
		54,000		6,000	6,000	9,000	9,000	9,000	15,000	-	-
6	57	48,000	6 + 6 + 9 + 9 + 9 + 18	5,100	5,100	7,600	7,600	7,600	15,200	-	-
		54,000		5,700	5,700	8,500	8,500	8,500	17,100	-	-
6	54	48,000	6 + 6 + 9 + 9 + 12 + 12	5,300	5,300	8,000	8,000	10,700	10,700	-	-
		54,000		6,000	6,000	9,000	9,000	12,000	12,000	-	-
6	57	48,000	6 + 6 + 9 + 9 + 12 + 15	5,100	5,100	7,600	7,600	10,100	12,600	-	-
		54,000		5,700	5,700	8,500	8,500	11,400	14,200	-	-
6	60	48,000	6 + 6 + 9 + 9 + 12 + 18	4,800	4,800	7,200	7,200	9,600	14,400	-	-
		54,000		5,400	5,400	8,100	8,100	10,800	16,200	-	-
6	60	48,000	6 + 6 + 9 + 9 + 15 + 15	4,800	4,800	7,200	7,200	12,000	12,000	-	-
		54,000		5,400	5,400	8,100	8,100	13,500	13,500	-	-
6	57	48,000	6 + 6 + 9 + 12 + 12 + 12	5,100	5,100	7,600	10,100	10,100	10,100	-	-
		54,000		5,700	5,700	8,500	11,400	11,400	11,400	-	-

MULTI-ZONE MATCHES

Specifications are subject to change without notice.



# MXZ-8C48NAHZ2 INDOOR UNIT COMBINATIONS, contd.

**NON-DUCTED:**

# of Indoor Unit	Total Nominal Capacity (x1000 Btu/h)	Total Indoor Unit Capacity (Btu/h)	Operational Performance for Indoor Unit Combinations (Unit A + Unit B + Unit C + Unit D + Unit E + Unit F + Unit G + Unit H)	Cooling Capacity Range (Btu/h)							
				Heating Capacity Range (Btu/h)							
				Unit A	Unit B	Unit C	Unit D	Unit E	Unit F	Unit G	Unit H
6	60	48,000	6 + 6 + 9 + 12 + 12 + 15	4,800	4,800	7,200	9,600	9,600	12,000	-	-
		54,000		5,400	5,400	8,100	10,800	10,800	13,500	-	-
6	60	48,000	6 + 6 + 12 + 12 + 12 + 12	4,800	4,800	9,600	9,600	9,600	9,600	-	-
		54,000		5,400	5,400	10,800	10,800	10,800	-	-	
6	51	48,000	6 + 9 + 9 + 9 + 9 + 9	5,600	8,500	8,500	8,500	8,500	8,500	-	-
		54,000		6,400	9,500	9,500	9,500	9,500	-	-	
6	54	48,000	6 + 9 + 9 + 9 + 9 + 12	5,300	8,000	8,000	8,000	8,000	10,700	-	-
		54,000		6,000	9,000	9,000	9,000	12,000	-	-	
6	57	48,000	6 + 9 + 9 + 9 + 9 + 15	5,100	7,600	7,600	7,600	7,600	12,600	-	-
		54,000		5,700	8,500	8,500	8,500	14,200	-	-	
6	60	48,000	6 + 9 + 9 + 9 + 9 + 18	4,800	7,200	7,200	7,200	7,200	14,400	-	-
		54,000		5,400	8,100	8,100	8,100	16,200	-	-	
6	57	48,000	6 + 9 + 9 + 9 + 12 + 12	5,100	7,600	7,600	7,600	10,100	10,100	-	-
		54,000		5,700	8,500	8,500	8,500	11,400	11,400	-	-
6	60	48,000	6 + 9 + 9 + 9 + 12 + 15	4,800	7,200	7,200	7,200	9,600	12,000	-	-
		54,000		5,400	8,100	8,100	8,100	10,800	13,500	-	-
6	60	48,000	6 + 9 + 9 + 12 + 12 + 12	4,800	7,200	7,200	9,600	9,600	9,600	-	-
		54,000		5,400	8,100	8,100	10,800	10,800	-	-	
6	54	48,000	9 + 9 + 9 + 9 + 9 + 9	8,000	8,000	8,000	8,000	8,000	8,000	-	-
		54,000		9,000	9,000	9,000	9,000	9,000	-	-	
6	57	48,000	9 + 9 + 9 + 9 + 9 + 12	7,600	7,600	7,600	7,600	7,600	10,100	-	-
		54,000		8,500	8,500	8,500	8,500	11,400	-	-	
6	60	48,000	9 + 9 + 9 + 9 + 9 + 15	7,200	7,200	7,200	7,200	7,200	12,000	-	-
		54,000		8,100	8,100	8,100	8,100	13,500	-	-	
6	60	48,000	9 + 9 + 9 + 9 + 12 + 12	7,200	7,200	7,200	7,200	9,600	9,600	-	-
		54,000		8,100	8,100	8,100	8,100	10,800	10,800	-	-
7	42	48,000	6 + 6 + 6 + 6 + 6 + 6 + 6	6,900	6,900	6,900	6,900	6,900	6,900	6,900	-
		54,000		7,700	7,700	7,700	7,700	7,700	7,700	7,700	-
7	45	48,000	6 + 6 + 6 + 6 + 6 + 6 + 9	6,400	6,400	6,400	6,400	6,400	6,400	9,600	-
		54,000		7,200	7,200	7,200	7,200	7,200	7,200	10,800	-
7	48	48,000	6 + 6 + 6 + 6 + 6 + 6 + 12	6,000	6,000	6,000	6,000	6,000	6,000	12,000	-
		54,000		6,800	6,800	6,800	6,800	6,800	6,800	13,500	-
7	51	48,000	6 + 6 + 6 + 6 + 6 + 6 + 15	5,600	5,600	5,600	5,600	5,600	5,600	14,100	-
		54,000		6,400	6,400	6,400	6,400	6,400	6,400	15,900	-
7	54	48,000	6 + 6 + 6 + 6 + 6 + 6 + 18	5,300	5,300	5,300	5,300	5,300	5,300	16,000	-
		54,000		6,000	6,000	6,000	6,000	6,000	6,000	18,000	-
7	60	48,000	6 + 6 + 6 + 6 + 6 + 6 + 24	4,800	4,800	4,800	4,800	4,800	4,800	19,200	-
		54,000		5,400	5,400	5,400	5,400	5,400	5,400	21,600	-
7	48	48,000	6 + 6 + 6 + 6 + 6 + 9 + 9	6,000	6,000	6,000	6,000	6,000	9,000	9,000	-
		54,000		6,800	6,800	6,800	6,800	6,800	10,100	10,100	-
7	51	48,000	6 + 6 + 6 + 6 + 6 + 9 + 12	5,600	5,600	5,600	5,600	5,600	8,500	11,300	-
		54,000		6,400	6,400	6,400	6,400	6,400	9,500	12,700	-
7	54	48,000	6 + 6 + 6 + 6 + 6 + 9 + 15	5,300	5,300	5,300	5,300	5,300	8,000	13,300	-
		54,000		6,000	6,000	6,000	6,000	6,000	9,000	15,000	-
7	57	48,000	6 + 6 + 6 + 6 + 6 + 9 + 18	5,100	5,100	5,100	5,100	5,100	7,600	15,200	-
		54,000		5,700	5,700	5,700	5,700	5,700	8,500	17,100	-
7	54	48,000	6 + 6 + 6 + 6 + 6 + 12 + 12	5,300	5,300	5,300	5,300	5,300	10,700	10,700	-
		54,000		6,000	6,000	6,000	6,000	6,000	12,000	12,000	-
7	57	48,000	6 + 6 + 6 + 6 + 6 + 12 + 15	5,100	5,100	5,100	5,100	5,100	10,100	12,600	-
		54,000		5,700	5,700	5,700	5,700	5,700	11,400	14,200	-
7	60	48,000	6 + 6 + 6 + 6 + 6 + 12 + 18	4,800	4,800	4,800	4,800	4,800	9,600	14,400	-
		54,000		5,400	5,400	5,400	5,400	5,400	10,800	16,200	-
7	60	48,000	6 + 6 + 6 + 6 + 6 + 15 + 15	4,800	4,800	4,800	4,800	4,800	12,000	12,000	-
		54,000		5,400	5,400	5,400	5,400	5,400	13,500	13,500	-
7	51	48,000	6 + 6 + 6 + 6 + 9 + 9 + 9	5,600	5,600	5,600	5,600	8,500	8,500	8,500	-
		54,000		6,400	6,400	6,400	6,400	9,500	9,500	9,500	-
7	54	48,000	6 + 6 + 6 + 6 + 9 + 9 + 12	5,300	5,300	5,300	5,300	8,000	8,000	10,700	-
		54,000		6,000	6,000	6,000	6,000	9,000	9,000	12,000	-
7	57	48,000	6 + 6 + 6 + 6 + 9 + 9 + 15	5,100	5,100	5,100	5,100	7,600	7,600	12,600	-
		54,000		5,700	5,700	5,700	5,700	8,500	8,500	14,200	-
7	60	48,000	6 + 6 + 6 + 6 + 9 + 9 + 18	4,800	4,800	4,800	4,800	7,200	7,200	14,400	-
		54,000		5,400	5,400	5,400	5,400	8,100	8,100	16,200	-

MULTI-ZONE MATCHES

Specifications are subject to change without notice.

# MXZ-8C48NAHZ2 INDOOR UNIT COMBINATIONS, contd.

**NON-DUCTED:**

# of Indoor Unit	Total Nominal Capacity (x1000 Btu/h)	Total Indoor Unit Capacity (Btu/h)	Operational Performance for Indoor Unit Combinations (Unit A + Unit B + Unit C + Unit D + Unit E + Unit F + Unit G + Unit H)	Cooling Capacity Range (Btu/h)							
				Heating Capacity Range (Btu/h)							
				Unit A	Unit B	Unit C	Unit D	Unit E	Unit F	Unit G	Unit H
7	57	48,000	6 + 6 + 6 + 6 + 9 + 12 + 12	5,100	5,100	5,100	5,100	7,600	10,100	10,100	-
		54,000		5,700	5,700	5,700	5,700	8,500	11,400	11,400	-
7	60	48,000	6 + 6 + 6 + 6 + 9 + 12 + 15	4,800	4,800	4,800	4,800	7,200	9,600	12,000	-
		54,000		5,400	5,400	5,400	5,400	8,100	10,800	13,500	-
7	60	48,000	6 + 6 + 6 + 6 + 12 + 12 + 12	4,800	4,800	4,800	4,800	9,600	9,600	9,600	-
		54,000		5,400	5,400	5,400	5,400	10,800	10,800	10,800	-
7	54	48,000	6 + 6 + 6 + 9 + 9 + 9 + 9	5,300	5,300	5,300	8,000	8,000	8,000	8,000	-
		54,000		6,000	6,000	6,000	9,000	9,000	9,000	9,000	-
7	57	48,000	6 + 6 + 6 + 9 + 9 + 9 + 12	5,100	5,100	5,100	7,600	7,600	7,600	10,100	-
		54,000		5,700	5,700	5,700	8,500	8,500	8,500	11,400	-
7	60	48,000	6 + 6 + 6 + 9 + 9 + 9 + 15	4,800	4,800	4,800	7,200	7,200	7,200	12,000	-
		54,000		5,400	5,400	5,400	8,100	8,100	8,100	13,500	-
7	60	48,000	6 + 6 + 6 + 9 + 9 + 12 + 12	4,800	4,800	4,800	7,200	7,200	9,600	9,600	-
		54,000		5,400	5,400	5,400	8,100	8,100	10,800	10,800	-
7	57	48,000	6 + 6 + 9 + 9 + 9 + 9 + 9	5,100	5,100	7,600	7,600	7,600	7,600	7,600	-
		54,000		5,700	5,700	8,500	8,500	8,500	8,500	8,500	-
7	60	48,000	6 + 6 + 9 + 9 + 9 + 9 + 12	4,800	4,800	7,200	7,200	7,200	7,200	9,600	-
		54,000		5,400	5,400	8,100	8,100	8,100	8,100	10,800	-
7	60	48,000	6 + 9 + 9 + 9 + 9 + 9 + 9	4,800	7,200	7,200	7,200	7,200	7,200	7,200	-
		54,000		5,400	8,100	8,100	8,100	8,100	8,100	8,100	-
8	48	48,000	6 + 6 + 6 + 6 + 6 + 6 + 6 + 6	6,000	6,000	6,000	6,000	6,000	6,000	6,000	6,000
		54,000		6,800	6,800	6,800	6,800	6,800	6,800	6,800	6,800
8	51	48,000	6 + 6 + 6 + 6 + 6 + 6 + 6 + 9	5,600	5,600	5,600	5,600	5,600	5,600	5,600	8,500
		54,000		6,400	6,400	6,400	6,400	6,400	6,400	6,400	9,500
8	54	48,000	6 + 6 + 6 + 6 + 6 + 6 + 6 + 12	5,300	5,300	5,300	5,300	5,300	5,300	5,300	10,700
		54,000		6,000	6,000	6,000	6,000	6,000	6,000	6,000	12,000
8	57	48,000	6 + 6 + 6 + 6 + 6 + 6 + 6 + 15	5,100	5,100	5,100	5,100	5,100	5,100	5,100	12,600
		54,000		5,700	5,700	5,700	5,700	5,700	5,700	5,700	14,200
8	60	48,000	6 + 6 + 6 + 6 + 6 + 6 + 6 + 18	4,800	4,800	4,800	4,800	4,800	4,800	4,800	14,400
		54,000		5,400	5,400	5,400	5,400	5,400	5,400	5,400	16,200
8	54	48,000	6 + 6 + 6 + 6 + 6 + 6 + 9 + 9	5,300	5,300	5,300	5,300	5,300	5,300	8,000	8,000
		54,000		6,000	6,000	6,000	6,000	6,000	6,000	9,000	9,000
8	57	48,000	6 + 6 + 6 + 6 + 6 + 6 + 9 + 12	5,100	5,100	5,100	5,100	5,100	5,100	7,600	10,100
		54,000		5,700	5,700	5,700	5,700	5,700	5,700	8,500	11,400
8	60	48,000	6 + 6 + 6 + 6 + 6 + 6 + 9 + 15	4,800	4,800	4,800	4,800	4,800	4,800	7,200	12,000
		54,000		5,400	5,400	5,400	5,400	5,400	5,400	8,100	13,500
8	60	48,000	6 + 6 + 6 + 6 + 6 + 6 + 12 + 12	4,800	4,800	4,800	4,800	4,800	4,800	9,600	9,600
		54,000		5,400	5,400	5,400	5,400	5,400	5,400	10,800	10,800
8	57	48,000	6 + 6 + 6 + 6 + 6 + 9 + 9 + 9	5,100	5,100	5,100	5,100	5,100	7,600	7,600	7,600
		54,000		5,700	5,700	5,700	5,700	5,700	8,500	8,500	8,500
8	60	48,000	6 + 6 + 6 + 6 + 6 + 9 + 9 + 12	4,800	4,800	4,800	4,800	4,800	7,200	7,200	9,600
		54,000		5,400	5,400	5,400	5,400	5,400	8,100	8,100	10,800
8	60	48,000	6 + 6 + 6 + 6 + 9 + 9 + 9 + 9	4,800	4,800	4,800	4,800	7,200	7,200	7,200	7,200
		54,000		5,400	5,400	5,400	5,400	8,100	8,100	8,100	8,100

MULTI-ZONE MATCHES

Specifications are subject to change without notice.



## MXZ-2C20NA2 INDOOR UNIT COMBINATIONS

### DUCTED:

# of indoor unit	Total Nominal Capacity (x1000)	TTL Indoor unit Capacity	Operational Performance for Indoor Unit Combination (x1000)	IDU1 capacity	IDU2 capacity	Total Input	Operating current (208V)	Operating current (230V)
1	9	9,000	9	9,000	0	750	3.4	3.0
		10,900	9	10,900	0	1,000	4.6	4.2
1	12	12,000	12	12,000	0	1,010	4.5	4.1
		13,600	12	13,600	0	1,260	5.8	5.2

### NON-DUCTED:

# of indoor unit	Total Nominal Capacity (x1000)	TTL Indoor unit Capacity	Operational Performance for Indoor Unit Combination (x1000)	IDU1 capacity	IDU2 capacity	Total Input	Operating current (208V)	Operating current (230V)
1	6	6,000	6	6,000	0	540	2.6	2.3
		7,400	6	7,400	0	670	3.3	3.3
1	9	9,000	9	9,000	0	670	3.3	3.0
		11,000	9	11,000	0	905	4.7	4.3
1	12	12,000	12	12,000	0	800	4.5	4.1
		13,600	12	13,600	0	1,240	6.2	5.6
1	15	15,000	15	15,000	0	1,060	6.4	5.8
		18,000	15	18,000	0	1,715	8.9	8.1
2	12	12,000	6 + 6	6,000	6,000	790	3.8	3.4
		14,800	6 + 6	7,400	7,400	1,040	5.1	4.6
2	15	15,000	6 + 9	6,000	9,000	1,035	5.0	4.5
		18,400	6 + 9	7,400	11,000	1,370	6.7	6.1
2	18	18,000	6 + 12	6,000	12,000	1,420	6.8	6.2
		21,000	6 + 12	7,400	13,600	1,640	8.0	7.3
2	18	18,000	9 + 9	9,000	9,000	1,420	6.8	6.2
		21,000	9 + 9	10,500	10,500	1,640	8.0	7.3
2	21	20,000	6 + 15	5,700	14,300	1,635	7.9	7.1
		22,000	6 + 15	6,400	15,600	1,780	8.7	7.9
2	21	20,000	9 + 12	8,600	11,400	1,635	7.9	7.1
		22,000	9 + 12	9,800	12,200	1,780	8.7	7.9
2	24	20,000	9 + 15	7,500	12,500	1,605	7.9	7.0
		22,000	9 + 15	8,300	13,700	1,780	8.7	7.9
2	24	20,000	12 + 12	10,000	10,000	1,605	7.9	7.0
		22,000	12 + 12	11,000	11,000	1,780	8.7	7.9

MULTI-ZONE MATCHES

Specifications are subject to change without notice.

# MXZ-3C24NA2 INDOOR UNIT COMBINATIONS

**NON-DUCTED:**

# of indoor unit	Total Nominal Capacity (x1000 Btu/h)	Total Indoor Unit Capacity (Btu/h)	Operational Performance for Indoor Unit Combinations (Unit A + Unit B + Unit C)	Cooling Capacity Range (Btu/h)		
				Heating Capacity Range (Btu/h)		
				Unit A	Unit B	Unit C
1	6	6,000	6	6,000	-	-
		7,400		7,400	-	-
1	9	9,000	9	9,000	-	-
		11,000		11,000	-	-
1	12	12,000	12	12,000	-	-
		14,400		14,400	-	-
1	15	14,000	15	14,000	-	-
		18,000		18,000	-	-
1	18	17,200	18	17,200	-	-
		21,600		21,600	-	-
2	12	12,000	6 + 6	6,000	6,000	-
		14,800		7,400	7,400	-
2	15	14,000	6 + 9	5,600	8,400	-
		18,400		7,400	11,000	-
2	18	18,000	6 + 12	6,000	12,000	-
		22,000		7,500	14,500	-
2	18	18,000	9 + 9	9,000	9,000	-
		22,000		11,000	11,000	-
2	21	20,000	6 + 15	6,000	14,000	-
		22,000		6,400	15,600	-
2	21	20,000	9 + 12	8,600	11,400	-
		22,000		9,500	12,500	-
2	24	21,800	6 + 18	5,600	16,200	-
		24,000		6,100	17,900	-
2	24	21,800	12 + 12	10,900	10,900	-
		24,000		12,000	12,000	-
2	24	21,800	9 + 15	8,500	13,300	-
		24,000		9,100	14,900	-
2	27	21,800	9 + 18	7,500	14,300	-
		24,000		8,100	15,900	-
2	27	21,800	12 + 15	10,100	11,700	-
		24,000		10,700	13,300	-
3	18	18,000	6 + 6 + 6	6,000	6,000	6,000
		22,000		7,300	7,300	7,300
3	21	21,000	6 + 6 + 9	6,000	6,000	9,000
		24,800		7,100	7,100	10,600
3	24	22,000	6 + 6 + 12	5,500	5,500	11,000
		25,000		6,300	6,300	12,300
3	24	22,000	6 + 9 + 9	5,500	8,300	8,300
		25,000		6,300	9,400	9,400
3	27	24,000	6 + 6 + 15	5,500	5,500	12,900
		25,000		5,600	5,600	13,700
3	27	24,000	6 + 9 + 12	5,300	8,000	10,700
		25,000		5,600	8,400	11,000
3	27	24,000	9 + 9 + 9	8,000	8,000	8,000
		25,000		8,300	8,300	8,300

MULTI-ZONE MATCHES

Specifications are subject to change without notice.



## MXZ-3C24NA2 INDOOR UNIT COMBINATIONS, contd.

**DUCTED:**

# of indoor unit	Total Nominal Capacity (x1000 Btu/h)	Total Indoor Unit Capacity (Btu/h)	Operational Performance for Indoor Unit Combinations (Unit A + Unit B + Unit C)	Cooling Capacity Range (Btu/h)		
				Heating Capacity Range (Btu/h)		
				Unit A	Unit B	Unit C
1	9	9,000	9	9,000	-	-
		10,900		10,900	-	-
1	12	12,000	12	12,000	-	-
		13,600		13,600	-	-
1	15	15,000	15	15,000	-	-
		18,000		18,000	-	-
1	18	17,200	18	17,200	-	-
		21,600		21,600	-	-
2	18	18,000	9 + 9	9,000	9,000	-
		21,800		10,900	10,900	-
2	21	21,000	9 + 12	9,000	12,000	-
		22,000		9,800	12,200	-
2	24	21,800	12 + 12	10,900	10,900	-
		24,000		12,000	12,000	-
2	24	21,800	9 + 15	8,200	13,600	-
		24,000		9,100	14,900	-
2	27	21,800	9 + 18	7,500	14,300	-
		24,000		8,000	16,000	-
2	27	21,800	12 + 15	9,700	12,100	-
		24,000		10,300	13,700	-
3	27	21,800	9 + 9 + 9	7,300	7,300	7,300
		24,600		8,200	8,200	8,200

Specifications are subject to change without notice.

# MXZ-3C30NA2 INDOOR UNIT COMBINATIONS

**NON-DUCTED:**

# of indoor unit	Total Nominal Capacity (x1000 Btu/h)	Total Indoor Unit Capacity (Btu/h)	Operational Performance for Indoor Unit Combinations (Unit A + Unit B + Unit C)	Cooling Capacity Range (Btu/h)		
				Heating Capacity Range (Btu/h)		
				Unit A	Unit B	Unit C
1	6	6,000	6	6,000	-	-
		7,400		7,400	-	-
1	9	9,000	9	9,000	-	-
		11,000		11,000	-	-
1	12	12,000	12	12,000	-	-
		14,400		14,400	-	-
1	15	14,000	15	14,000	-	-
		18,000		18,000	-	-
1	18	17,200	18	17,200	-	-
		21,600		21,600	-	-
1	24	22,500	24	22,500	-	-
		27,600		27,600	-	-
2	12	12,000	6 + 6	6,000	6,000	-
		14,800		7,400	7,400	-
2	15	15,000	6 + 9	6,000	9,000	-
		18,400		7,400	11,000	-
2	18	18,000	6 + 12	6,000	12,000	-
		22,000		7,500	14,500	-
2	18	20,000	9 + 9	10,000	10,000	-
		22,000		11,000	11,000	-
2	21	20,000	6 + 15	6,000	14,000	-
		25,400		7,400	18,000	-
2	21	20,000	9 + 12	8,600	11,400	-
		25,400		11,000	14,400	-
2	24	23,000	6 + 18	5,900	17,100	-
		27,600		7,000	20,600	-
2	24	23,000	9 + 15	9,000	14,000	-
		27,600		10,500	17,100	-
2	24	23,000	12 + 12	11,500	11,500	-
		27,600		13,800	13,800	-
2	27	25,800	9 + 18	8,900	16,900	-
		27,600		9,300	18,300	-
2	27	25,800	12 + 15	11,900	13,900	-
		27,600		12,300	15,300	-
2	30	27,200	12 + 18	11,200	16,000	-
		27,600		11,000	16,600	-
2	30	27,200	15 + 15	13,600	13,600	-
		27,600		13,800	13,800	-
2	30	27,200	6 + 24	5,700	21,500	-
		27,600		5,800	21,800	-
2	33	27,200	9 + 24	7,800	19,400	-
		27,600		7,900	19,700	-
2	33	27,200	15 + 18	12,200	15,000	-
		27,600		12,500	15,100	-
2	36	27,200	18 + 18	13,600	13,600	-
		27,600		13,800	13,800	-
2	36	27,200	12 + 24	9,500	17,700	-
		27,600		9,500	18,100	-
3	18	18,000	6 + 6 + 6	9,000	9,000	-
		22,200		7,400	7,400	7,400
3	21	21,000	6 + 6 + 9	6,000	6,000	9,000
		25,800		7,400	7,400	11,000
3	24	24,000	6 + 6 + 12	6,000	6,000	12,000
		28,400		7,200	7,200	14,000
3	24	24,000	6 + 9 + 9	6,000	9,000	9,000
		28,400		7,100	10,600	10,600
3	27	26,000	6 + 6 + 15	6,000	6,000	14,000
		28,400		6,400	6,400	15,600
3	27	26,000	6 + 9 + 12	5,800	8,700	11,600
		28,400		6,400	9,500	12,500
3	27	26,000	9 + 9 + 9	8,700	8,700	8,700
		28,400		9,500	9,500	9,500

MULTI-ZONE MATCHES

Specifications are subject to change without notice.



## MXZ-3C30NA2 INDOOR UNIT COMBINATIONS, contd.

**NON-DUCTED:**

# of indoor unit	Total Nominal Capacity (x1000 Btu/h)	Total Indoor Unit Capacity (Btu/h)	Operational Performance for Indoor Unit Combinations (Unit A + Unit B + Unit C)	Cooling Capacity Range (Btu/h)		
				Heating Capacity Range (Btu/h)		
				Unit A	Unit B	Unit C
3	30	28,400	6 + 6 + 18	5,800	5,800	16,700
		28,600		5,800	5,800	17,000
3	30	28,400	6 + 9 + 15	5,900	8,800	13,700
		28,600		5,800	8,600	14,100
3	30	28,400	6 + 12 + 12	5,700	11,400	11,400
		28,600		5,800	11,400	11,400
3	30	28,400	9 + 9 + 12	8,500	8,500	11,400
		28,600		8,600	8,600	11,300
3	33	29,600	6 + 9 + 18	5,500	8,300	15,800
		29,600		5,500	8,100	16,000
3	33	29,600	6 + 12 + 15	5,600	11,100	13,000
		29,600		5,500	10,700	13,400
3	33	29,600	9 + 9 + 15	8,300	8,300	13,000
		29,600		8,100	8,100	13,300
3	33	29,600	9 + 12 + 12	8,100	10,800	10,800
		29,600		8,200	10,700	10,700
3	36	30,000	6 + 6 + 24	5,200	5,200	19,600
		30,000		5,200	5,200	19,500
3	36	30,000	6 + 12 + 18	5,100	10,200	14,700
		30,000		5,100	10,000	14,900
3	36	30,000	12 + 12 + 12	10,000	10,000	10,000
		30,000		10,000	10,000	10,000
3	36	30,000	6 + 15 + 15	5,300	12,400	12,400
		30,000		5,100	12,400	12,400
3	36	30,000	9 + 9 + 18	7,700	7,700	14,700
		30,000		7,600	7,600	14,900
3	36	30,000	9 + 12 + 15	7,700	10,300	12,000
		30,000		7,600	10,000	12,400

Specifications are subject to change without notice.

# MXZ-3C30NA2 INDOOR UNIT COMBINATIONS, contd.

**DUCTED:**

# of indoor unit	Total Nominal Capacity (x1000 Btu/h)	Total Indoor Unit Capacity (Btu/h)	Operational Performance for Indoor Unit Combinations (Unit A + Unit B + Unit C)	Cooling Capacity Range (Btu/h)		
				Heating Capacity Range (Btu/h)		
				Unit A	Unit B	Unit C
1	9	9,000	9	9,000	-	-
		10,900		10,900	-	-
1	12	12,000	12	12,000	-	-
		13,600		13,600	-	-
1	15	15,000	15	15,000	-	-
		18,000		18,000	-	-
1	18	17,200	18	17,200	-	-
		21,600		21,600	-	-
1	24	24,000	24	24,000	-	-
		26,000		26,000	-	-
2	18	18,000	9 + 9	9,000	9,000	-
		21,800		10,900	10,900	-
2	21	21,000	9 + 12	9,000	12,000	-
		24,500		10,900	13,600	-
2	24	24,000	9 + 15	9,000	15,000	-
		27,200		10,300	16,900	-
2	27	26,200	9 + 18	9,000	17,200	-
		27,400		9,200	18,200	-
2	33	27,200	9 + 24	7,400	19,800	-
		27,400		8,100	19,300	-
2	24	24,000	12 + 12	12,000	12,000	-
		27,200		13,600	13,600	-
2	27	26,200	12 + 15	11,600	14,600	-
		27,400		11,800	15,600	-
2	30	27,200	12 + 18	11,200	16,000	-
		27,400		10,600	16,800	-
2	36	27,200	12 + 24	9,100	18,100	-
		27,400		9,400	18,000	-
2	30	27,200	15 + 15	13,600	13,600	-
		27,400		13,700	13,700	-
2	33	27,200	15 + 18	12,700	14,500	-
		27,400		12,500	14,900	-
2	36	27,200	18 + 18	13,600	13,600	-
		27,400		13,700	13,700	-
3	27	27,000	9 + 9 + 9	9,000	9,000	9,000
		27,400		9,100	9,100	9,100
3	30	27,400	9 + 9 + 12	8,200	8,200	11,000
		27,600		8,500	8,500	10,600
3	33	27,800	9 + 9 + 15	7,600	7,600	12,600
		27,800		7,600	7,600	12,600
3	33	27,800	9 + 12 + 12	7,600	10,100	10,100
		27,800		8,000	9,900	9,900
3	36	28,200	9 + 9 + 18	7,200	7,200	13,800
		28,000		7,000	7,000	13,900
3	36	28,200	9 + 12 + 15	7,100	9,400	11,800
		28,000		7,200	9,000	11,900
3	36	28,200	12 + 12 + 12	9,400	9,400	9,400
		28,000		9,300	9,300	9,300

MULTI-ZONE MATCHES

Specifications are subject to change without notice.



# MXZ-4C36NA2 INDOOR UNIT COMBINATIONS

**NON-DUCTED:**

# of indoor unit	Total Nominal Capacity (x1000 Btu/h)	Total Indoor Unit Capacity (Btu/h)	Operational Performance for Indoor Unit Combinations (Unit A + Unit B + Unit C + Unit D)	Cooling Capacity Range (Btu/h)			
				Heating Capacity Range (Btu/h)			
				Unit A	Unit B	Unit C	Unit D
1	6	6,000	6	6,000	-	-	-
		7,400		7,400	-	-	-
1	9	9,000	9	9,000	-	-	-
		11,000		11,000	-	-	-
1	12	12,000	12	12,000	-	-	-
		14,400		14,400	-	-	-
1	15	14,000	15	14,000	-	-	-
		18,000		18,000	-	-	-
1	18	17,200	18	17,200	-	-	-
		21,600		21,600	-	-	-
1	24	22,500	24	22,500	-	-	-
		27,600		27,600	-	-	-
2	12	12,000	6 + 6	6,000	6,000	-	-
		14,800		7,400	7,400	-	-
2	15	15,000	6 + 9	6,000	9,000	-	-
		18,400		7,400	11,000	-	-
2	18	18,000	6 + 12	6,000	12,000	-	-
		22,000		7,500	14,500	-	-
2	18	18,000	9 + 9	9,000	9,000	-	-
		22,000		11,000	11,000	-	-
2	21	20,000	6 + 15	6,000	14,000	-	-
		25,400		7,400	18,000	-	-
2	21	20,000	9 + 12	8,600	11,400	-	-
		25,400		11,000	14,400	-	-
2	24	23,000	6 + 18	5,900	17,100	-	-
		28,000		7,100	20,900	-	-
2	24	23,000	9 + 15	9,000	14,000	-	-
		28,000		10,600	17,400	-	-
2	24	23,000	12 + 12	11,500	11,500	-	-
		28,000		14,000	14,000	-	-
2	27	25,800	9 + 18	8,900	16,900	-	-
		28,000		9,400	18,600	-	-
2	27	25,800	12 + 15	11,900	13,900	-	-
		28,000		12,400	15,600	-	-
2	30	28,000	6 + 24	5,900	22,100	-	-
		28,000		5,900	22,100	-	-
2	30	28,000	12 + 18	11,500	16,500	-	-
		28,000		11,200	16,800	-	-
2	30	28,000	15 + 15	14,000	14,000	-	-
		28,000		14,000	14,000	-	-
2	33	28,000	9 + 24	8,000	20,000	-	-
		28,000		8,000	20,000	-	-
2	33	28,000	15 + 18	12,600	15,400	-	-
		28,000		12,700	15,300	-	-
2	36	28,000	12 + 24	9,700	18,300	-	-
		28,000		9,600	18,400	-	-
2	36	28,000	18 + 18	14,000	14,000	-	-
		28,000		14,000	14,000	-	-
3	18	18,000	6 + 6 + 6	6,000	6,000	6,000	-
		22,200		7,400	7,400	7,400	-
3	21	21,000	6 + 6 + 9	6,000	6,000	9,000	-
		25,800		7,400	7,400	11,000	-
3	24	24,000	6 + 6 + 12	6,000	6,000	12,000	-
		29,200		7,400	7,400	14,400	-
3	27	26,000	6 + 6 + 15	6,000	6,000	14,000	-
		32,800		7,400	7,400	18,000	-
3	30	28,400	6 + 6 + 18	5,800	5,800	16,700	-
		32,800		6,700	6,700	19,500	-
3	36	32,000	6 + 6 + 24	5,600	5,600	20,900	-
		32,800		5,700	5,700	21,400	-

MULTI-ZONE MATCHES

Specifications are subject to change without notice.

# MXZ-4C36NA2 INDOOR UNIT COMBINATIONS, contd.

**NON-DUCTED:**

# of indoor unit	Total Nominal Capacity (x1000 Btu/h)	Total Indoor Unit Capacity (Btu/h)	Operational Performance for Indoor Unit Combinations (Unit A + Unit B + Unit C + Unit D)	Cooling Capacity Range (Btu/h)			
				Heating Capacity Range (Btu/h)			
				Unit A	Unit B	Unit C	Unit D
3	24	24,000	6 + 9 + 9	6,000	9,000	9,000	-
		29,200		7,300	10,900	10,900	-
3	27	26,000	6 + 9 + 12	5,800	8,700	11,600	-
		32,800		7,400	11,000	14,400	-
3	30	28,400	6 + 9 + 15	5,900	8,800	13,700	-
		32,800		6,700	9,900	16,200	-
3	33	32,000	6 + 9 + 18	6,000	8,900	17,100	-
		32,800		6,100	9,000	17,700	-
3	39	32,000	6 + 9 + 24	5,100	7,700	19,200	-
		32,800		5,300	7,800	19,700	-
3	30	28,400	6 + 12 + 12	5,700	11,400	11,400	-
		32,800		6,700	13,000	13,000	-
3	33	32,000	6 + 12 + 15	6,000	12,000	14,000	-
		32,800		6,100	11,900	14,800	-
3	36	32,000	6 + 12 + 18	5,500	10,900	15,600	-
		32,800		5,600	10,900	16,300	-
3	42	32,000	6 + 12 + 24	4,700	9,500	17,800	-
		32,800		4,900	9,600	18,300	-
3	36	32,000	6 + 15 + 15	5,600	13,200	13,200	-
		32,800		5,600	13,600	13,600	-
3	39	32,000	6 + 15 + 18	5,200	12,000	14,800	-
		32,800		5,200	12,600	15,100	-
3	42	32,000	6 + 18 + 18	4,800	13,600	13,600	-
		32,800		4,800	14,000	14,000	-
3	27	26,000	9 + 9 + 9	8,700	8,700	8,700	-
		32,800		10,900	10,900	10,900	-
3	30	28,400	9 + 9 + 12	8,500	8,500	11,400	-
		32,800		9,900	9,900	13,000	-
3	33	32,000	9 + 9 + 15	9,000	9,000	14,000	-
		32,800		9,000	9,000	14,800	-
3	36	32,000	9 + 9 + 18	8,200	8,200	15,600	-
		32,800		8,300	8,300	16,200	-
3	42	32,000	9 + 9 + 24	7,100	7,100	17,800	-
		32,800		7,300	7,300	18,300	-
3	33	32,000	9 + 12 + 12	8,700	11,600	11,600	-
		32,800		9,100	11,900	11,900	-
3	36	32,000	9 + 12 + 15	8,200	11,000	12,800	-
		32,800		8,300	10,900	13,600	-
3	39	32,000	9 + 12 + 18	7,500	10,100	14,400	-
		32,800		7,700	10,000	15,100	-
3	39	32,000	9 + 15 + 15	7,800	12,100	12,100	-
		32,800		7,700	12,600	12,600	-
3	42	32,000	9 + 15 + 18	7,200	11,100	13,700	-
		32,800		7,100	11,700	14,000	-
3	36	32,000	12 + 12 + 12	10,700	10,700	10,700	-
		32,800		10,900	10,900	10,900	-
3	39	32,000	12 + 12 + 15	10,100	10,100	11,800	-
		32,800		10,100	10,100	12,600	-
3	42	32,000	12 + 12 + 18	9,300	9,300	13,400	-
		32,800		9,400	9,400	14,100	-
3	42	32,000	12 + 15 + 15	9,600	11,200	11,200	-
		32,800		9,400	11,700	11,700	-
4	24	24,000	6 + 6 + 6 + 6	6,000	6,000	6,000	6,000
		29,600		7,400	7,400	7,400	7,400
4	27	27,000	6 + 6 + 6 + 9	6,000	6,000	6,000	9,000
		33,200		7,400	7,400	7,400	11,000
4	30	30,000	6 + 6 + 6 + 12	6,000	6,000	6,000	12,000
		35,800		7,200	7,200	7,200	14,100
4	33	32,000	6 + 6 + 6 + 15	6,000	6,000	6,000	14,000
		35,800		6,600	6,600	6,600	16,000

MULTI-ZONE MATCHES

Specifications are subject to change without notice.



# MXZ-4C36NA2 INDOOR UNIT COMBINATIONS, contd.

**NON-DUCTED:**

# of indoor unit	Total Nominal Capacity (x1000 Btu/h)	Total Indoor Unit Capacity (Btu/h)	Operational Performance for Indoor Unit Combinations (Unit A + Unit B + Unit C + Unit D)	Cooling Capacity Range (Btu/h)			
				Heating Capacity Range (Btu/h)			
				Unit A	Unit B	Unit C	Unit D
4	36	32,000	6 + 6 + 6 + 18	5,500	5,500	5,500	15,600
		32,800		5,500	5,500	5,500	16,200
4	42	32,000	6 + 6 + 6 + 24	4,700	4,700	4,700	17,800
		32,800		4,900	4,900	4,900	18,200
4	30	30,000	6 + 6 + 9 + 9	6,000	6,000	9,000	9,000
		35,800		7,200	7,200	10,700	10,700
4	33	32,000	6 + 6 + 9 + 12	5,800	5,800	8,700	11,600
		35,800		6,600	6,600	9,800	12,800
4	36	35,400	6 + 6 + 9 + 15	6,100	6,100	9,100	14,200
		36,000		6,100	6,100	9,000	14,800
4	39	36,000	6 + 6 + 9 + 18	5,700	5,700	8,500	16,200
		36,000		5,600	5,600	8,400	16,400
4	36	35,400	6 + 6 + 12 + 12	5,900	5,900	11,800	11,800
		36,000		6,100	6,100	11,900	11,900
4	39	36,000	6 + 6 + 12 + 15	5,700	5,700	11,400	13,300
		36,000		5,600	5,600	11,000	13,700
4	42	36,000	6 + 6 + 12 + 18	5,200	5,200	10,500	15,000
		36,000		5,200	5,200	10,200	15,300
4	42	36,000	6 + 6 + 15 + 15	5,400	5,400	12,600	12,600
		36,000		5,200	5,200	12,800	12,800
4	33	32,000	6 + 9 + 9 + 9	5,800	8,700	8,700	8,700
		35,800		6,600	9,700	9,700	9,700
4	36	35,400	6 + 9 + 9 + 12	5,900	8,900	8,900	11,800
		36,000		6,100	9,000	9,000	11,800
4	39	36,000	6 + 9 + 9 + 15	5,700	8,500	8,500	13,300
		36,000		5,600	8,400	8,400	13,700
4	42	36,000	6 + 9 + 9 + 18	5,200	7,900	7,900	15,000
		36,000		5,200	7,800	7,800	15,200
4	39	36,000	6 + 9 + 12 + 12	5,500	8,300	11,100	11,100
		36,000		5,600	8,400	11,000	11,000
4	42	36,000	6 + 9 + 12 + 15	5,300	7,900	10,500	12,300
		36,000		5,200	7,800	10,200	12,800
4	42	36,000	6 + 12 + 12 + 12	5,100	10,300	10,300	10,300
		36,000		5,300	10,200	10,200	10,200
4	36	35,400	9 + 9 + 9 + 9	8,900	8,900	8,900	8,900
		36,000		9,000	9,000	9,000	9,000
4	39	36,000	9 + 9 + 9 + 12	8,300	8,300	8,300	11,100
		36,000		8,400	8,400	8,400	10,900
4	42	36,000	9 + 9 + 9 + 15	7,900	7,900	7,900	12,300
		36,000		7,800	7,800	7,800	12,700
4	42	36,000	9 + 9 + 12 + 12	7,700	7,700	10,300	10,300
		36,000		7,800	7,800	10,200	10,200

MULTI-ZONE MATCHES

Specifications are subject to change without notice.

# MXZ-4C36NA2 INDOOR UNIT COMBINATIONS, contd.

**DUCTED:**

# of indoor unit	Total Nominal Capacity (x1000 Btu/h)	Total Indoor Unit Capacity (Btu/h)	Operational Performance for Indoor Unit Combinations (Unit A + Unit B + Unit C + Unit D)	Cooling Capacity Range (Btu/h)			
				Heating Capacity Range (Btu/h)			
				Unit A	Unit B	Unit C	Unit D
1	9	9,000	9	9,000	-	-	-
		10,900		10,900	-	-	-
1	12	12,000	12	12,000	-	-	-
		13,600		13,600	-	-	-
1	15	15,000	15	15,000	-	-	-
		18,000		18,000	-	-	-
1	18	17,200	18	17,200	-	-	-
		21,600		21,600	-	-	-
1	24	24,000	24	24,000	-	-	-
		26,000		26,000	-	-	-
2	18	18,000	9 + 9	9,000	9,000	-	-
		21,800		10,900	10,900	-	-
2	21	21,000	9 + 12	9,000	12,000	-	-
		24,500		10,900	13,600	-	-
2	24	24,000	9 + 15	9,000	15,000	-	-
		27,200		10,300	16,900	-	-
2	27	26,200	9 + 18	9,000	17,200	-	-
		28,000		9,400	18,600	-	-
2	33	28,000	9 + 24	7,600	20,400	-	-
		28,000		8,300	19,700	-	-
2	24	24,000	12 + 12	12,000	12,000	-	-
		27,200		13,600	13,600	-	-
2	27	26,200	12 + 15	11,600	14,600	-	-
		28,000		12,100	15,900	-	-
2	30	28,000	12 + 18	11,500	16,500	-	-
		28,000		10,800	17,200	-	-
2	36	28,000	12 + 24	9,300	18,700	-	-
		28,000		9,600	18,400	-	-
2	30	28,000	15 + 15	14,000	14,000	-	-
		28,000		14,000	14,000	-	-
2	33	28,000	15 + 18	13,000	15,000	-	-
		28,000		12,700	15,300	-	-
2	36	28,000	18 + 18	14,000	14,000	-	-
		28,000		14,000	14,000	-	-
3	27	27,000	9 + 9 + 9	9,000	9,000	9,000	-
		32,700		10,900	10,900	10,900	-
3	30	30,000	9 + 9 + 12	9,000	9,000	12,000	-
		32,700		10,100	10,100	12,600	-
3	33	32,000	9 + 9 + 15	8,700	8,700	14,500	-
		32,700		9,000	9,000	14,800	-
3	36	32,000	9 + 9 + 18	8,200	8,200	15,600	-
		32,700		8,200	8,200	16,300	-
3	42	32,000	9 + 9 + 24	6,900	6,900	18,300	-
		32,700		7,500	7,500	17,800	-
3	33	32,000	9 + 12 + 12	8,700	11,600	11,600	-
		32,700		9,400	11,700	11,700	-
3	36	32,000	9 + 12 + 15	8,000	10,700	13,300	-
		32,700		8,400	10,500	13,800	-
3	36	32,000	12 + 12 + 12	10,700	10,700	10,700	-
		32,700		10,900	10,900	10,900	-
3	39	32,000	9 + 12 + 18	7,500	10,100	14,400	-
		32,700		7,700	9,600	15,300	-
3	39	32,000	9 + 15 + 15	7,400	12,300	12,300	-
		32,700		7,600	12,600	12,600	-
3	39	32,000	12 + 12 + 15	9,800	9,800	12,300	-
		32,700		9,800	9,800	13,000	-
3	42	32,000	9 + 15 + 18	7,000	11,700	13,400	-
		32,700		7,100	11,700	14,000	-
3	42	32,000	12 + 12 + 18	9,300	9,300	13,400	-
		32,700		9,100	9,100	14,500	-

MULTI-ZONE MATCHES

Specifications are subject to change without notice.



## MXZ-4C36NA2 INDOOR UNIT COMBINATIONS, contd.

**DUCTED:**

# of indoor unit	Total Nominal Capacity (x1000 Btu/h)	Total Indoor Unit Capacity (Btu/h)	Operational Performance for Indoor Unit Combinations (Unit A + Unit B + Unit C + Unit D)	Cooling Capacity Range (Btu/h)			
				Heating Capacity Range (Btu/h)			
				Unit A	Unit B	Unit C	Unit D
3	42	32,000	12 + 15 + 15	9,100	11,400	11,400	-
		32,700		9,000	11,900	11,900	-
4	36	34,400	9 + 9 + 9 + 9	8,600	8,600	8,600	8,600
		34,400		8,600	8,600	8,600	8,600
4	39	34,800	9 + 9 + 9 + 12	8,000	8,000	8,000	10,700
		34,800		8,200	8,200	8,200	10,200
4	42	35,200	9 + 9 + 9 + 15	7,500	7,500	7,500	12,600
		35,200		7,600	7,600	7,600	12,500
4	42	35,200	9 + 9 + 12 + 12	7,500	7,500	10,100	10,100
		35,200		7,800	7,800	9,800	9,800

Specifications are subject to change without notice.

# MXZ-5C42NA2 INDOOR UNIT COMBINATIONS

**NON-DUCTED:**

# of indoor unit	Total Nominal Capacity (x1000 Btu/h)	Total Indoor Unit Capacity (Btu/h)	Operational Performance for Indoor Unit Combinations (Unit A + Unit B + Unit C + Unit D + Unit E)	Cooling Capacity Range (Btu/h)				
				Heating Capacity Range (Btu/h)				
				Unit A	Unit B	Unit C	Unit D	Unit E
1	6	6,000	6	6,000	-	-	-	-
		7,400		7,400	-	-	-	-
1	9	9,000	9	9,000	-	-	-	-
		11,000		11,000	-	-	-	-
1	12	12,000	12	12,000	-	-	-	-
		14,400		14,400	-	-	-	-
1	15	14,000	15	14,000	-	-	-	-
		18,000		18,000	-	-	-	-
1	18	17,200	18	17,200	-	-	-	-
		21,600		21,600	-	-	-	-
1	24	22,500	24	22,500	-	-	-	-
		27,600		27,600	-	-	-	-
2	12	12,000	6 + 6	6,000	6,000	-	-	-
		14,800		7,400	7,400	-	-	-
2	15	15,000	6 + 9	6,000	9,000	-	-	-
		18,400		7,400	11,000	-	-	-
2	18	18,000	6 + 12	6,000	12,000	-	-	-
		22,000		7,500	14,500	-	-	-
2	18	18,000	9 + 9	9,000	9,000	-	-	-
		22,000		11,000	11,000	-	-	-
2	21	20,000	6 + 15	6,000	14,000	-	-	-
		25,400		7,400	18,000	-	-	-
2	21	20,000	9 + 12	8,600	11,400	-	-	-
		2,540		1,100	1,400	-	-	-
2	24	23,000	6 + 18	5,900	17,100	-	-	-
		28,000		7,100	20,900	-	-	-
2	24	23,000	9 + 15	9,000	14,000	-	-	-
		28,000		10,600	17,400	-	-	-
2	24	23,000	12 + 12	11,500	11,500	-	-	-
		28,000		14,000	14,000	-	-	-
2	27	25,800	9 + 18	8,900	16,900	-	-	-
		28,000		9,400	18,600	-	-	-
2	27	25,800	12 + 15	11,900	13,900	-	-	-
		28,000		12,400	15,600	-	-	-
2	30	28,000	6 + 24	5,900	22,100	-	-	-
		28,000		5,900	22,100	-	-	-
2	30	28,000	12 + 18	11,500	16,500	-	-	-
		28,000		11,200	16,800	-	-	-
2	30	28,000	15 + 15	14,000	14,000	-	-	-
		28,000		14,000	14,000	-	-	-
2	33	28,000	9 + 24	8,000	20,000	-	-	-
		28,000		8,000	20,000	-	-	-
2	33	28,000	15 + 18	12,600	15,400	-	-	-
		28,000		12,700	15,300	-	-	-
2	36	28,000	12 + 24	9,700	18,300	-	-	-
		28,000		9,600	18,400	-	-	-
2	36	28,000	18 + 18	14,000	14,000	-	-	-
		28,000		14,000	14,000	-	-	-
2	39	29,000	15 + 24	11,100	17,900	-	-	-
		29,000		11,400	17,600	-	-	-
2	42	29,000	18 + 24	12,600	16,400	-	-	-
		29,000		12,700	16,300	-	-	-
2	48	30,000	24 + 24	15,000	15,000	-	-	-
		30,000		15,000	15,000	-	-	-
3	18	18,000	6 + 6 + 6	6,000	6,000	6,000	-	-
		22,200		7,400	7,400	7,400	-	-
3	21	21,000	6 + 6 + 9	6,000	6,000	9,000	-	-
		25,800		7,400	7,400	11,000	-	-
3	24	24,000	6 + 6 + 12	6,000	6,000	12,000	-	-
		29,200		7,400	7,400	14,400	-	-

MULTI-ZONE MATCHES

Specifications are subject to change without notice.

# MXZ-5C42NA2 INDOOR UNIT COMBINATIONS, contd.

**NON-DUCTED:**

# of indoor unit	Total Nominal Capacity (x1000 Btu/h)	Total Indoor Unit Capacity (Btu/h)	Operational Performance for Indoor Unit Combinations (Unit A + Unit B + Unit C + Unit D + Unit E)	Cooling Capacity Range (Btu/h)				
				Heating Capacity Range (Btu/h)				
				Unit A	Unit B	Unit C	Unit D	Unit E
3	24	24,000	6 + 9 + 9	6,000	9,000	9,000	-	-
		29,200		7,300	10,900	10,900	-	-
3	27	26,000	6 + 6 + 15	6,000	6,000	14,000	-	-
		32,800		7,400	7,400	18,000	-	-
3	27	26,000	6 + 9 + 12	5,800	8,700	11,600	-	-
		32,800		7,400	11,000	14,400	-	-
3	27	26,000	9 + 9 + 9	8,700	8,700	8,700	-	-
		32,800		10,900	10,900	10,900	-	-
3	30	29,000	6 + 6 + 18	6,000	6,000	17,100	-	-
		32,800		6,700	6,700	19,500	-	-
3	30	29,000	6 + 9 + 15	6,000	9,000	14,000	-	-
		32,800		6,700	9,900	16,200	-	-
3	30	29,000	6 + 12 + 12	5,800	11,600	11,600	-	-
		32,800		6,700	13,000	13,000	-	-
3	30	29,000	9 + 9 + 12	8,700	8,700	11,600	-	-
		32,800		9,900	9,900	13,000	-	-
3	33	32,000	6 + 9 + 18	6,000	8,900	17,100	-	-
		32,800		6,100	9,000	17,700	-	-
3	33	32,000	6 + 12 + 15	6,000	12,000	14,000	-	-
		32,800		6,100	11,900	14,800	-	-
3	33	32,000	9 + 9 + 15	9,000	9,000	14,000	-	-
		32,800		9,000	9,000	14,800	-	-
3	33	32,000	9 + 12 + 12	8,700	11,600	11,600	-	-
		32,800		9,100	11,900	11,900	-	-
3	36	32,600	6 + 6 + 24	5,700	5,700	21,300	-	-
		32,800		5,700	5,700	21,400	-	-
3	36	32,600	6 + 12 + 18	5,600	11,100	15,900	-	-
		32,800		5,600	10,900	16,300	-	-
3	36	32,600	6 + 15 + 15	5,800	13,400	13,400	-	-
		32,800		5,600	13,600	13,600	-	-
3	36	32,600	9 + 9 + 18	8,300	8,300	15,900	-	-
		32,800		8,300	8,300	16,200	-	-
3	36	32,600	9 + 12 + 15	8,400	11,200	13,000	-	-
		32,800		8,300	10,900	13,600	-	-
3	36	32,600	12 + 12 + 12	10,900	10,900	10,900	-	-
		32,800		10,900	10,900	10,900	-	-
3	39	32,600	6 + 9 + 24	5,200	7,800	19,600	-	-
		32,800		5,300	7,800	19,700	-	-
3	39	32,600	6 + 15 + 18	5,300	12,300	15,100	-	-
		32,800		5,200	12,600	15,100	-	-
3	39	32,600	9 + 12 + 18	7,700	10,200	14,700	-	-
		32,800		7,700	10,000	15,100	-	-
3	39	32,600	9 + 15 + 15	7,900	12,300	12,300	-	-
		32,800		7,700	12,600	12,600	-	-
3	39	32,600	12 + 12 + 15	10,300	10,300	12,000	-	-
		32,800		10,100	10,100	12,600	-	-
3	42	32,600	6 + 12 + 24	4,800	9,700	18,100	-	-
		32,800		4,900	9,600	18,300	-	-
3	42	32,600	6 + 18 + 18	4,800	13,900	13,900	-	-
		32,800		4,800	14,000	14,000	-	-
3	42	32,600	9 + 9 + 24	7,200	7,200	18,100	-	-
		32,800		7,300	7,300	18,300	-	-
3	42	32,600	9 + 15 + 18	7,300	11,400	13,900	-	-
		32,800		7,100	11,700	14,000	-	-
3	42	32,600	12 + 12 + 18	9,500	9,500	13,600	-	-
		32,800		9,400	9,400	14,100	-	-
3	42	32,600	12 + 15 + 15	9,800	11,400	11,400	-	-
		32,800		9,400	11,700	11,700	-	-
3	45	32,600	6 + 15 + 24	4,600	10,700	17,300	-	-
		32,800		4,600	11,100	17,100	-	-
3	45	32,600	9 + 12 + 24	6,700	9,000	16,900	-	-
		32,800		6,800	8,900	17,100	-	-

MULTI-ZONE MATCHES

Specifications are subject to change without notice.

# MXZ-5C42NA2 INDOOR UNIT COMBINATIONS, contd.

**NON-DUCTED:**

# of indoor unit	Total Nominal Capacity (x1000 Btu/h)	Total Indoor Unit Capacity (Btu/h)	Operational Performance for Indoor Unit Combinations (Unit A + Unit B + Unit C + Unit D + Unit E)	Cooling Capacity Range (Btu/h)				
				Heating Capacity Range (Btu/h)				
				Unit A	Unit B	Unit C	Unit D	Unit E
3	45	32,600	9 + 18 + 18	6,800	12,900	12,900	-	-
		32,800		6,700	13,100	13,100	-	-
3	45	32,600	12 + 15 + 18	9,100	10,600	13,000	-	-
		32,800		8,700	10,900	13,100	-	-
3	45	32,600	15 + 15 + 15	10,900	10,900	10,900	-	-
		32,800		10,900	10,900	10,900	-	-
3	48	32,600	6 + 18 + 24	4,300	12,300	16,100	-	-
		32,800		4,300	12,500	16,000	-	-
3	48	32,600	9 + 15 + 24	6,400	10,000	16,100	-	-
		32,800		6,400	10,400	16,000	-	-
3	48	32,600	12 + 12 + 24	8,400	8,400	15,800	-	-
		32,800		8,400	8,400	16,100	-	-
3	48	32,600	12 + 18 + 18	8,400	12,100	12,100	-	-
		32,800		8,200	12,300	12,300	-	-
3	48	32,600	15 + 15 + 18	10,100	10,100	12,400	-	-
		32,800		10,300	10,300	12,300	-	-
3	51	32,600	9 + 18 + 24	6,000	11,500	15,100	-	-
		32,800		6,000	11,800	15,000	-	-
3	51	32,600	12 + 15 + 24	8,100	9,400	15,100	-	-
		32,800		7,900	9,800	15,100	-	-
3	51	32,600	15 + 18 + 18 +	9,400	11,600	11,600	-	-
		32,800		9,600	11,600	11,600	-	-
4	24	24,000	6 + 6 + 6 + 6	6,000	6,000	6,000	6,000	-
		29,600		7,400	7,400	7,400	7,400	-
4	27	27,000	6 + 6 + 6 + 9	6,000	6,000	6,000	9,000	-
		33,200		7,400	7,400	7,400	11,000	-
4	30	30,000	6 + 6 + 6 + 12	6,000	6,000	6,000	12,000	-
		36,000		7,300	7,300	7,300	14,200	-
4	30	30,000	6 + 6 + 9 + 9	6,000	6,000	9,000	9,000	-
		36,000		7,200	7,200	10,800	10,800	-
4	33	32,000	6 + 6 + 6 + 15	6,000	6,000	6,000	14,000	-
		36,000		6,600	6,600	6,600	16,100	-
4	33	32,000	6 + 6 + 9 + 12	5,800	5,800	8,700	11,600	-
		36,000		6,600	6,600	9,900	12,900	-
4	33	32,000	6 + 9 + 9 + 9	5,800	8,700	8,700	8,700	-
		36,000		6,600	9,800	9,800	9,800	-
4	36	35,400	6 + 6 + 6 + 18	6,000	6,000	6,000	17,300	-
		36,000		6,100	6,100	6,100	17,800	-
4	36	35,400	6 + 6 + 9 + 15	6,100	6,100	9,100	14,200	-
		36,000		6,100	6,100	9,000	14,800	-
4	36	35,400	6 + 6 + 12 + 12	5,900	5,900	11,800	11,800	-
		36,000		6,100	6,100	11,900	11,900	-
4	36	35,400	6 + 9 + 9 + 12	5,900	8,900	8,900	11,800	-
		36,000		6,100	9,000	9,000	11,800	-
4	36	35,400	9 + 9 + 9 + 9	8,900	8,900	8,900	8,900	-
		36,000		9,000	9,000	9,000	9,000	-
4	39	38,000	6 + 6 + 9 + 18	6,000	6,000	9,000	17,100	-
		38,000		5,900	5,900	8,800	17,300	-
4	39	38,000	6 + 6 + 12 + 15	6,000	6,000	12,000	14,000	-
		38,000		6,000	6,000	11,600	14,500	-
4	39	38,000	6 + 9 + 9 + 15	6,000	9,000	9,000	14,000	-
		38,000		5,900	8,800	8,800	14,400	-
4	39	38,000	6 + 9 + 12 + 12	5,800	8,800	11,700	11,700	-
		38,000		6,000	8,900	11,600	11,600	-
4	39	38,000	9 + 9 + 9 + 12	8,800	8,800	8,800	11,700	-
		38,000		8,800	8,800	8,800	11,500	-
4	42	38,000	6 + 6 + 6 + 24	5,600	5,600	5,600	21,100	-
		38,000		5,600	5,600	5,600	21,100	-
4	42	38,000	6 + 6 + 12 + 18	5,500	5,500	11,100	15,900	-
		38,000		5,500	5,500	10,800	16,200	-
4	42	38,000	6 + 6 + 15 + 15	5,700	5,700	13,300	13,300	-
		38,000		5,500	5,500	13,500	13,500	-

MULTI-ZONE MATCHES

Specifications are subject to change without notice.



# MXZ-5C42NA2 INDOOR UNIT COMBINATIONS, contd.

**NON-DUCTED:**

# of indoor unit	Total Nominal Capacity (x1000 Btu/h)	Total Indoor Unit Capacity (Btu/h)	Operational Performance for Indoor Unit Combinations (Unit A + Unit B + Unit C + Unit D + Unit E)	Cooling Capacity Range (Btu/h)				
				Heating Capacity Range (Btu/h)				
				Unit A	Unit B	Unit C	Unit D	Unit E
4	42	38,000	6 + 9 + 9 + 18	5,500	8,300	8,300	15,900	-
		38,000		5,500	8,200	8,200	16,100	-
4	42	38,000	6 + 9 + 12 + 15	5,600	8,300	11,100	13,000	-
		38,000		5,500	8,200	10,800	13,500	-
4	42	38,000	6 + 12 + 12 + 12	5,400	10,900	10,900	10,900	-
		38,000		5,600	10,800	10,800	10,800	-
4	42	38,000	9 + 9 + 9 + 15	8,300	8,300	8,300	13,000	-
		38,000		8,200	8,200	8,200	13,400	-
4	42	38,000	9 + 9 + 12 + 12	8,100	8,100	10,900	10,900	-
		38,000		8,200	8,200	10,800	10,800	-
4	45	38,000	6 + 6 + 9 + 24	5,200	5,200	7,900	19,700	-
		38,000		5,300	5,300	7,800	19,600	-
4	45	38,000	6 + 6 + 15 + 18	5,300	5,300	12,300	15,100	-
		38,000		5,200	5,200	12,600	15,100	-
4	45	38,000	6 + 9 + 12 + 18	5,200	7,700	10,300	14,800	-
		38,000		5,200	7,700	10,100	15,100	-
4	45	38,000	6 + 9 + 15 + 15	5,300	8,000	12,400	12,400	-
		38,000		5,200	7,700	12,600	12,600	-
4	45	38,000	6 + 12 + 12 + 15	5,200	10,400	10,400	12,100	-
		38,000		5,200	10,100	10,100	12,600	-
4	45	38,000	9 + 9 + 9 + 18	7,700	7,700	7,700	14,800	-
		38,000		7,700	7,700	7,700	15,000	-
4	45	38,000	9 + 9 + 12 + 15	7,800	7,800	10,400	12,100	-
		38,000		7,700	7,700	10,100	12,600	-
4	45	38,000	9 + 12 + 12 + 12	7,600	10,100	10,100	10,100	-
		38,000		7,700	10,100	10,100	10,100	-
4	48	38,000	6 + 6 + 12 + 24	4,900	4,900	9,800	18,400	-
		38,000		5,000	5,000	9,600	18,500	-
4	48	38,000	6 + 6 + 18 + 18	4,900	4,900	14,100	14,100	-
		38,000		4,800	4,800	14,200	14,200	-
4	48	38,000	6 + 9 + 9 + 24	4,900	7,400	7,400	18,400	-
		38,000		4,900	7,300	7,300	18,400	-
4	48	38,000	6 + 9 + 15 + 18	4,900	7,400	11,500	14,100	-
		38,000		4,800	7,200	11,800	14,200	-
4	48	38,000	6 + 12 + 12 + 18	4,800	9,700	9,700	13,800	-
		38,000		4,900	9,500	9,500	14,200	-
4	48	38,000	6 + 12 + 15 + 15	5,000	9,900	11,600	11,600	-
		38,000		4,900	9,500	11,800	11,800	-
4	48	38,000	9 + 9 + 12 + 18	7,200	7,200	9,700	13,800	-
		38,000		7,200	7,200	9,400	14,200	-
4	48	38,000	9 + 9 + 15 + 15	7,400	7,400	11,600	11,600	-
		38,000		7,200	7,200	11,800	11,800	-
4	48	38,000	9 + 12 + 12 + 15	7,300	9,700	9,700	11,300	-
		38,000		7,200	9,500	9,500	11,800	-
4	48	38,000	12 + 12 + 12 + 12	9,500	9,500	9,500	9,500	-
		38,000		9,500	9,500	9,500	9,500	-
4	51	38,000	6 + 6 + 15 + 24	4,700	4,700	11,000	17,600	-
		38,000		4,700	4,700	11,300	17,400	-
4	51	38,000	6 + 9 + 12 + 24	4,600	6,900	9,200	17,300	-
		38,000		4,700	6,900	9,100	17,400	-
4	51	38,000	6 + 9 + 18 + 18	4,600	6,900	13,200	13,200	-
		38,000		4,600	6,800	13,300	13,300	-
4	51	38,000	6 + 12 + 15 + 18	4,600	9,300	10,800	13,300	-
		38,000		4,600	8,900	11,100	13,400	-
4	51	38,000	6 + 15 + 15 + 15	4,800	11,100	11,100	11,100	-
		38,000		4,600	11,100	11,100	11,100	-
4	51	38,000	9 + 9 + 9 + 24	6,900	6,900	6,900	17,300	-
		38,000		6,900	6,900	6,900	17,300	-
4	51	38,000	9 + 9 + 15 + 18	7,000	7,000	10,800	13,300	-
		38,000		6,800	6,800	11,100	13,300	-
4	51	38,000	9 + 12 + 12 + 18	6,800	9,100	9,100	13,000	-
		38,000		6,800	8,900	8,900	13,400	-

MULTI-ZONE MATCHES

Specifications are subject to change without notice.

# MXZ-5C42NA2 INDOOR UNIT COMBINATIONS, contd.

**NON-DUCTED:**

# of indoor unit	Total Nominal Capacity (x1000 Btu/h)	Total Indoor Unit Capacity (Btu/h)	Operational Performance for Indoor Unit Combinations (Unit A + Unit B + Unit C + Unit D + Unit E)	Cooling Capacity Range (Btu/h)				
				Heating Capacity Range (Btu/h)				
				Unit A	Unit B	Unit C	Unit D	Unit E
4	51	38,000	9 + 12 + 15 + 15	7,000	9,300	10,900	10,900	-
		38,000		6,800	8,900	11,100	11,100	-
4	51	38,000	12 + 12 + 12 + 15	9,100	9,100	9,100	10,600	-
		38,000		8,900	8,900	8,900	11,200	-
5	30	30,000	6 + 6 + 6 + 6 + 6	6,000	6,000	6,000	6,000	6,000
		37,000		7,400	7,400	7,400	7,400	7,400
5	33	33,000	6 + 6 + 6 + 6 + 9	6,000	6,000	6,000	6,000	9,000
		40,600		7,400	7,400	7,400	7,400	11,000
5	36	36,000	6 + 6 + 6 + 6 + 12	6,000	6,000	6,000	6,000	12,000
		44,000		7,400	7,400	7,400	7,400	14,400
5	36	36,000	6 + 6 + 6 + 9 + 9	6,000	6,000	6,000	9,000	9,000
		44,000		7,400	7,400	7,400	11,000	11,000
5	39	38,000	6 + 6 + 6 + 6 + 15	6,000	6,000	6,000	6,000	14,000
		44,600		6,900	6,900	6,900	6,900	16,900
5	39	38,000	6 + 6 + 6 + 9 + 12	5,800	5,800	5,800	8,800	11,700
		44,600		6,900	6,900	6,900	10,300	13,500
5	39	38,000	6 + 6 + 9 + 9 + 9	5,800	5,800	8,800	8,800	8,800
		44,600		6,900	6,900	10,300	10,300	10,300
5	42	40,500	6 + 6 + 6 + 6 + 18	5,900	5,900	5,900	5,900	16,900
		45,000		6,500	6,500	6,500	6,500	19,000
5	42	40,500	6 + 6 + 6 + 9 + 15	5,900	5,900	5,900	8,900	13,800
		45,000		6,500	6,500	6,500	9,700	15,800
5	42	40,500	6 + 6 + 6 + 12 + 12	5,800	5,800	5,800	11,600	11,600
		45,000		6,500	6,500	6,500	12,700	12,700
5	42	40,500	6 + 6 + 9 + 9 + 12	5,800	5,800	8,700	8,700	11,600
		45,000		6,500	6,500	9,700	9,700	12,700
5	42	40,500	6 + 9 + 9 + 9 + 9	5,800	8,700	8,700	8,700	8,700
		45,000		6,500	9,600	9,600	9,600	9,600
5	45	41,600	6 + 6 + 6 + 9 + 18	5,600	5,600	5,600	8,500	16,200
		45,800		6,200	6,200	6,200	9,200	18,100
5	45	41,600	6 + 6 + 6 + 12 + 15	5,700	5,700	5,700	11,300	13,200
		45,800		6,200	6,200	6,200	12,100	15,100
5	45	41,600	6 + 6 + 9 + 9 + 15	5,700	5,700	8,500	8,500	13,200
		45,800		6,200	6,200	9,200	9,200	15,000
5	45	41,600	6 + 6 + 9 + 12 + 12	5,500	5,500	8,300	11,100	11,100
		45,800		6,200	6,200	9,200	12,100	12,100
5	45	41,600	6 + 9 + 9 + 9 + 12	5,500	8,300	8,300	8,300	11,100
		45,800		6,200	9,200	9,200	9,200	12,000
5	45	41,600	9 + 9 + 9 + 9 + 9	8,300	8,300	8,300	8,300	8,300
		45,800		9,200	9,200	9,200	9,200	9,200
5	48	41,600	6 + 6 + 6 + 6 + 24	5,400	5,400	5,400	5,400	20,100
		45,800		5,900	5,900	5,900	5,900	22,100
5	48	41,600	6 + 6 + 6 + 12 + 18	5,300	5,300	5,300	10,600	15,200
		45,800		5,800	5,800	5,800	11,300	17,000
5	48	41,600	6 + 6 + 6 + 15 + 15	5,400	5,400	5,400	12,700	12,700
		45,800		5,800	5,800	5,800	14,200	14,200
5	48	41,600	6 + 6 + 9 + 9 + 18	5,300	5,300	7,900	7,900	15,200
		45,800		5,800	5,800	8,600	8,600	16,900
5	48	41,600	6 + 6 + 9 + 12 + 15	5,300	5,300	8,000	10,600	12,400
		45,800		5,800	5,800	8,700	11,300	14,200
5	48	41,600	6 + 6 + 12 + 12 + 12	5,200	5,200	10,400	10,400	10,400
		45,800		5,800	5,800	11,400	11,400	11,400
5	48	41,600	6 + 9 + 9 + 9 + 15	5,300	8,000	8,000	8,000	12,400
		45,800		5,800	8,600	8,600	8,600	14,100
5	48	41,600	6 + 9 + 9 + 12 + 12	5,200	7,800	7,800	10,400	10,400
		45,800		5,800	8,700	8,700	11,300	11,300
5	48	41,600	9 + 9 + 9 + 9 + 12	7,800	7,800	7,800	7,800	10,400
		45,800		8,600	8,600	8,600	8,600	11,300
5	51	41,600	6 + 6 + 6 + 9 + 24	5,000	5,000	5,000	7,600	18,900
		46,400		5,600	5,600	5,600	8,400	21,100
5	51	41,600	6 + 6 + 6 + 15 + 18	5,100	5,100	5,100	11,800	14,500
		46,400		5,600	5,600	5,600	13,500	16,200

MULTI-ZONE MATCHES

Specifications are subject to change without notice.



## MXZ-5C42NA2 INDOOR UNIT COMBINATIONS, contd.

**NON-DUCTED:**

# of indoor unit	Total Nominal Capacity (x1000 Btu/h)	Total Indoor Unit Capacity (Btu/h)	Operational Performance for Indoor Unit Combinations (Unit A + Unit B + Unit C + Unit D + Unit E)	Cooling Capacity Range (Btu/h)				
				Heating Capacity Range (Btu/h)				
				Unit A	Unit B	Unit C	Unit D	Unit E
5	51	41,600	6 + 6 + 9 + 12 + 18	5,000	5,000	7,500	9,900	14,300
		46,400		5,600	5,600	8,300	10,800	16,200
5	51	41,600	6 + 6 + 9 + 15 + 15	5,100	5,100	7,600	11,900	11,900
		46,400		5,600	5,600	8,300	13,500	13,500
5	51	41,600	6 + 6 + 12 + 12 + 15	5,000	5,000	10,000	10,000	11,600
		46,400		5,600	5,600	10,800	10,800	13,600
5	51	41,600	6 + 9 + 9 + 9 + 18	5,000	7,500	7,500	7,500	14,300
		46,400		5,500	8,200	8,200	8,200	16,200
5	51	41,600	6 + 9 + 9 + 12 + 15	5,000	7,500	7,500	10,000	11,600
		46,400		5,600	8,300	8,300	10,800	13,500
5	51	41,600	6 + 9 + 12 + 12 + 12	4,900	7,300	9,800	9,800	9,800
		46,400		5,600	8,300	10,800	10,800	10,800
5	51	41,600	9 + 9 + 9 + 9 + 15	7,500	7,500	7,500	7,500	11,600
		46,400		8,200	8,200	8,200	8,200	13,500
5	51	41,600	9 + 9 + 9 + 12 + 12	7,300	7,300	7,300	9,800	9,800
		46,400		8,300	8,300	8,300	10,800	10,800

Specifications are subject to change without notice.

# MXZ-5C42NA2 INDOOR UNIT COMBINATIONS, contd.

**DUCTED:**

# of indoor unit	Total Nominal Capacity (x1000 Btu/h)	Total Indoor Unit Capacity (Btu/h)	Operational Performance for Indoor Unit Combinations (Unit A + Unit B + Unit C + Unit D + Unit E)	Cooling Capacity Range (Btu/h)				
				Heating Capacity Range (Btu/h)				
				Unit A	Unit B	Unit C	Unit D	Unit E
1	9	9,000	9	9,000	-	-	-	-
		10,900		10,900	-	-	-	-
1	12	12,000	12	12,000	-	-	-	-
		13,600		13,600	-	-	-	-
1	15	15,000	15	15,000	-	-	-	-
		18,000		18,000	-	-	-	-
1	18	17,200	18	17,200	-	-	-	-
		21,600		21,600	-	-	-	-
1	24	24,000	24	24,000	-	-	-	-
		26,000		26,000	-	-	-	-
2	18	18,000	9 + 9	9,000	9,000	-	-	-
		21,800		10,900	10,900	-	-	-
2	21	21,000	9 + 12	9,000	12,000	-	-	-
		24,500		10,900	13,600	-	-	-
2	24	24,000	9 + 15	9,000	15,000	-	-	-
		27,200		10,300	16,900	-	-	-
2	27	26,200	9 + 18	9,000	17,200	-	-	-
		28,000		9,400	18,600	-	-	-
2	33	28,000	9 + 24	7,600	20,400	-	-	-
		28,000		8,300	19,700	-	-	-
2	24	24,000	12 + 12	12,000	12,000	-	-	-
		27,200		13,600	13,600	-	-	-
2	27	26,200	12 + 15	11,600	14,600	-	-	-
		28,000		12,100	15,900	-	-	-
2	30	28,000	12 + 18	11,500	16,500	-	-	-
		28,000		10,800	17,200	-	-	-
2	36	28,000	12 + 24	9,300	18,700	-	-	-
		28,000		9,600	18,400	-	-	-
2	30	28,000	15 + 15	14,000	14,000	-	-	-
		28,000		14,000	14,000	-	-	-
2	33	28,000	15 + 18	13,000	15,000	-	-	-
		28,000		12,700	15,300	-	-	-
2	39	28,000	15 + 24	10,800	17,200	-	-	-
		29,000		11,900	17,100	-	-	-
2	36	28,000	18 + 18	14,000	14,000	-	-	-
		28,000		14,000	14,000	-	-	-
2	42	28,000	18 + 24	11,700	16,300	-	-	-
		29,000		13,200	15,800	-	-	-
2	48	28,000	24 + 24	14,000	14,000	-	-	-
		30,000		15,000	15,000	-	-	-
3	27	27,000	9 + 9 + 9	9,000	9,000	9,000	-	-
		32,700		10,900	10,900	10,900	-	-
3	30	30,000	9 + 9 + 12	9,000	9,000	12,000	-	-
		32,700		10,100	10,100	12,600	-	-
3	33	32,000	9 + 9 + 15	8,700	8,700	14,500	-	-
		32,700		9,000	9,000	14,800	-	-
3	36	32,000	9 + 9 + 18	8,200	8,200	15,600	-	-
		32,700		8,200	8,200	16,300	-	-

MULTI-ZONE MATCHES

Specifications are subject to change without notice.



# MXZ-5C42NA2 INDOOR UNIT COMBINATIONS, contd.

DUCTED:

# of indoor unit	Total Nominal Capacity (x1000 Btu/h)	Total Indoor Unit Capacity (Btu/h)	Operational Performance for Indoor Unit Combinations (Unit A + Unit B + Unit C + Unit D + Unit E)	Cooling Capacity Range (Btu/h)				
				Heating Capacity Range (Btu/h)				
				Unit A	Unit B	Unit C	Unit D	Unit E
3	42	32,000	9 + 9 + 24	6,900	6,900	18,300	-	-
		32,700		7,500	7,500	17,800	-	-
3	33	32,000	9 + 12 + 12	8,700	11,600	11,600	-	-
		32,700		9,400	11,700	11,700	-	-
3	36	32,000	9 + 12 + 15	8,000	10,700	13,300	-	-
		32,700		8,400	10,500	13,800	-	-
3	39	32,000	9 + 12 + 18	7,500	10,100	14,400	-	-
		32,700		7,700	9,600	15,300	-	-
3	45	32,000	9 + 12 + 24	6,400	8,500	17,100	-	-
		32,700		7,100	8,800	16,800	-	-
3	39	32,000	9 + 15 + 15	7,400	12,300	12,300	-	-
		32,700		7,600	12,600	12,600	-	-
3	42	32,000	9 + 15 + 18	7,000	11,700	13,400	-	-
		32,700		7,100	11,700	14,000	-	-
3	48	32,000	9 + 15 + 24	6,000	10,000	16,000	-	-
		32,700		6,500	10,700	15,500	-	-
3	45	32,000	9 + 18 + 18	6,600	12,700	12,700	-	-
		32,700		6,600	13,100	13,100	-	-
3	51	32,000	9 + 18 + 24	5,700	11,000	15,300	-	-
		32,700		6,100	12,100	14,500	-	-
3	36	32,000	12 + 12 + 12	10,700	10,700	10,700	-	-
		32,700		10,900	10,900	10,900	-	-
3	39	32,000	12 + 12 + 15	9,800	9,800	12,300	-	-
		32,700		9,800	9,800	13,000	-	-
3	42	32,000	12 + 12 + 18	9,300	9,300	13,400	-	-
		32,700		9,100	9,100	14,500	-	-
3	48	32,000	12 + 12 + 24	8,000	8,000	16,000	-	-
		32,700		8,400	8,400	16,000	-	-
3	42	32,000	12 + 15 + 15	9,100	11,400	11,400	-	-
		32,700		9,000	11,900	11,900	-	-
3	45	32,000	12 + 15 + 18	8,700	10,900	12,500	-	-
		32,700		8,400	11,100	13,300	-	-
3	51	32,000	12 + 15 + 24	7,500	9,400	15,100	-	-
		32,700		7,700	10,200	14,800	-	-
3	48	32,000	12 + 18 + 18	8,300	11,900	11,900	-	-
		32,700		7,800	12,400	12,400	-	-
3	45	32,000	15 + 15 + 15	10,700	10,700	10,700	-	-
		32,700		10,900	10,900	10,900	-	-
3	48	32,000	15 + 15 + 18	10,200	10,200	11,700	-	-
		32,700		10,200	10,200	12,300	-	-
3	51	32,000	15 + 18 + 18	9,700	11,100	11,100	-	-
		32,700		9,600	11,500	11,500	-	-
4	36	34,400	9 + 9 + 9 + 9	8,600	8,600	8,600	8,600	-
		34,400		8,600	8,600	8,600	8,600	-
4	39	34,800	9 + 9 + 9 + 12	8,000	8,000	8,000	10,700	-
		34,800		8,200	8,200	8,200	10,200	-
4	42	35,800	9 + 9 + 9 + 15	7,700	7,700	7,700	12,800	-
		35,800		7,700	7,700	7,700	12,700	-
4	45	35,800	9 + 9 + 9 + 18	7,300	7,300	7,300	13,900	-
		35,800		7,200	7,200	7,200	14,200	-
4	51	37,200	9 + 9 + 9 + 24	6,600	6,600	6,600	17,500	-
		37,200		6,900	6,900	6,900	16,500	-
4	42	35,800	9 + 9 + 12 + 12	7,700	7,700	10,200	10,200	-
		35,800		8,000	8,000	9,900	9,900	-
4	45	35,800	9 + 9 + 12 + 15	7,200	7,200	9,500	11,900	-
		35,800		7,300	7,300	9,100	12,100	-
4	48	37,200	9 + 9 + 12 + 18	7,100	7,100	9,500	13,600	-
		37,200		7,100	7,100	8,900	14,100	-
4	48	37,200	9 + 9 + 15 + 15	7,000	7,000	11,600	11,600	-
		37,200		7,000	7,000	11,600	11,600	-
4	51	37,200	9 + 9 + 15 + 18	6,700	6,700	11,100	12,700	-
		37,200		6,600	6,600	10,900	13,100	-

MULTI-ZONE MATCHES

Specifications are subject to change without notice.

## MXZ-5C42NA2 INDOOR UNIT COMBINATIONS, contd.

**DUCTED:**

# of indoor unit	Total Nominal Capacity (x1000 Btu/h)	Total Indoor Unit Capacity (Btu/h)	Operational Performance for Indoor Unit Combinations (Unit A + Unit B + Unit C + Unit D + Unit E)	Cooling Capacity Range (Btu/h)				
				Heating Capacity Range (Btu/h)				
				Unit A	Unit B	Unit C	Unit D	Unit E
4	45	35,800	9 + 12 + 12 + 12	7,200	9,500	9,500	9,500	-
		35,800		7,500	9,400	9,400	9,400	-
4	48	37,200	9 + 12 + 12 + 15	7,000	9,300	9,300	11,600	-
		37,200		7,200	9,000	9,000	11,900	-
4	51	37,200	9 + 12 + 12 + 18	6,700	8,900	8,900	12,700	-
		37,200		6,800	8,500	8,500	13,500	-
4	51	37,200	9 + 12 + 15 + 15	6,600	8,800	10,900	10,900	-
		37,200		6,700	8,400	11,100	11,100	-
4	48	37,200	12 + 12 + 12 + 12	9,300	9,300	9,300	9,300	-
		37,200		9,300	9,300	9,300	9,300	-
4	51	37,200	12 + 12 + 12 + 15	8,800	8,800	8,800	10,900	-
		37,200		8,600	8,600	8,600	11,400	-
5	45	37,500	9 + 9 + 9 + 9 + 9	7,500	7,500	7,500	7,500	7,500
		41,000		8,200	8,200	8,200	8,200	8,200
5	48	39,000	9 + 9 + 9 + 9 + 12	7,300	7,300	7,300	7,300	9,800
		42,000		8,000	8,000	8,000	8,000	10,000
5	51	40,000	9 + 9 + 9 + 9 + 15	7,100	7,100	7,100	7,100	11,800
		43,000		7,600	7,600	7,600	7,600	12,600
5	51	40,000	9 + 9 + 9 + 12 + 12	7,100	7,100	7,100	9,400	9,400
		43,000		7,800	7,800	7,800	9,800	9,800

MULTI-ZONE MATCHES

Specifications are subject to change without notice.



# MXZ-8C48NA2 INDOOR UNIT COMBINATIONS

NON-DUCTED:

# of Indoor Unit	Total Nominal Capacity (x1000 Btu/h)	Total Indoor Unit Capacity (Btu/h)	Operational Performance for Indoor Unit Combinations (Unit A + Unit B + Unit C + Unit D + Unit E + Unit F + Unit G + Unit H)	Cooling Capacity Range (Btu/h)								
				Heating Capacity Range (Btu/h)								
				Unit A	Unit B	Unit C	Unit D	Unit E	Unit F	Unit G	Unit H	
1	6	6,000	6	6,000	-	-	-	-	-	-	-	-
		7,200		7,200	-	-	-	-	-	-	-	
1	9	9,000	9	9,000	-	-	-	-	-	-	-	-
		10,800		10,800	-	-	-	-	-	-	-	
1	12	12,000	12	12,000	-	-	-	-	-	-	-	-
		14,400		14,400	-	-	-	-	-	-	-	
1	15	15,000	15	15,000	-	-	-	-	-	-	-	-
		18,000		18,000	-	-	-	-	-	-	-	
1	18	18,000	18	18,000	-	-	-	-	-	-	-	-
		21,600		21,600	-	-	-	-	-	-	-	
1	24	24,000	24	24,000	-	-	-	-	-	-	-	-
		28,800		28,800	-	-	-	-	-	-	-	
1	30	30,000	30	30,000	-	-	-	-	-	-	-	-
		36,900		36,900	-	-	-	-	-	-	-	
1	36	36,000	36	36,000	-	-	-	-	-	-	-	-
		45,000		45,000	-	-	-	-	-	-	-	
2	12	12,000	6 + 6	6,000	6,000	-	-	-	-	-	-	-
		14,400		7,200	7,200	-	-	-	-	-	-	
2	15	15,000	6 + 9	6,000	9,000	-	-	-	-	-	-	-
		18,000		7,200	10,800	-	-	-	-	-	-	
2	18	18,000	6 + 12	6,000	12,000	-	-	-	-	-	-	-
		21,600		7,200	14,400	-	-	-	-	-	-	
2	21	21,000	6 + 15	6,000	15,000	-	-	-	-	-	-	-
		25,200		7,200	18,000	-	-	-	-	-	-	
2	24	24,000	6 + 18	6,000	18,000	-	-	-	-	-	-	-
		28,800		7,200	21,600	-	-	-	-	-	-	
2	30	30,000	6 + 24	6,000	24,000	-	-	-	-	-	-	-
		36,900		7,400	29,500	-	-	-	-	-	-	
2	36	36,000	6 + 30	6,000	30,000	-	-	-	-	-	-	-
		45,000		7,300	37,700	-	-	-	-	-	-	
2	42	42,000	6 + 36	6,000	36,000	-	-	-	-	-	-	-
		48,000		6,600	41,400	-	-	-	-	-	-	
2	18	18,000	9 + 9	9,000	9,000	-	-	-	-	-	-	-
		21,600		10,800	10,800	-	-	-	-	-	-	
2	21	21,000	9 + 12	9,000	12,000	-	-	-	-	-	-	-
		25,200		10,800	14,400	-	-	-	-	-	-	
2	24	24,000	9 + 15	9,000	15,000	-	-	-	-	-	-	-
		28,800		10,800	18,000	-	-	-	-	-	-	
2	27	27,000	9 + 18	9,000	18,000	-	-	-	-	-	-	-
		32,800		10,900	21,900	-	-	-	-	-	-	
2	33	33,000	9 + 24	9,000	24,000	-	-	-	-	-	-	-
		40,900		11,200	29,700	-	-	-	-	-	-	
2	39	39,000	9 + 30	9,000	30,000	-	-	-	-	-	-	-
		46,500		10,500	36,000	-	-	-	-	-	-	
2	45	45,000	9 + 36	9,000	36,000	-	-	-	-	-	-	-
		51,000		9,900	41,100	-	-	-	-	-	-	
2	24	24,000	12 + 12	12,000	12,000	-	-	-	-	-	-	-
		28,800		14,400	14,400	-	-	-	-	-	-	
2	27	27,000	12 + 15	12,000	15,000	-	-	-	-	-	-	-
		32,800		14,600	18,200	-	-	-	-	-	-	
2	30	30,000	12 + 18	12,000	18,000	-	-	-	-	-	-	-
		36,900		14,800	22,100	-	-	-	-	-	-	
2	36	36,000	12 + 24	12,000	24,000	-	-	-	-	-	-	-
		45,000		15,000	30,000	-	-	-	-	-	-	
2	42	42,000	12 + 30	12,000	30,000	-	-	-	-	-	-	-
		48,000		13,500	34,500	-	-	-	-	-	-	
2	48	48,000	12 + 36	12,000	36,000	-	-	-	-	-	-	-
		54,000		13,100	40,900	-	-	-	-	-	-	
2	30	30,000	15 + 15	15,000	15,000	-	-	-	-	-	-	-
		36,900		18,500	18,500	-	-	-	-	-	-	
2	33	33,000	15 + 18	15,000	18,000	-	-	-	-	-	-	-
		40,900		18,600	22,300	-	-	-	-	-	-	

MULTI-ZONE MATCHES

Specifications are subject to change without notice.

# MXZ-8C48NA2 INDOOR UNIT COMBINATIONS, contd.

**NON-DUCTED:**

# of Indoor Unit	Total Nominal Capacity (x1000 Btu/h)	Total Indoor Unit Capacity (Btu/h)	Operational Performance for Indoor Unit Combinations (Unit A + Unit B + Unit C + Unit D + Unit E + Unit F + Unit G + Unit H)	Cooling Capacity Range (Btu/h)							
				Heating Capacity Range (Btu/h)							
				Unit A	Unit B	Unit C	Unit D	Unit E	Unit F	Unit G	Unit H
2	39	39,000	15 + 24	15,000	24,000	-	-	-	-	-	-
		46,500		17,900	28,600	-	-	-	-	-	
2	45	45,000	15 + 30	15,000	30,000	-	-	-	-	-	-
		51,000		16,700	34,300	-	-	-	-	-	
2	51	48,000	15 + 36	14,100	33,900	-	-	-	-	-	-
		54,000		15,400	38,600	-	-	-	-	-	
2	36	36,000	18 + 18	18,000	18,000	-	-	-	-	-	-
		45,000		22,500	22,500	-	-	-	-	-	
2	42	42,000	18 + 24	18,000	24,000	-	-	-	-	-	-
		48,000		20,600	27,400	-	-	-	-	-	
2	48	48,000	18 + 30	18,000	30,000	-	-	-	-	-	-
		54,000		19,900	34,100	-	-	-	-	-	
2	54	48,000	18 + 36	16,000	32,000	-	-	-	-	-	-
		54,000		17,500	36,500	-	-	-	-	-	
2	48	48,000	24 + 24	24,000	24,000	-	-	-	-	-	-
		54,000		27,000	27,000	-	-	-	-	-	
2	54	48,000	24 + 30	21,300	26,700	-	-	-	-	-	-
		54,000		23,700	30,300	-	-	-	-	-	
2	60	48,000	24 + 36	19,200	28,800	-	-	-	-	-	-
		54,000		21,100	32,900	-	-	-	-	-	
2	60	48,000	30 + 30	24,000	24,000	-	-	-	-	-	-
		54,000		27,000	27,000	-	-	-	-	-	
3	18	18,000	6 + 6 + 6	6,000	6,000	6,000	-	-	-	-	-
		21,600		7,200	7,200	7,200	-	-	-	-	
3	21	21,000	6 + 6 + 9	6,000	6,000	9,000	-	-	-	-	-
		25,200		7,200	7,200	10,800	-	-	-	-	
3	24	24,000	6 + 6 + 12	6,000	6,000	12,000	-	-	-	-	-
		28,800		7,200	7,200	14,400	-	-	-	-	
3	27	27,000	6 + 6 + 15	6,000	6,000	15,000	-	-	-	-	-
		32,800		7,300	7,300	18,200	-	-	-	-	
3	30	30,000	6 + 6 + 18	6,000	6,000	18,000	-	-	-	-	-
		36,900		7,400	7,400	22,100	-	-	-	-	
3	36	36,000	6 + 6 + 24	6,000	6,000	24,000	-	-	-	-	-
		45,000		7,500	7,500	30,000	-	-	-	-	
3	42	42,000	6 + 6 + 30	6,000	6,000	30,000	-	-	-	-	-
		48,000		6,700	6,700	34,500	-	-	-	-	
3	48	48,000	6 + 6 + 36	6,000	6,000	36,000	-	-	-	-	-
		54,000		6,500	6,500	40,900	-	-	-	-	
3	24	24,000	6 + 9 + 9	6,000	9,000	9,000	-	-	-	-	-
		28,800		7,200	10,800	10,800	-	-	-	-	
3	27	27,000	6 + 9 + 12	6,000	9,000	12,000	-	-	-	-	-
		32,800		7,300	10,900	14,600	-	-	-	-	
3	30	30,000	6 + 9 + 15	6,000	9,000	15,000	-	-	-	-	-
		36,900		7,400	11,100	18,500	-	-	-	-	
3	33	33,000	6 + 9 + 18	6,000	9,000	18,000	-	-	-	-	-
		40,900		7,400	11,200	22,300	-	-	-	-	
3	36	36,000	9 + 9 + 18	9,000	9,000	18,000	-	-	-	-	-
		45,000		11,300	11,300	22,500	-	-	-	-	
3	39	39,000	6 + 9 + 24	6,000	9,000	24,000	-	-	-	-	-
		46,500		7,200	10,700	28,600	-	-	-	-	
3	45	45,000	6 + 9 + 30	6,000	9,000	30,000	-	-	-	-	-
		51,000		6,700	10,000	34,300	-	-	-	-	
3	51	48,000	6 + 9 + 36	5,600	8,500	33,900	-	-	-	-	-
		54,000		6,200	9,300	38,600	-	-	-	-	
3	30	30,000	6 + 12 + 12	6,000	12,000	12,000	-	-	-	-	-
		36,900		7,400	14,800	14,800	-	-	-	-	
3	33	33,000	6 + 12 + 15	6,000	12,000	15,000	-	-	-	-	-
		40,900		7,400	14,900	18,600	-	-	-	-	
3	36	36,000	6 + 12 + 18	6,000	12,000	18,000	-	-	-	-	-
		45,000		7,500	15,000	22,500	-	-	-	-	
3	42	42,000	6 + 12 + 24	6,000	12,000	24,000	-	-	-	-	-
		48,000		6,900	13,700	27,400	-	-	-	-	

MULTI-ZONE MATCHES

Specifications are subject to change without notice.

# MXZ-8C48NA2 INDOOR UNIT COMBINATIONS, contd.

NON-DUCTED:

# of Indoor Unit	Total Nominal Capacity (x1000 Btu/h)	Total Indoor Unit Capacity (Btu/h)	Operational Performance for Indoor Unit Combinations (Unit A + Unit B + Unit C + Unit D + Unit E + Unit F + Unit G + Unit H)	Cooling Capacity Range (Btu/h)							
				Heating Capacity Range (Btu/h)							
				Unit A	Unit B	Unit C	Unit D	Unit E	Unit F	Unit G	Unit H
3	48	48,000	6 + 12 + 30	6,000	12,000	30,000	-	-	-	-	-
		54,000		6,600	13,300	34,100	-	-	-	-	
3	54	48,000	6 + 12 + 36	5,300	10,700	32,000	-	-	-	-	-
		54,000		5,800	11,700	36,500	-	-	-	-	
3	36	36,000	6 + 15 + 15	6,000	15,000	15,000	-	-	-	-	-
		45,000		7,500	18,800	18,800	-	-	-	-	
3	39	39,000	6 + 15 + 18	6,000	15,000	18,000	-	-	-	-	-
		46,500		7,200	17,900	21,500	-	-	-	-	
3	45	45,000	6 + 15 + 24	6,000	15,000	24,000	-	-	-	-	-
		51,000		6,800	17,000	27,200	-	-	-	-	
3	51	48,000	6 + 15 + 30	-	14,100	28,200	-	-	-	-	-
		54,000		6,300	15,700	32,100	-	-	-	-	
3	57	48,000	6 + 15 + 36	-	12,600	30,300	-	-	-	-	-
		54,000		5,500	13,800	34,600	-	-	-	-	
3	42	42,000	6 + 18 + 18	6,000	18,000	18,000	-	-	-	-	-
		48,000		6,900	20,600	20,600	-	-	-	-	
3	48	48,000	6 + 18 + 24	-	18,000	24,000	-	-	-	-	-
		54,000		6,800	20,300	27,000	-	-	-	-	
3	54	48,000	6 + 18 + 30	5,300	16,000	26,700	-	-	-	-	-
		54,000		5,900	17,800	30,300	-	-	-	-	
3	60	48,000	6 + 18 + 36	4,800	14,400	28,800	-	-	-	-	-
		54,000		5,300	15,800	32,900	-	-	-	-	
3	54	48,000	6 + 24 + 24	-	21,300	21,300	-	-	-	-	-
		54,000		6,000	24,000	24,000	-	-	-	-	
3	60	48,000	6 + 24 + 30	-	19,200	24,000	-	-	-	-	-
		54,000		5,300	21,300	27,300	-	-	-	-	
3	27	27,000	9 + 9 + 9	9,000	9,000	9,000	-	-	-	-	-
		32,800		10,900	10,900	10,900	-	-	-	-	
3	30	30,000	9 + 9 + 12	9,000	9,000	12,000	-	-	-	-	-
		36,900		11,100	11,100	14,800	-	-	-	-	
3	33	33,000	9 + 9 + 15	9,000	9,000	15,000	-	-	-	-	-
		40,900		11,200	11,200	18,600	-	-	-	-	
3	36	36,000	9 + 9 + 18	-	9,000	18,000	-	-	-	-	-
		45,000		11,300	11,300	22,500	-	-	-	-	
3	42	42,000	9 + 9 + 24	9,000	9,000	24,000	-	-	-	-	-
		48,000		10,300	10,300	27,400	-	-	-	-	
3	48	48,000	9 + 9 + 30	9,000	9,000	30,000	-	-	-	-	-
		54,000		10,000	10,000	34,100	-	-	-	-	
3	54	48,000	9 + 9 + 36	8,000	8,000	32,000	-	-	-	-	-
		54,000		8,800	8,800	36,500	-	-	-	-	
3	33	33,000	9 + 12 + 12	9,000	12,000	12,000	-	-	-	-	-
		40,900		11,200	14,900	14,900	-	-	-	-	
3	36	36,000	9 + 12 + 15	9,000	12,000	15,000	-	-	-	-	-
		45,000		11,300	15,000	18,800	-	-	-	-	
3	39	39,000	9 + 12 + 18	9,000	12,000	18,000	-	-	-	-	-
		46,500		10,700	14,300	21,500	-	-	-	-	
3	45	45,000	9 + 12 + 24	9,000	12,000	24,000	-	-	-	-	-
		51,000		10,200	13,600	27,200	-	-	-	-	
3	51	48,000	9 + 12 + 30	8,500	11,300	28,200	-	-	-	-	-
		54,000		9,400	12,500	32,100	-	-	-	-	
3	57	48,000	9 + 12 + 36	7,600	10,100	30,300	-	-	-	-	-
		54,000		8,300	11,100	34,600	-	-	-	-	
3	39	39,000	9 + 15 + 15	9,000	15,000	15,000	-	-	-	-	-
		46,500		10,700	17,900	17,900	-	-	-	-	
3	42	42,000	9 + 15 + 18	9,000	15,000	18,000	-	-	-	-	-
		48,000		10,300	17,100	20,600	-	-	-	-	
3	48	48,000	9 + 15 + 24	9,000	15,000	24,000	-	-	-	-	-
		54,000		10,100	16,900	27,000	-	-	-	-	
3	54	48,000	9 + 15 + 30	8,000	13,300	26,700	-	-	-	-	-
		54,000		8,900	14,800	30,300	-	-	-	-	
3	60	48,000	9 + 15 + 36	7,200	12,000	28,800	-	-	-	-	-
		54,000		7,900	13,200	32,900	-	-	-	-	

MULTI-ZONE MATCHES

Specifications are subject to change without notice.

# MXZ-8C48NA2 INDOOR UNIT COMBINATIONS, contd.

**NON-DUCTED:**

# of Indoor Unit	Total Nominal Capacity (x1000 Btu/h)	Total Indoor Unit Capacity (Btu/h)	Operational Performance for Indoor Unit Combinations (Unit A + Unit B + Unit C + Unit D + Unit E + Unit F + Unit G + Unit H)	Cooling Capacity Range (Btu/h)							
				Heating Capacity Range (Btu/h)							
				Unit A	Unit B	Unit C	Unit D	Unit E	Unit F	Unit G	Unit H
3	45	45,000	9 + 18 + 18	9,000	18,000	18,000	-	-	-	-	-
		51,000		10,200	20,400	20,400	-	-	-	-	
3	51	48,000	9 + 18 + 24	8,500	16,900	22,600	-	-	-	-	-
		54,000		9,500	19,100	25,400	-	-	-	-	
3	57	48,000	9 + 18 + 30	7,600	15,200	25,300	-	-	-	-	-
		54,000		8,400	16,800	28,800	-	-	-	-	
3	57	48,000	9 + 24 + 24	7,600	20,200	20,200	-	-	-	-	-
		54,000		8,500	22,700	22,700	-	-	-	-	
3	36	36,000	12 + 12 + 12	12,000	12,000	12,000	-	-	-	-	-
		45,000		15,000	15,000	15,000	-	-	-	-	
3	39	39,000	12 + 12 + 15	12,000	12,000	15,000	-	-	-	-	-
		46,500		14,300	14,300	17,900	-	-	-	-	
3	42	42,000	12 + 12 + 18	12,000	12,000	18,000	-	-	-	-	-
		48,000		13,700	13,700	20,600	-	-	-	-	
3	48	48,000	12 + 12 + 24	12,000	12,000	24,000	-	-	-	-	-
		54,000		13,500	13,500	27,000	-	-	-	-	
3	54	48,000	12 + 12 + 30	10,700	10,700	26,700	-	-	-	-	-
		54,000		11,800	11,800	30,300	-	-	-	-	
3	60	48,000	12 + 12 + 36	9,600	9,600	28,800	-	-	-	-	-
		54,000		10,500	10,500	32,900	-	-	-	-	
3	42	42,000	12 + 15 + 15	12,000	15,000	15,000	-	-	-	-	-
		48,000		13,700	17,100	17,100	-	-	-	-	
3	45	45,000	12 + 15 + 18	12,000	15,000	18,000	-	-	-	-	-
		51,000		13,600	17,000	20,400	-	-	-	-	
3	51	48,000	12 + 15 + 24	11,300	14,100	22,600	-	-	-	-	-
		54,000		12,700	15,900	25,400	-	-	-	-	
3	57	48,000	12 + 15 + 30	10,100	12,600	25,300	-	-	-	-	-
		54,000		11,200	14,000	28,800	-	-	-	-	
3	48	48,000	12 + 18 + 18	12,000	18,000	18,000	-	-	-	-	-
		54,000		13,500	20,300	20,300	-	-	-	-	
3	54	48,000	12 + 18 + 24	10,700	16,000	21,300	-	-	-	-	-
		54,000		12,000	18,000	24,000	-	-	-	-	
3	60	48,000	12 + 18 + 30	9,600	14,400	24,000	-	-	-	-	-
		54,000		10,700	16,000	27,300	-	-	-	-	
3	60	48,000	12 + 24 + 24	9,600	19,200	19,200	-	-	-	-	-
		54,000		10,800	21,600	21,600	-	-	-	-	
3	45	45,000	15 + 15 + 15	15,000	15,000	15,000	-	-	-	-	-
		51,000		17,000	17,000	17,000	-	-	-	-	
3	48	48,000	15 + 15 + 18	15,000	15,000	18,000	-	-	-	-	-
		54,000		16,900	16,900	20,300	-	-	-	-	
3	54	48,000	15 + 15 + 24	13,300	13,300	21,300	-	-	-	-	-
		54,000		15,000	15,000	24,000	-	-	-	-	
3	60	48,000	15 + 15 + 30	12,000	12,000	24,000	-	-	-	-	-
		54,000		13,300	13,300	27,300	-	-	-	-	
3	51	48,000	15 + 18 + 18	14,100	16,900	16,900	-	-	-	-	-
		54,000		15,900	19,100	19,100	-	-	-	-	
3	60	48,000	18 + 18 + 24	14,400	14,400	19,200	-	-	-	-	-
		54,000		16,200	16,200	21,600	-	-	-	-	
4	24	24,000	6 + 6 + 6 + 6	6,000	6,000	6,000	6,000	-	-	-	-
		28,800		7,200	7,200	7,200	7,200	-	-	-	
4	27	27,000	6 + 6 + 6 + 9	6,000	6,000	6,000	9,000	-	-	-	-
		32,800		7,300	7,300	7,300	10,900	-	-	-	
4	30	30,000	6 + 6 + 6 + 12	6,000	6,000	6,000	12,000	-	-	-	-
		36,900		7,400	7,400	7,400	14,800	-	-	-	
4	33	33,000	6 + 6 + 6 + 15	6,000	6,000	6,000	15,000	-	-	-	-
		40,900		7,400	7,400	7,400	18,600	-	-	-	
4	36	36,000	6 + 6 + 6 + 18	6,000	6,000	6,000	18,000	-	-	-	-
		45,000		7,500	7,500	7,500	22,500	-	-	-	
4	42	42,000	6 + 6 + 6 + 24	6,000	6,000	6,000	24,000	-	-	-	-
		48,000		6,900	6,900	6,900	27,400	-	-	-	
4	48	48,000	6 + 6 + 6 + 30	6,000	6,000	6,000	30,000	-	-	-	-
		54,000		6,600	6,600	6,600	34,100	-	-	-	

MULTI-ZONE MATCHES

Specifications are subject to change without notice.



# MXZ-8C48NA2 INDOOR UNIT COMBINATIONS, contd.

NON-DUCTED:

# of Indoor Unit	Total Nominal Capacity (x1000 Btu/h)	Total Indoor Unit Capacity (Btu/h)	Operational Performance for Indoor Unit Combinations (Unit A + Unit B + Unit C + Unit D + Unit E + Unit F + Unit G + Unit H)	Cooling Capacity Range (Btu/h)							
				Heating Capacity Range (Btu/h)							
				Unit A	Unit B	Unit C	Unit D	Unit E	Unit F	Unit G	Unit H
4	54	48,000	6 + 6 + 6 + 36	5,300	5,300	5,300	32,000	-	-	-	-
		54,000		5,800	5,800	5,800	36,500	-	-	-	-
4	30	30,000	6 + 6 + 9 + 9	6,000	6,000	9,000	9,000	-	-	-	-
		36,900		7,400	7,400	11,100	11,100	-	-	-	-
4	33	33,000	6 + 6 + 9 + 12	6,000	6,000	9,000	12,000	-	-	-	-
		40,900		7,400	7,400	11,200	14,900	-	-	-	-
4	36	36,000	6 + 6 + 9 + 15	6,000	6,000	9,000	15,000	-	-	-	-
		45,000		7,500	7,500	11,300	18,800	-	-	-	-
4	39	39,000	6 + 6 + 9 + 18	6,000	6,000	9,000	18,000	-	-	-	-
		46,500		7,200	7,200	10,700	21,500	-	-	-	-
4	45	45,000	6 + 6 + 9 + 24	6,000	6,000	9,000	24,000	-	-	-	-
		51,000		6,800	6,800	10,200	27,200	-	-	-	-
4	51	48,000	6 + 6 + 9 + 30	5,600	5,600	8,500	28,200	-	-	-	-
		54,000		6,300	6,300	9,400	32,100	-	-	-	-
4	57	48,000	6 + 6 + 9 + 36	5,100	5,100	7,600	30,300	-	-	-	-
		54,000		5,500	5,500	8,300	34,600	-	-	-	-
4	36	36,000	6 + 6 + 12 + 12	6,000	6,000	12,000	12,000	-	-	-	-
		45,000		7,500	7,500	15,000	15,000	-	-	-	-
4	39	39,000	6 + 6 + 12 + 15	6,000	6,000	12,000	15,000	-	-	-	-
		46,500		7,200	7,200	14,300	17,900	-	-	-	-
4	42	42,000	6 + 6 + 12 + 18	6,000	6,000	12,000	18,000	-	-	-	-
		48,000		6,900	6,900	13,700	20,600	-	-	-	-
4	48	48,000	6 + 6 + 12 + 24	6,000	6,000	12,000	24,000	-	-	-	-
		54,000		6,800	6,800	13,500	27,000	-	-	-	-
4	54	48,000	6 + 6 + 12 + 30	5,300	5,300	10,700	26,700	-	-	-	-
		54,000		5,900	5,900	11,800	30,300	-	-	-	-
4	60	48,000	6 + 6 + 12 + 36	4,800	4,800	9,600	28,800	-	-	-	-
		54,000		5,300	5,300	10,500	32,900	-	-	-	-
4	42	42,000	6 + 6 + 15 + 15	6,000	6,000	15,000	15,000	-	-	-	-
		48,000		6,900	6,900	17,100	17,100	-	-	-	-
4	45	45,000	6 + 6 + 15 + 18	6,000	6,000	15,000	18,000	-	-	-	-
		51,000		6,800	6,800	17,000	20,400	-	-	-	-
4	51	48,000	6 + 6 + 15 + 24	5,600	5,600	14,100	22,600	-	-	-	-
		54,000		6,400	6,400	15,900	25,400	-	-	-	-
4	57	48,000	6 + 6 + 15 + 30	5,100	5,100	12,600	25,300	-	-	-	-
		54,000		5,600	5,600	14,000	28,800	-	-	-	-
4	48	48,000	6 + 6 + 18 + 18	6,000	6,000	18,000	18,000	-	-	-	-
		54,000		6,800	6,800	20,300	20,300	-	-	-	-
4	54	48,000	6 + 6 + 18 + 24	5,300	5,300	16,000	21,300	-	-	-	-
		54,000		6,000	6,000	18,000	24,000	-	-	-	-
4	60	48,000	6 + 6 + 18 + 30	4,800	4,800	14,400	24,000	-	-	-	-
		54,000		5,300	5,300	16,000	27,300	-	-	-	-
4	60	48,000	6 + 6 + 24 + 24	4,800	4,800	19,200	19,200	-	-	-	-
		54,000		5,400	5,400	21,600	21,600	-	-	-	-
4	33	33,000	6 + 9 + 9 + 9	6,000	9,000	9,000	9,000	-	-	-	-
		40,900		7,400	11,200	11,200	11,200	-	-	-	-
4	36	36,000	6 + 9 + 9 + 12	6,000	9,000	9,000	12,000	-	-	-	-
		45,000		7,500	11,300	11,300	15,000	-	-	-	-
4	39	39,000	6 + 9 + 9 + 15	6,000	9,000	9,000	15,000	-	-	-	-
		46,500		7,200	10,700	10,700	17,900	-	-	-	-
4	42	42,000	6 + 9 + 9 + 18	6,000	9,000	9,000	18,000	-	-	-	-
		48,000		6,900	10,300	10,300	20,600	-	-	-	-
4	48	48,000	6 + 9 + 9 + 24	6,000	9,000	9,000	24,000	-	-	-	-
		54,000		6,800	10,100	10,100	27,000	-	-	-	-
4	54	48,000	6 + 9 + 9 + 30	5,300	8,000	8,000	26,700	-	-	-	-
		54,000		5,900	8,900	8,900	30,300	-	-	-	-
4	60	48,000	6 + 9 + 9 + 36	4,800	7,200	7,200	28,800	-	-	-	-
		54,000		5,300	7,900	7,900	32,900	-	-	-	-
4	39	39,000	6 + 9 + 12 + 12	6,000	9,000	12,000	12,000	-	-	-	-
		46,500		7,200	10,700	14,300	14,300	-	-	-	-
4	42	42,000	6 + 9 + 12 + 15	6,000	9,000	12,000	15,000	-	-	-	-
		48,000		6,900	10,300	13,700	17,100	-	-	-	-

MULTI-ZONE MATCHES

Specifications are subject to change without notice.

# MXZ-8C48NA2 INDOOR UNIT COMBINATIONS, contd.

**NON-DUCTED:**

# of Indoor Unit	Total Nominal Capacity (x1000 Btu/h)	Total Indoor Unit Capacity (Btu/h)	Operational Performance for Indoor Unit Combinations (Unit A + Unit B + Unit C + Unit D + Unit E + Unit F + Unit G + Unit H)	Cooling Capacity Range (Btu/h)							
				Heating Capacity Range (Btu/h)							
				Unit A	Unit B	Unit C	Unit D	Unit E	Unit F	Unit G	Unit H
4	45	45,000	6 + 9 + 12 + 18	6,000	9,000	12,000	18,000	-	-	-	-
		51,000		6,800	10,200	13,600	20,400	-	-	-	-
4	51	48,000	6 + 9 + 12 + 24	5,600	8,500	11,300	22,600	-	-	-	-
		54,000		6,400	9,500	12,700	25,400	-	-	-	-
4	57	48,000	6 + 9 + 12 + 30	5,100	7,600	10,100	25,300	-	-	-	-
		54,000		5,600	8,400	11,200	28,800	-	-	-	-
4	45	45,000	6 + 9 + 15 + 15	6,000	9,000	15,000	15,000	-	-	-	-
		51,000		6,800	10,200	17,000	17,000	-	-	-	-
4	48	48,000	6 + 9 + 15 + 18	6,000	9,000	15,000	18,000	-	-	-	-
		54,000		6,800	10,100	16,900	20,300	-	-	-	-
4	54	48,000	6 + 9 + 15 + 24	5,300	8,000	13,300	21,300	-	-	-	-
		54,000		6,000	9,000	15,000	24,000	-	-	-	-
4	60	48,000	6 + 9 + 15 + 30	4,800	7,200	12,000	24,000	-	-	-	-
		54,000		5,300	8,000	13,300	27,300	-	-	-	-
4	51	48,000	6 + 9 + 18 + 18	5,600	8,500	16,900	16,900	-	-	-	-
		54,000		6,400	9,500	19,100	19,100	-	-	-	-
4	57	48,000	6 + 9 + 18 + 24	5,100	7,600	15,200	20,200	-	-	-	-
		54,000		5,700	8,500	17,100	22,700	-	-	-	-
4	42	42,000	6 + 12 + 12 + 12	6,000	12,000	12,000	12,000	-	-	-	-
		48,000		6,900	13,700	13,700	13,700	-	-	-	-
4	45	45,000	6 + 12 + 12 + 15	6,000	12,000	12,000	15,000	-	-	-	-
		51,000		6,800	13,600	13,600	17,000	-	-	-	-
4	48	48,000	6 + 12 + 12 + 18	6,000	12,000	12,000	18,000	-	-	-	-
		54,000		6,800	13,500	13,500	20,300	-	-	-	-
4	54	48,000	6 + 12 + 12 + 24	5,300	10,700	10,700	21,300	-	-	-	-
		54,000		6,000	12,000	12,000	24,000	-	-	-	-
4	60	48,000	6 + 12 + 12 + 30	4,800	9,600	9,600	24,000	-	-	-	-
		54,000		5,300	10,700	10,700	27,300	-	-	-	-
4	48	48,000	6 + 12 + 15 + 15	6,000	12,000	15,000	15,000	-	-	-	-
		54,000		6,800	13,500	16,900	16,900	-	-	-	-
4	51	48,000	6 + 12 + 15 + 18	5,600	11,300	14,100	16,900	-	-	-	-
		54,000		6,400	12,700	15,900	19,100	-	-	-	-
4	57	48,000	6 + 12 + 15 + 24	5,100	10,100	12,600	20,200	-	-	-	-
		54,000		5,700	11,400	14,200	22,700	-	-	-	-
4	51	48,000	6 + 15 + 15 + 15	5,600	14,100	14,100	14,100	-	-	-	-
		54,000		6,400	15,900	15,900	15,900	-	-	-	-
4	54	48,000	6 + 15 + 15 + 18	5,300	13,300	13,300	16,000	-	-	-	-
		54,000		6,000	15,000	15,000	18,000	-	-	-	-
4	60	48,000	6 + 15 + 15 + 24	4,800	12,000	12,000	19,200	-	-	-	-
		54,000		5,400	13,500	13,500	21,600	-	-	-	-
4	60	48,000	6 + 18 + 18 + 18	4,800	14,400	14,400	14,400	-	-	-	-
		54,000		5,400	16,200	16,200	16,200	-	-	-	-
4	36	36,000	9 + 9 + 9 + 9	9,000	9,000	9,000	9,000	-	-	-	-
		45,000		11,300	11,300	11,300	11,300	-	-	-	-
4	39	39,000	9 + 9 + 9 + 12	9,000	9,000	9,000	12,000	-	-	-	-
		46,500		10,700	10,700	10,700	14,300	-	-	-	-
4	42	42,000	9 + 9 + 9 + 15	9,000	9,000	9,000	15,000	-	-	-	-
		48,000		10,300	10,300	10,300	17,100	-	-	-	-
4	45	45,000	9 + 9 + 9 + 18	9,000	9,000	9,000	18,000	-	-	-	-
		51,000		10,200	10,200	10,200	20,400	-	-	-	-
4	51	48,000	9 + 9 + 9 + 24	8,500	8,500	8,500	22,600	-	-	-	-
		54,000		9,500	9,500	9,500	25,400	-	-	-	-
4	57	48,000	9 + 9 + 9 + 30	7,600	7,600	7,600	25,300	-	-	-	-
		54,000		8,400	8,400	8,400	28,800	-	-	-	-
4	42	42,000	9 + 9 + 12 + 12	9,000	9,000	12,000	12,000	-	-	-	-
		48,000		10,300	10,300	13,700	13,700	-	-	-	-
4	45	45,000	9 + 9 + 12 + 15	9,000	9,000	12,000	15,000	-	-	-	-
		51,000		10,200	10,200	13,600	17,000	-	-	-	-
4	48	48,000	9 + 9 + 12 + 18	9,000	9,000	12,000	18,000	-	-	-	-
		54,000		10,100	10,100	13,500	20,300	-	-	-	-
4	54	48,000	9 + 9 + 12 + 24	8,000	8,000	10,700	21,300	-	-	-	-
		54,000		9,000	9,000	12,000	24,000	-	-	-	-

MULTI-ZONE MATCHES

Specifications are subject to change without notice.

# MXZ-8C48NA2 INDOOR UNIT COMBINATIONS, contd.

NON-DUCTED:

# of Indoor Unit	Total Nominal Capacity (x1000 Btu/h)	Total Indoor Unit Capacity (Btu/h)	Operational Performance for Indoor Unit Combinations (Unit A + Unit B + Unit C + Unit D + Unit E + Unit F + Unit G + Unit H)	Cooling Capacity Range (Btu/h)							
				Heating Capacity Range (Btu/h)							
				Unit A	Unit B	Unit C	Unit D	Unit E	Unit F	Unit G	Unit H
4	60	48,000	9 + 9 + 12 + 30	7,200	7,200	9,600	24,000	-	-	-	-
		54,000		8,000	8,000	10,700	27,300	-	-	-	-
4	48	45,000	9 + 9 + 15 + 15	8,400	8,400	14,100	14,100	-	-	-	-
		51,000		9,600	9,600	15,900	15,900	-	-	-	-
4	51	48,000	9 + 9 + 15 + 18	8,500	8,500	14,100	16,900	-	-	-	-
		54,000		9,500	9,500	15,900	19,100	-	-	-	-
4	57	48,000	9 + 9 + 15 + 24	7,600	7,600	12,600	20,200	-	-	-	-
		54,000		8,500	8,500	14,200	22,700	-	-	-	-
4	54	48,000	9 + 9 + 18 + 18	8,000	8,000	16,000	16,000	-	-	-	-
		54,000		9,000	9,000	18,000	18,000	-	-	-	-
4	60	48,000	9 + 9 + 18 + 24	7,200	7,200	14,400	19,200	-	-	-	-
		54,000		8,100	8,100	16,200	21,600	-	-	-	-
4	45	48,000	9 + 12 + 12 + 12	9,600	12,800	12,800	12,800	-	-	-	-
		54,000		10,800	14,400	14,400	14,400	-	-	-	-
4	48	48,000	9 + 12 + 12 + 15	9,000	12,000	12,000	15,000	-	-	-	-
		54,000		10,100	13,500	13,500	16,900	-	-	-	-
4	51	48,000	9 + 12 + 12 + 18	8,500	11,300	11,300	16,900	-	-	-	-
		54,000		9,500	12,700	12,700	19,100	-	-	-	-
4	57	48,000	9 + 12 + 12 + 24	7,600	10,100	10,100	20,200	-	-	-	-
		54,000		8,500	11,400	11,400	22,700	-	-	-	-
4	51	48,000	9 + 12 + 15 + 15	8,500	11,300	14,100	14,100	-	-	-	-
		54,000		9,500	12,700	15,900	15,900	-	-	-	-
4	54	48,000	9 + 12 + 15 + 18	8,000	10,700	13,300	16,000	-	-	-	-
		54,000		9,000	12,000	15,000	18,000	-	-	-	-
4	60	48,000	9 + 12 + 15 + 24	7,200	9,600	12,000	19,200	-	-	-	-
		54,000		8,100	10,800	13,500	21,600	-	-	-	-
4	57	48,000	9 + 12 + 18 + 18	7,600	10,100	15,200	15,200	-	-	-	-
		54,000		8,500	11,400	17,100	17,100	-	-	-	-
4	54	48,000	9 + 15 + 15 + 15	8,000	13,300	13,300	13,300	-	-	-	-
		54,000		9,000	15,000	15,000	15,000	-	-	-	-
4	57	48,000	9 + 15 + 15 + 18	7,600	12,600	12,600	15,200	-	-	-	-
		54,000		8,500	14,200	14,200	17,100	-	-	-	-
4	60	48,000	9 + 15 + 18 + 18	7,200	12,000	14,400	14,400	-	-	-	-
		54,000		8,100	13,500	16,200	16,200	-	-	-	-
4	48	48,000	12 + 12 + 12 + 12	12,000	12,000	12,000	12,000	-	-	-	-
		54,000		13,500	13,500	13,500	13,500	-	-	-	-
4	51	48,000	12 + 12 + 12 + 15	11,300	11,300	11,300	14,100	-	-	-	-
		54,000		12,700	12,700	12,700	15,900	-	-	-	-
4	54	48,000	12 + 12 + 12 + 18	10,700	10,700	10,700	16,000	-	-	-	-
		54,000		12,000	12,000	12,000	18,000	-	-	-	-
4	60	48,000	12 + 12 + 12 + 24	9,600	9,600	9,600	19,200	-	-	-	-
		54,000		10,800	10,800	10,800	21,600	-	-	-	-
4	54	48,000	12 + 12 + 15 + 15	10,700	10,700	13,300	13,300	-	-	-	-
		54,000		12,000	12,000	15,000	15,000	-	-	-	-
4	57	48,000	12 + 12 + 15 + 18	10,100	10,100	12,600	15,200	-	-	-	-
		54,000		11,400	11,400	14,200	17,100	-	-	-	-
4	60	48,000	12 + 12 + 18 + 18	9,600	9,600	14,400	14,400	-	-	-	-
		54,000		10,800	10,800	16,200	16,200	-	-	-	-
4	57	48,000	12 + 15 + 15 + 15	10,100	12,600	12,600	12,600	-	-	-	-
		54,000		11,400	14,200	14,200	14,200	-	-	-	-
4	60	48,000	12 + 15 + 15 + 18	9,600	12,000	12,000	14,400	-	-	-	-
		54,000		10,800	13,500	13,500	16,200	-	-	-	-
4	60	48,000	15 + 15 + 15 + 15	12,000	12,000	12,000	12,000	-	-	-	-
		54,000		13,500	13,500	13,500	13,500	-	-	-	-
5	30	30,000	6 + 6 + 6 + 6 + 6	6,000	6,000	6,000	6,000	6,000	-	-	-
		36,900		7,400	7,400	7,400	7,400	7,400	-	-	-
5	33	33,000	6 + 6 + 6 + 6 + 9	6,000	6,000	6,000	6,000	9,000	-	-	-
		40,900		7,400	7,400	7,400	7,400	11,200	-	-	-
5	36	36,000	6 + 6 + 6 + 6 + 12	6,000	6,000	6,000	6,000	12,000	-	-	-
		45,000		7,500	7,500	7,500	7,500	15,000	-	-	-
5	39	39,000	6 + 6 + 6 + 6 + 15	6,000	6,000	6,000	6,000	15,000	-	-	-
		46,500		7,200	7,200	7,200	7,200	17,900	-	-	-

MULTI-ZONE MATCHES

Specifications are subject to change without notice.

# MXZ-8C48NA2 INDOOR UNIT COMBINATIONS, contd.

**NON-DUCTED:**

# of Indoor Unit	Total Nominal Capacity (x1000 Btu/h)	Total Indoor Unit Capacity (Btu/h)	Operational Performance for Indoor Unit Combinations (Unit A + Unit B + Unit C + Unit D + Unit E + Unit F + Unit G + Unit H)	Cooling Capacity Range (Btu/h)							
				Heating Capacity Range (Btu/h)							
				Unit A	Unit B	Unit C	Unit D	Unit E	Unit F	Unit G	Unit H
5	42	42,000	6 + 6 + 6 + 6 + 18	6,000	6,000	6,000	6,000	18,000	-	-	-
		48,000		6,900	6,900	6,900	6,900	20,600	-	-	-
5	48	48,000	6 + 6 + 6 + 6 + 24	6,000	6,000	6,000	6,000	24,000	-	-	-
		54,000		6,800	6,800	6,800	6,800	27,000	-	-	-
5	54	48,000	6 + 6 + 6 + 6 + 30	5,300	5,300	5,300	5,300	26,700	-	-	-
		54,000		5,900	5,900	5,900	5,900	30,300	-	-	-
5	60	48,000	6 + 6 + 6 + 6 + 36	4,800	4,800	4,800	4,800	28,800	-	-	-
		54,000		5,300	5,300	5,300	5,300	32,900	-	-	-
5	36	36,000	6 + 6 + 6 + 9 + 9	6,000	6,000	6,000	9,000	9,000	-	-	-
		45,000		7,500	7,500	7,500	11,300	11,300	-	-	-
5	39	39,000	6 + 6 + 6 + 9 + 12	6,000	6,000	6,000	9,000	12,000	-	-	-
		46,500		7,200	7,200	7,200	10,700	14,300	-	-	-
5	42	42,000	6 + 6 + 6 + 9 + 15	6,000	6,000	6,000	9,000	15,000	-	-	-
		48,000		6,900	6,900	6,900	10,300	17,100	-	-	-
5	45	45,000	6 + 6 + 6 + 9 + 18	6,000	6,000	6,000	9,000	18,000	-	-	-
		51,000		6,800	6,800	6,800	10,200	20,400	-	-	-
5	51	48,000	6 + 6 + 6 + 9 + 24	5,600	5,600	5,600	8,500	22,600	-	-	-
		54,000		6,400	6,400	6,400	9,500	25,400	-	-	-
5	57	48,000	6 + 6 + 6 + 9 + 30	5,100	5,100	5,100	7,600	25,300	-	-	-
		54,000		5,600	5,600	5,600	8,400	28,800	-	-	-
5	42	42,000	6 + 6 + 6 + 12 + 12	6,000	6,000	6,000	12,000	12,000	-	-	-
		48,000		6,900	6,900	6,900	13,700	13,700	-	-	-
5	45	45,000	6 + 6 + 6 + 12 + 15	6,000	6,000	6,000	12,000	15,000	-	-	-
		51,000		6,800	6,800	6,800	13,600	17,000	-	-	-
5	48	48,000	6 + 6 + 6 + 12 + 18	6,000	6,000	6,000	12,000	18,000	-	-	-
		54,000		6,800	6,800	6,800	13,500	20,300	-	-	-
5	54	48,000	6 + 6 + 6 + 12 + 24	5,300	5,300	5,300	10,700	21,300	-	-	-
		54,000		6,000	6,000	6,000	12,000	24,000	-	-	-
5	60	48,000	6 + 6 + 6 + 12 + 30	4,800	4,800	4,800	9,600	24,000	-	-	-
		54,000		5,300	5,300	5,300	10,700	27,300	-	-	-
5	48	48,000	6 + 6 + 6 + 15 + 15	6,000	6,000	6,000	15,000	15,000	-	-	-
		54,000		6,800	6,800	6,800	16,900	16,900	-	-	-
5	51	48,000	6 + 6 + 6 + 15 + 18	5,600	5,600	5,600	14,100	16,900	-	-	-
		54,000		6,400	6,400	6,400	15,900	19,100	-	-	-
5	57	48,000	6 + 6 + 6 + 15 + 24	5,100	5,100	5,100	12,600	20,200	-	-	-
		54,000		5,700	5,700	5,700	14,200	22,700	-	-	-
5	54	48,000	6 + 6 + 6 + 18 + 18	5,300	5,300	5,300	16,000	16,000	-	-	-
		54,000		6,000	6,000	6,000	18,000	18,000	-	-	-
5	60	48,000	6 + 6 + 6 + 18 + 24	4,800	4,800	4,800	14,400	19,200	-	-	-
		54,000		5,400	5,400	5,400	16,200	21,600	-	-	-
5	39	39,000	6 + 6 + 9 + 9 + 9	6,000	6,000	9,000	9,000	9,000	-	-	-
		46,500		7,200	7,200	10,700	10,700	10,700	-	-	-
5	42	42,000	6 + 6 + 9 + 9 + 12	6,000	6,000	9,000	9,000	12,000	-	-	-
		48,000		6,900	6,900	10,300	10,300	13,700	-	-	-
5	45	45,000	6 + 6 + 9 + 9 + 15	6,000	6,000	9,000	9,000	15,000	-	-	-
		51,000		6,800	6,800	10,200	10,200	17,000	-	-	-
5	48	48,000	6 + 6 + 9 + 9 + 18	6,000	6,000	9,000	9,000	18,000	-	-	-
		54,000		6,800	6,800	10,100	10,100	20,300	-	-	-
5	54	48,000	6 + 6 + 9 + 9 + 24	5,300	5,300	8,000	8,000	21,300	-	-	-
		54,000		6,000	6,000	9,000	9,000	24,000	-	-	-
5	60	48,000	6 + 6 + 9 + 9 + 30	4,800	4,800	7,200	7,200	24,000	-	-	-
		54,000		5,300	5,300	8,000	8,000	27,300	-	-	-
5	45	45,000	6 + 6 + 9 + 12 + 12	6,000	6,000	9,000	12,000	12,000	-	-	-
		51,000		6,800	6,800	10,200	13,600	13,600	-	-	-
5	48	48,000	6 + 6 + 9 + 12 + 15	6,000	6,000	9,000	12,000	15,000	-	-	-
		54,000		6,800	6,800	10,100	13,500	16,900	-	-	-
5	51	48,000	6 + 6 + 9 + 12 + 18	5,600	5,600	8,500	11,300	16,900	-	-	-
		54,000		6,400	6,400	9,500	12,700	19,100	-	-	-
5	57	48,000	6 + 6 + 9 + 12 + 24	5,100	5,100	7,600	10,100	20,200	-	-	-
		54,000		5,700	5,700	8,500	11,400	22,700	-	-	-
5	51	48,000	6 + 6 + 9 + 15 + 15	5,600	5,600	8,500	14,100	14,100	-	-	-
		54,000		6,400	6,400	9,500	15,900	15,900	-	-	-

MULTI-ZONE MATCHES

Specifications are subject to change without notice.



# MXZ-8C48NA2 INDOOR UNIT COMBINATIONS, contd.

NON-DUCTED:

# of Indoor Unit	Total Nominal Capacity (x1000 Btu/h)	Total Indoor Unit Capacity (Btu/h)	Operational Performance for Indoor Unit Combinations (Unit A + Unit B + Unit C + Unit D + Unit E + Unit F + Unit G + Unit H)	Cooling Capacity Range (Btu/h)							
				Heating Capacity Range (Btu/h)							
				Unit A	Unit B	Unit C	Unit D	Unit E	Unit F	Unit G	Unit H
5	54	48,000	6 + 6 + 9 + 15 + 18	5,300	5,300	8,000	13,300	16,000	-	-	-
		54,000		6,000	6,000	9,000	15,000	18,000	-	-	-
5	60	48,000	6 + 6 + 9 + 15 + 24	4,800	4,800	7,200	12,000	19,200	-	-	-
		54,000		5,400	5,400	8,100	13,500	21,600	-	-	-
5	57	48,000	6 + 6 + 9 + 18 + 18	5,100	5,100	7,600	15,200	15,200	-	-	-
		54,000		5,700	5,700	8,500	17,100	17,100	-	-	-
5	48	48,000	6 + 6 + 12 + 12 + 12	6,000	6,000	12,000	12,000	12,000	-	-	-
		54,000		6,800	6,800	13,500	13,500	13,500	-	-	-
5	51	48,000	6 + 6 + 12 + 12 + 15	5,600	5,600	11,300	11,300	14,100	-	-	-
		54,000		6,400	6,400	12,700	12,700	15,900	-	-	-
5	54	48,000	6 + 6 + 12 + 12 + 18	5,300	5,300	10,700	10,700	16,000	-	-	-
		54,000		6,000	6,000	12,000	12,000	18,000	-	-	-
5	60	48,000	6 + 6 + 12 + 12 + 24	4,800	4,800	9,600	9,600	19,200	-	-	-
		54,000		5,400	5,400	10,800	10,800	21,600	-	-	-
5	54	48,000	6 + 6 + 12 + 15 + 15	5,300	5,300	10,700	13,300	13,300	-	-	-
		54,000		6,000	6,000	12,000	15,000	15,000	-	-	-
5	57	48,000	6 + 6 + 12 + 15 + 18	5,100	5,100	10,100	12,600	15,200	-	-	-
		54,000		5,700	5,700	11,400	14,200	17,100	-	-	-
5	60	48,000	6 + 6 + 12 + 18 + 18	4,800	4,800	9,600	14,400	14,400	-	-	-
		54,000		5,400	5,400	10,800	16,200	16,200	-	-	-
5	57	48,000	6 + 6 + 15 + 15 + 15	5,100	5,100	12,600	12,600	12,600	-	-	-
		54,000		5,700	5,700	14,200	14,200	14,200	-	-	-
5	60	48,000	6 + 6 + 15 + 15 + 18	4,800	4,800	12,000	12,000	14,400	-	-	-
		54,000		5,400	5,400	13,500	13,500	16,200	-	-	-
5	42	42,000	6 + 9 + 9 + 9 + 9	6,000	9,000	9,000	9,000	9,000	-	-	-
		48,000		6,900	10,300	10,300	10,300	10,300	-	-	-
5	45	45,000	6 + 9 + 9 + 9 + 12	6,000	9,000	9,000	9,000	12,000	-	-	-
		51,000		6,800	10,200	10,200	10,200	13,600	-	-	-
5	48	48,000	6 + 9 + 9 + 9 + 15	6,000	9,000	9,000	9,000	15,000	-	-	-
		54,000		6,800	10,100	10,100	10,100	16,900	-	-	-
5	51	48,000	6 + 9 + 9 + 9 + 18	5,600	8,500	8,500	8,500	16,900	-	-	-
		54,000		6,400	9,500	9,500	9,500	19,100	-	-	-
5	57	48,000	6 + 9 + 9 + 9 + 24	5,100	7,600	7,600	7,600	20,200	-	-	-
		54,000		5,700	8,500	8,500	8,500	22,700	-	-	-
5	48	48,000	6 + 9 + 9 + 12 + 12	6,000	9,000	9,000	12,000	12,000	-	-	-
		54,000		6,800	10,100	10,100	13,500	13,500	-	-	-
5	51	48,000	6 + 9 + 9 + 12 + 15	5,600	8,500	8,500	11,300	14,100	-	-	-
		54,000		6,400	9,500	9,500	12,700	15,900	-	-	-
5	54	48,000	6 + 9 + 9 + 12 + 18	5,300	8,000	8,000	10,700	16,000	-	-	-
		54,000		6,000	9,000	9,000	12,000	18,000	-	-	-
5	60	48,000	6 + 9 + 9 + 12 + 24	4,800	7,200	7,200	9,600	19,200	-	-	-
		54,000		5,400	8,100	8,100	10,800	21,600	-	-	-
5	54	48,000	6 + 9 + 9 + 15 + 15	5,300	8,000	8,000	13,300	13,300	-	-	-
		54,000		6,000	9,000	9,000	15,000	15,000	-	-	-
5	57	48,000	6 + 9 + 9 + 15 + 18	5,100	7,600	7,600	12,600	15,200	-	-	-
		54,000		5,700	8,500	8,500	14,200	17,100	-	-	-
5	60	48,000	6 + 9 + 9 + 18 + 18	4,800	7,200	7,200	14,400	14,400	-	-	-
		54,000		5,400	8,100	8,100	16,200	16,200	-	-	-
5	51	48,000	6 + 9 + 12 + 12 + 12	5,600	8,500	11,300	11,300	11,300	-	-	-
		54,000		6,400	9,500	12,700	12,700	12,700	-	-	-
5	54	48,000	6 + 9 + 12 + 12 + 15	5,300	8,000	10,700	10,700	13,300	-	-	-
		54,000		6,000	9,000	12,000	12,000	15,000	-	-	-
5	57	48,000	6 + 9 + 12 + 12 + 18	5,100	7,600	10,100	10,100	15,200	-	-	-
		54,000		5,700	8,500	11,400	11,400	17,100	-	-	-
5	57	48,000	6 + 9 + 12 + 15 + 15	5,100	7,600	10,100	12,600	12,600	-	-	-
		54,000		5,700	8,500	11,400	14,200	14,200	-	-	-
5	60	48,000	6 + 9 + 12 + 15 + 18	4,800	7,200	9,600	12,000	14,400	-	-	-
		54,000		5,400	8,100	10,800	13,500	16,200	-	-	-
5	60	48,000	6 + 9 + 15 + 15 + 15	4,800	7,200	12,000	12,000	12,000	-	-	-
		54,000		5,400	8,100	13,500	13,500	13,500	-	-	-
5	54	48,000	6 + 12 + 12 + 12 + 12	5,300	10,700	10,700	10,700	10,700	-	-	-
		54,000		6,000	12,000	12,000	12,000	12,000	-	-	-

Specifications are subject to change without notice.

# MXZ-8C48NA2 INDOOR UNIT COMBINATIONS, contd.

**NON-DUCTED:**

# of Indoor Unit	Total Nominal Capacity (x1000 Btu/h)	Total Indoor Unit Capacity (Btu/h)	Operational Performance for Indoor Unit Combinations (Unit A + Unit B + Unit C + Unit D + Unit E + Unit F + Unit G + Unit H)	Cooling Capacity Range (Btu/h)							
				Heating Capacity Range (Btu/h)							
				Unit A	Unit B	Unit C	Unit D	Unit E	Unit F	Unit G	Unit H
5	57	48,000	6 + 12 + 12 + 12 + 15	5,100	10,100	10,100	10,100	12,600	-	-	-
		54,000		5,700	11,400	11,400	11,400	14,200	-	-	-
5	60	48,000	6 + 12 + 12 + 12 + 18	4,800	9,600	9,600	9,600	14,400	-	-	-
		54,000		5,400	10,800	10,800	10,800	16,200	-	-	-
5	60	48,000	6 + 12 + 12 + 15 + 15	4,800	9,600	9,600	12,000	12,000	-	-	-
		54,000		5,400	10,800	10,800	13,500	13,500	-	-	-
5	45	45,000	9 + 9 + 9 + 9 + 9	9,000	9,000	9,000	9,000	9,000	-	-	-
		51,000		10,200	10,200	10,200	10,200	10,200	-	-	-
5	48	48,000	9 + 9 + 9 + 9 + 12	9,000	9,000	9,000	9,000	12,000	-	-	-
		54,000		10,100	10,100	10,100	10,100	13,500	-	-	-
5	51	48,000	9 + 9 + 9 + 9 + 15	8,500	8,500	8,500	8,500	14,100	-	-	-
		54,000		9,500	9,500	9,500	9,500	15,900	-	-	-
5	54	48,000	9 + 9 + 9 + 9 + 18	8,000	8,000	8,000	8,000	16,000	-	-	-
		54,000		9,000	9,000	9,000	9,000	18,000	-	-	-
5	60	48,000	9 + 9 + 9 + 9 + 24	7,200	7,200	7,200	7,200	19,200	-	-	-
		54,000		8,100	8,100	8,100	8,100	21,600	-	-	-
5	51	48,000	9 + 9 + 9 + 12 + 12	8,500	8,500	8,500	11,300	11,300	-	-	-
		54,000		9,500	9,500	9,500	12,700	12,700	-	-	-
5	54	48,000	9 + 9 + 9 + 12 + 15	8,000	8,000	8,000	10,700	13,300	-	-	-
		54,000		9,000	9,000	9,000	12,000	15,000	-	-	-
5	57	48,000	9 + 9 + 9 + 12 + 18	7,600	7,600	7,600	10,100	15,200	-	-	-
		54,000		8,500	8,500	8,500	11,400	17,100	-	-	-
5	57	48,000	9 + 9 + 9 + 15 + 15	7,600	7,600	7,600	12,600	12,600	-	-	-
		54,000		8,500	8,500	8,500	14,200	14,200	-	-	-
5	60	48,000	9 + 9 + 9 + 15 + 18	7,200	7,200	7,200	12,000	14,400	-	-	-
		54,000		8,100	8,100	8,100	13,500	16,200	-	-	-
5	54	48,000	9 + 9 + 12 + 12 + 12	8,000	8,000	10,700	10,700	10,700	-	-	-
		54,000		9,000	9,000	12,000	12,000	12,000	-	-	-
5	57	48,000	9 + 9 + 12 + 12 + 15	7,600	7,600	10,100	10,100	12,600	-	-	-
		54,000		8,500	8,500	11,400	11,400	14,200	-	-	-
5	60	48,000	9 + 9 + 12 + 12 + 18	7,200	7,200	9,600	9,600	14,400	-	-	-
		54,000		8,100	8,100	10,800	10,800	16,200	-	-	-
5	60	48,000	9 + 9 + 12 + 15 + 15	7,200	7,200	9,600	12,000	12,000	-	-	-
		54,000		8,100	8,100	10,800	13,500	13,500	-	-	-
5	57	48,000	9 + 12 + 12 + 12 + 12	7,600	10,100	10,100	10,100	10,100	-	-	-
		54,000		8,500	11,400	11,400	11,400	11,400	-	-	-
5	60	48,000	9 + 12 + 12 + 12 + 15	7,200	9,600	9,600	9,600	12,000	-	-	-
		54,000		8,100	10,800	10,800	10,800	13,500	-	-	-
5	60	48,000	12 + 12 + 12 + 12 + 12	9,600	9,600	9,600	9,600	9,600	-	-	-
		54,000		10,800	10,800	10,800	10,800	10,800	-	-	-
6	36	36,000	6 + 6 + 6 + 6 + 6 + 6	6,000	6,000	6,000	6,000	6,000	6,000	-	-
		45,000		7,500	7,500	7,500	7,500	7,500	7,500	-	-
6	39	39,000	6 + 6 + 6 + 6 + 6 + 9	6,000	6,000	6,000	6,000	6,000	9,000	-	-
		46,500		7,200	7,200	7,200	7,200	7,200	10,700	-	-
6	42	42,000	6 + 6 + 6 + 6 + 6 + 12	6,000	6,000	6,000	6,000	6,000	12,000	-	-
		48,000		6,900	6,900	6,900	6,900	6,900	13,700	-	-
6	45	45,000	6 + 6 + 6 + 6 + 6 + 15	6,000	6,000	6,000	6,000	6,000	15,000	-	-
		51,000		6,800	6,800	6,800	6,800	6,800	17,000	-	-
6	48	48,000	6 + 6 + 6 + 6 + 6 + 18	6,000	6,000	6,000	6,000	6,000	18,000	-	-
		54,000		6,800	6,800	6,800	6,800	6,800	20,300	-	-
6	54	48,000	6 + 6 + 6 + 6 + 6 + 24	5,300	5,300	5,300	5,300	5,300	21,300	-	-
		54,000		6,000	6,000	6,000	6,000	6,000	24,000	-	-
6	60	48,000	6 + 6 + 6 + 6 + 6 + 30	4,800	4,800	4,800	4,800	4,800	24,000	-	-
		54,000		5,300	5,300	5,300	5,300	5,300	27,300	-	-
6	42	42,000	6 + 6 + 6 + 6 + 9 + 9	6,000	6,000	6,000	6,000	9,000	9,000	-	-
		48,000		6,900	6,900	6,900	6,900	10,300	10,300	-	-
6	45	45,000	6 + 6 + 6 + 6 + 9 + 12	6,000	6,000	6,000	6,000	9,000	12,000	-	-
		51,000		6,800	6,800	6,800	6,800	10,200	13,600	-	-
6	48	48,000	6 + 6 + 6 + 6 + 9 + 15	6,000	6,000	6,000	6,000	9,000	15,000	-	-
		54,000		6,800	6,800	6,800	6,800	10,100	16,900	-	-
6	51	48,000	6 + 6 + 6 + 6 + 9 + 18	5,600	5,600	5,600	5,600	8,500	16,900	-	-
		54,000		6,400	6,400	6,400	6,400	9,500	19,100	-	-

MULTI-ZONE MATCHES

Specifications are subject to change without notice.



# MXZ-8C48NA2 INDOOR UNIT COMBINATIONS, contd.

NON-DUCTED:

# of Indoor Unit	Total Nominal Capacity (x1000 Btu/h)	Total Indoor Unit Capacity (Btu/h)	Operational Performance for Indoor Unit Combinations (Unit A + Unit B + Unit C + Unit D + Unit E + Unit F + Unit G + Unit H)	Cooling Capacity Range (Btu/h)							
				Heating Capacity Range (Btu/h)							
				Unit A	Unit B	Unit C	Unit D	Unit E	Unit F	Unit G	Unit H
6	57	48,000	6 + 6 + 6 + 6 + 9 + 24	5,100	5,100	5,100	5,100	7,600	20,200	-	-
		54,000		5,700	5,700	5,700	5,700	8,500	22,700	-	-
6	48	48,000	6 + 6 + 6 + 6 + 12 + 12	6,000	6,000	6,000	6,000	12,000	12,000	-	-
		54,000		6,800	6,800	6,800	6,800	13,500	13,500	-	-
6	51	48,000	6 + 6 + 6 + 6 + 12 + 15	5,600	5,600	5,600	5,600	11,300	14,100	-	-
		54,000		6,400	6,400	6,400	6,400	12,700	15,900	-	-
6	54	48,000	6 + 6 + 6 + 6 + 12 + 18	5,300	5,300	5,300	5,300	10,700	16,000	-	-
		54,000		6,000	6,000	6,000	6,000	12,000	18,000	-	-
6	60	48,000	6 + 6 + 6 + 6 + 12 + 24	4,800	4,800	4,800	4,800	9,600	19,200	-	-
		54,000		5,400	5,400	5,400	5,400	10,800	21,600	-	-
6	54	48,000	6 + 6 + 6 + 6 + 15 + 15	5,300	5,300	5,300	5,300	13,300	13,300	-	-
		54,000		6,000	6,000	6,000	6,000	15,000	15,000	-	-
6	57	48,000	6 + 6 + 6 + 6 + 15 + 18	5,100	5,100	5,100	5,100	12,600	15,200	-	-
		54,000		5,700	5,700	5,700	5,700	14,200	17,100	-	-
6	60	48,000	6 + 6 + 6 + 6 + 18 + 18	4,800	4,800	4,800	4,800	14,400	14,400	-	-
		54,000		5,400	5,400	5,400	5,400	16,200	16,200	-	-
6	45	45,000	6 + 6 + 6 + 9 + 9 + 9	6,000	6,000	6,000	9,000	9,000	9,000	-	-
		51,000		6,800	6,800	6,800	10,200	10,200	10,200	-	-
6	48	48,000	6 + 6 + 6 + 9 + 9 + 12	6,000	6,000	6,000	9,000	9,000	12,000	-	-
		54,000		6,800	6,800	6,800	10,100	10,100	13,500	-	-
6	51	48,000	6 + 6 + 6 + 9 + 9 + 15	5,600	5,600	5,600	8,500	8,500	14,100	-	-
		54,000		6,400	6,400	6,400	9,500	9,500	15,900	-	-
6	54	48,000	6 + 6 + 6 + 9 + 9 + 18	5,300	5,300	5,300	8,000	8,000	16,000	-	-
		54,000		6,000	6,000	6,000	9,000	9,000	18,000	-	-
6	60	48,000	6 + 6 + 6 + 9 + 9 + 24	4,800	4,800	4,800	7,200	7,200	19,200	-	-
		54,000		5,400	5,400	5,400	8,100	8,100	21,600	-	-
6	51	48,000	6 + 6 + 6 + 9 + 12 + 12	5,600	5,600	5,600	8,500	11,300	11,300	-	-
		54,000		6,400	6,400	6,400	9,500	12,700	12,700	-	-
6	54	48,000	6 + 6 + 6 + 9 + 12 + 15	5,300	5,300	5,300	8,000	10,700	13,300	-	-
		54,000		6,000	6,000	6,000	9,000	12,000	15,000	-	-
6	57	48,000	6 + 6 + 6 + 9 + 12 + 18	5,100	5,100	5,100	7,600	10,100	15,200	-	-
		54,000		5,700	5,700	5,700	8,500	11,400	17,100	-	-
6	57	48,000	6 + 6 + 6 + 9 + 15 + 15	5,100	5,100	5,100	7,600	12,600	12,600	-	-
		54,000		5,700	5,700	5,700	8,500	14,200	14,200	-	-
6	60	48,000	6 + 6 + 6 + 9 + 15 + 18	4,800	4,800	4,800	7,200	12,000	14,400	-	-
		54,000		5,400	5,400	5,400	8,100	13,500	16,200	-	-
6	54	48,000	6 + 6 + 6 + 12 + 12 + 12	5,300	5,300	5,300	10,700	10,700	10,700	-	-
		54,000		6,000	6,000	6,000	12,000	12,000	12,000	-	-
6	57	48,000	6 + 6 + 6 + 12 + 12 + 15	5,100	5,100	5,100	10,100	10,100	12,600	-	-
		54,000		5,700	5,700	5,700	11,400	11,400	14,200	-	-
6	60	48,000	6 + 6 + 6 + 12 + 12 + 18	4,800	4,800	4,800	9,600	9,600	14,400	-	-
		54,000		5,400	5,400	5,400	10,800	10,800	16,200	-	-
6	60	48,000	6 + 6 + 6 + 12 + 15 + 15	4,800	4,800	4,800	9,600	12,000	12,000	-	-
		54,000		5,400	5,400	5,400	10,800	13,500	13,500	-	-
6	48	48,000	6 + 6 + 9 + 9 + 9 + 9	6,000	6,000	9,000	9,000	9,000	9,000	-	-
		54,000		6,800	6,800	10,100	10,100	10,100	10,100	-	-
6	51	48,000	6 + 6 + 9 + 9 + 9 + 12	5,600	5,600	8,500	8,500	8,500	11,300	-	-
		54,000		6,400	6,400	9,500	9,500	9,500	12,700	-	-
6	54	48,000	6 + 6 + 9 + 9 + 9 + 15	5,300	5,300	8,000	8,000	8,000	13,300	-	-
		54,000		6,000	6,000	9,000	9,000	9,000	15,000	-	-
6	57	48,000	6 + 6 + 9 + 9 + 9 + 18	5,100	5,100	7,600	7,600	7,600	15,200	-	-
		54,000		5,700	5,700	8,500	8,500	8,500	17,100	-	-
6	54	48,000	6 + 6 + 9 + 9 + 12 + 12	5,300	5,300	8,000	8,000	10,700	10,700	-	-
		54,000		6,000	6,000	9,000	9,000	12,000	12,000	-	-
6	57	48,000	6 + 6 + 9 + 9 + 12 + 15	5,100	5,100	7,600	7,600	10,100	12,600	-	-
		54,000		5,700	5,700	8,500	8,500	11,400	14,200	-	-
6	60	48,000	6 + 6 + 9 + 9 + 12 + 18	4,800	4,800	7,200	7,200	9,600	14,400	-	-
		54,000		5,400	5,400	8,100	8,100	10,800	16,200	-	-
6	60	48,000	6 + 6 + 9 + 9 + 15 + 15	4,800	4,800	7,200	7,200	12,000	12,000	-	-
		54,000		5,400	5,400	8,100	8,100	13,500	13,500	-	-
6	57	48,000	6 + 6 + 9 + 12 + 12 + 12	5,100	5,100	7,600	10,100	10,100	10,100	-	-
		54,000		5,700	5,700	8,500	11,400	11,400	11,400	-	-

MULTI-ZONE MATCHES

Specifications are subject to change without notice.

# MXZ-8C48NA2 INDOOR UNIT COMBINATIONS, contd.

**NON-DUCTED:**

# of Indoor Unit	Total Nominal Capacity (x1000 Btu/h)	Total Indoor Unit Capacity (Btu/h)	Operational Performance for Indoor Unit Combinations (Unit A + Unit B + Unit C + Unit D + Unit E + Unit F + Unit G + Unit H)	Cooling Capacity Range (Btu/h)							
				Heating Capacity Range (Btu/h)							
				Unit A	Unit B	Unit C	Unit D	Unit E	Unit F	Unit G	Unit H
6	60	48,000	6 + 6 + 9 + 12 + 12 + 15	4,800	4,800	7,200	9,600	9,600	12,000	-	-
		54,000		5,400	5,400	8,100	10,800	10,800	13,500	-	-
6	60	48,000	6 + 6 + 12 + 12 + 12 + 12	4,800	4,800	9,600	9,600	9,600	9,600	-	-
		54,000		5,400	5,400	10,800	10,800	10,800	10,800	-	-
6	51	48,000	6 + 9 + 9 + 9 + 9 + 9	5,600	8,500	8,500	8,500	8,500	8,500	-	-
		54,000		6,400	9,500	9,500	9,500	9,500	9,500	-	-
6	54	48,000	6 + 9 + 9 + 9 + 9 + 12	5,300	8,000	8,000	8,000	8,000	10,700	-	-
		54,000		6,000	9,000	9,000	9,000	9,000	12,000	-	-
6	57	48,000	6 + 9 + 9 + 9 + 9 + 15	5,100	7,600	7,600	7,600	7,600	12,600	-	-
		54,000		5,700	8,500	8,500	8,500	8,500	14,200	-	-
6	60	48,000	6 + 9 + 9 + 9 + 9 + 18	4,800	7,200	7,200	7,200	7,200	14,400	-	-
		54,000		5,400	8,100	8,100	8,100	8,100	16,200	-	-
6	57	48,000	6 + 9 + 9 + 9 + 12 + 12	5,100	7,600	7,600	7,600	10,100	10,100	-	-
		54,000		5,700	8,500	8,500	8,500	11,400	11,400	-	-
6	60	48,000	6 + 9 + 9 + 9 + 12 + 15	4,800	7,200	7,200	7,200	9,600	12,000	-	-
		54,000		5,400	8,100	8,100	8,100	10,800	13,500	-	-
6	60	48,000	6 + 9 + 9 + 12 + 12 + 12	4,800	7,200	7,200	9,600	9,600	9,600	-	-
		54,000		5,400	8,100	8,100	10,800	10,800	10,800	-	-
6	54	48,000	9 + 9 + 9 + 9 + 9 + 9	8,000	8,000	8,000	8,000	8,000	8,000	-	-
		54,000		9,000	9,000	9,000	9,000	9,000	9,000	-	-
6	57	48,000	9 + 9 + 9 + 9 + 9 + 12	7,600	7,600	7,600	7,600	7,600	10,100	-	-
		54,000		8,500	8,500	8,500	8,500	8,500	11,400	-	-
6	60	48,000	9 + 9 + 9 + 9 + 9 + 15	7,200	7,200	7,200	7,200	7,200	12,000	-	-
		54,000		8,100	8,100	8,100	8,100	8,100	13,500	-	-
6	60	48,000	9 + 9 + 9 + 9 + 12 + 12	7,200	7,200	7,200	7,200	9,600	9,600	-	-
		54,000		8,100	8,100	8,100	8,100	10,800	10,800	-	-
7	42	48,000	6 + 6 + 6 + 6 + 6 + 6 + 6	6,900	6,900	6,900	6,900	6,900	6,900	6,900	-
		54,000		7,700	7,700	7,700	7,700	7,700	7,700	7,700	-
7	45	48,000	6 + 6 + 6 + 6 + 6 + 6 + 9	6,400	6,400	6,400	6,400	6,400	6,400	9,600	-
		54,000		7,200	7,200	7,200	7,200	7,200	7,200	10,800	-
7	48	48,000	6 + 6 + 6 + 6 + 6 + 6 + 12	6,000	6,000	6,000	6,000	6,000	6,000	12,000	-
		54,000		6,800	6,800	6,800	6,800	6,800	6,800	13,500	-
7	51	48,000	6 + 6 + 6 + 6 + 6 + 6 + 15	5,600	5,600	5,600	5,600	5,600	5,600	14,100	-
		54,000		6,400	6,400	6,400	6,400	6,400	6,400	15,900	-
7	54	48,000	6 + 6 + 6 + 6 + 6 + 6 + 18	5,300	5,300	5,300	5,300	5,300	5,300	16,000	-
		54,000		6,000	6,000	6,000	6,000	6,000	6,000	18,000	-
7	60	48,000	6 + 6 + 6 + 6 + 6 + 6 + 24	4,800	4,800	4,800	4,800	4,800	4,800	19,200	-
		54,000		5,400	5,400	5,400	5,400	5,400	5,400	21,600	-
7	48	48,000	6 + 6 + 6 + 6 + 6 + 9 + 9	6,000	6,000	6,000	6,000	6,000	9,000	9,000	-
		54,000		6,800	6,800	6,800	6,800	6,800	10,100	10,100	-
7	51	48,000	6 + 6 + 6 + 6 + 6 + 9 + 12	5,600	5,600	5,600	5,600	5,600	8,500	11,300	-
		54,000		6,400	6,400	6,400	6,400	6,400	9,500	12,700	-
7	54	48,000	6 + 6 + 6 + 6 + 6 + 9 + 15	5,300	5,300	5,300	5,300	5,300	8,000	13,300	-
		54,000		6,000	6,000	6,000	6,000	6,000	9,000	15,000	-
7	57	48,000	6 + 6 + 6 + 6 + 6 + 9 + 18	5,100	5,100	5,100	5,100	5,100	7,600	15,200	-
		54,000		5,700	5,700	5,700	5,700	5,700	8,500	17,100	-
7	54	48,000	6 + 6 + 6 + 6 + 6 + 12 + 12	5,300	5,300	5,300	5,300	5,300	10,700	10,700	-
		54,000		6,000	6,000	6,000	6,000	6,000	12,000	12,000	-
7	57	48,000	6 + 6 + 6 + 6 + 6 + 12 + 15	5,100	5,100	5,100	5,100	5,100	10,100	12,600	-
		54,000		5,700	5,700	5,700	5,700	5,700	11,400	14,200	-
7	60	48,000	6 + 6 + 6 + 6 + 6 + 12 + 18	4,800	4,800	4,800	4,800	4,800	9,600	14,400	-
		54,000		5,400	5,400	5,400	5,400	5,400	10,800	16,200	-
7	60	48,000	6 + 6 + 6 + 6 + 6 + 15 + 15	4,800	4,800	4,800	4,800	4,800	12,000	12,000	-
		54,000		5,400	5,400	5,400	5,400	5,400	13,500	13,500	-
7	51	48,000	6 + 6 + 6 + 6 + 9 + 9 + 9	5,600	5,600	5,600	5,600	8,500	8,500	8,500	-
		54,000		6,400	6,400	6,400	6,400	9,500	9,500	9,500	-
7	54	48,000	6 + 6 + 6 + 6 + 9 + 9 + 12	5,300	5,300	5,300	5,300	8,000	8,000	10,700	-
		54,000		6,000	6,000	6,000	6,000	9,000	9,000	12,000	-
7	57	48,000	6 + 6 + 6 + 6 + 9 + 9 + 15	5,100	5,100	5,100	5,100	7,600	7,600	12,600	-
		54,000		5,700	5,700	5,700	5,700	8,500	8,500	14,200	-

MULTI-ZONE MATCHES

Specifications are subject to change without notice.



# MXZ-8C48NA2 INDOOR UNIT COMBINATIONS, contd.

**NON-DUCTED:**

# of Indoor Unit	Total Nominal Capacity (x1000 Btu/h)	Total Indoor Unit Capacity (Btu/h)	Operational Performance for Indoor Unit Combinations (Unit A + Unit B + Unit C + Unit D + Unit E + Unit F + Unit G + Unit H)	Cooling Capacity Range (Btu/h)							
				Heating Capacity Range (Btu/h)							
				Unit A	Unit B	Unit C	Unit D	Unit E	Unit F	Unit G	Unit H
7	60	48,000	6 + 6 + 6 + 6 + 9 + 9 + 18	4,800	4,800	4,800	4,800	7,200	7,200	14,400	-
		54,000		5,400	5,400	5,400	5,400	8,100	8,100	16,200	-
7	57	48,000	6 + 6 + 6 + 6 + 9 + 12 + 12	5,100	5,100	5,100	5,100	7,600	10,100	10,100	-
		54,000		5,700	5,700	5,700	5,700	8,500	11,400	11,400	-
7	60	48,000	6 + 6 + 6 + 6 + 9 + 12 + 15	4,800	4,800	4,800	4,800	7,200	9,600	12,000	-
		54,000		5,400	5,400	5,400	5,400	8,100	10,800	13,500	-
7	60	48,000	6 + 6 + 6 + 6 + 12 + 12 + 12	4,800	4,800	4,800	4,800	9,600	9,600	9,600	-
		54,000		5,400	5,400	5,400	5,400	10,800	10,800	10,800	-
7	54	48,000	6 + 6 + 6 + 9 + 9 + 9 + 9	5,300	5,300	5,300	8,000	8,000	8,000	8,000	-
		54,000		6,000	6,000	6,000	9,000	9,000	9,000	9,000	-
7	57	48,000	6 + 6 + 6 + 9 + 9 + 9 + 12	5,100	5,100	5,100	7,600	7,600	7,600	10,100	-
		54,000		5,700	5,700	5,700	8,500	8,500	8,500	11,400	-
7	60	48,000	6 + 6 + 6 + 9 + 9 + 9 + 15	4,800	4,800	4,800	7,200	7,200	7,200	12,000	-
		54,000		5,400	5,400	5,400	8,100	8,100	8,100	13,500	-
7	60	48,000	6 + 6 + 6 + 9 + 9 + 12 + 12	4,800	4,800	4,800	7,200	7,200	9,600	9,600	-
		54,000		5,400	5,400	5,400	8,100	8,100	10,800	10,800	-
7	57	48,000	6 + 6 + 9 + 9 + 9 + 9 + 9	5,100	5,100	7,600	7,600	7,600	7,600	7,600	-
		54,000		5,700	5,700	8,500	8,500	8,500	8,500	8,500	-
7	60	48,000	6 + 6 + 9 + 9 + 9 + 9 + 12	4,800	4,800	7,200	7,200	7,200	7,200	9,600	-
		54,000		5,400	5,400	8,100	8,100	8,100	8,100	10,800	-
7	60	48,000	6 + 9 + 9 + 9 + 9 + 9 + 9	4,800	7,200	7,200	7,200	7,200	7,200	7,200	-
		54,000		5,400	8,100	8,100	8,100	8,100	8,100	8,100	-
8	48	48,000	6 + 6 + 6 + 6 + 6 + 6 + 6 + 6	6,000	6,000	6,000	6,000	6,000	6,000	6,000	6,000
		54,000		6,800	6,800	6,800	6,800	6,800	6,800	6,800	6,800
8	51	48,000	6 + 6 + 6 + 6 + 6 + 6 + 6 + 9	5,600	5,600	5,600	5,600	5,600	5,600	5,600	8,500
		54,000		6,400	6,400	6,400	6,400	6,400	6,400	6,400	9,500
8	54	48,000	6 + 6 + 6 + 6 + 6 + 6 + 6 + 12	5,300	5,300	5,300	5,300	5,300	5,300	5,300	10,700
		54,000		6,000	6,000	6,000	6,000	6,000	6,000	6,000	12,000
8	57	48,000	6 + 6 + 6 + 6 + 6 + 6 + 6 + 15	5,100	5,100	5,100	5,100	5,100	5,100	5,100	12,600
		54,000		5,700	5,700	5,700	5,700	5,700	5,700	5,700	14,200
8	60	48,000	6 + 6 + 6 + 6 + 6 + 6 + 6 + 18	4,800	4,800	4,800	4,800	4,800	4,800	4,800	14,400
		54,000		5,400	5,400	5,400	5,400	5,400	5,400	5,400	16,200
8	54	48,000	6 + 6 + 6 + 6 + 6 + 6 + 9 + 9	5,300	5,300	5,300	5,300	5,300	5,300	8,000	8,000
		54,000		6,000	6,000	6,000	6,000	6,000	6,000	9,000	9,000
8	57	48,000	6 + 6 + 6 + 6 + 6 + 6 + 9 + 12	5,100	5,100	5,100	5,100	5,100	5,100	7,600	10,100
		54,000		5,700	5,700	5,700	5,700	5,700	5,700	8,500	11,400
8	60	48,000	6 + 6 + 6 + 6 + 6 + 6 + 9 + 15	4,800	4,800	4,800	4,800	4,800	4,800	7,200	12,000
		54,000		5,400	5,400	5,400	5,400	5,400	5,400	8,100	13,500
8	60	48,000	6 + 6 + 6 + 6 + 6 + 6 + 12 + 12	4,800	4,800	4,800	4,800	4,800	4,800	9,600	9,600
		54,000		5,400	5,400	5,400	5,400	5,400	5,400	10,800	10,800
8	57	48,000	6 + 6 + 6 + 6 + 6 + 9 + 9 + 9	5,100	5,100	5,100	5,100	5,100	7,600	7,600	7,600
		54,000		5,700	5,700	5,700	5,700	5,700	8,500	8,500	8,500
8	60	48,000	6 + 6 + 6 + 6 + 6 + 9 + 9 + 12	4,800	4,800	4,800	4,800	4,800	7,200	7,200	9,600
		54,000		5,400	5,400	5,400	5,400	5,400	8,100	8,100	10,800
8	60	48,000	6 + 6 + 6 + 6 + 9 + 9 + 9 + 9	4,800	4,800	4,800	4,800	7,200	7,200	7,200	7,200
		54,000		5,400	5,400	5,400	5,400	8,100	8,100	8,100	8,100

MULTI-ZONE MATCHES

Specifications are subject to change without notice.

# MXZ-8C60NA2 INDOOR UNIT COMBINATIONS

**NON-DUCTED:**

# of indoor unit	Total Nominal Capacity (x1000 Btu/h)	Total Indoor Unit Capacity	Operational Performance for Indoor Unit Combinations (x1000 Btu/h) [Unit A + Unit B + Unit C + Unit D + Unit E + Unit F + Unit G + Unit H]	Cooling Capacity Range (Btu/h)							
				Heating Capacity Range (Btu/h)							
				Unit A	Unit B	Unit C	Unit D	Unit E	Unit F	Unit G	Unit H
1	6	6,000	6	6,000	0	0	0	0	0	0	0
		7,000	6	7,000	0	0	0	0	0	0	0
1	9	9,000	9	9,000	0	0	0	0	0	0	0
		10,300	9	10,300	0	0	0	0	0	0	0
1	12	12,000	12	12,000	0	0	0	0	0	0	0
		13,600	12	13,600	0	0	0	0	0	0	0
1	15	15,000	15	15,000	0	0	0	0	0	0	0
		16,900	15	16,900	0	0	0	0	0	0	0
1	18	18,000	6	18,000	0	0	0	0	0	0	0
		20,200	6	20,200	0	0	0	0	0	0	0
1	24	24,000	6	24,000	0	0	0	0	0	0	0
		26,800	6	26,800	0	0	0	0	0	0	0
1	30	30,000	6	30,000	0	0	0	0	0	0	0
		33,400	6	33,400	0	0	0	0	0	0	0
1	36	36,000	9	36,000	0	0	0	0	0	0	0
		40,000	9	40,000	0	0	0	0	0	0	0
2	12	12,000	6 + 6	6,000	6,000	0	0	0	0	0	0
		13,600	6 + 6	6,800	6,800	0	0	0	0	0	0
2	15	15,000	6 + 9	6,000	9,000	0	0	0	0	0	0
		16,900	6 + 9	6,800	10,100	0	0	0	0	0	0
2	18	18,000	6 + 12	6,000	12,000	0	0	0	0	0	0
		20,200	6 + 12	6,700	13,500	0	0	0	0	0	0
2	18	18,000	9 + 9	9,000	9,000	0	0	0	0	0	0
		20,200	9 + 9	10,100	10,100	0	0	0	0	0	0
2	21	21,000	6 + 15	6,000	15,000	0	0	0	0	0	0
		23,500	6 + 15	6,700	16,800	0	0	0	0	0	0
2	21	21,000	9 + 12	9,000	12,000	0	0	0	0	0	0
		23,500	9 + 12	10,100	13,400	0	0	0	0	0	0
2	24	24,000	6 + 18	6,000	18,000	0	0	0	0	0	0
		26,800	6 + 18	6,700	20,100	0	0	0	0	0	0
2	24	24,000	9 + 15	9,000	15,000	0	0	0	0	0	0
		26,800	9 + 15	10,100	16,800	0	0	0	0	0	0
2	24	24,000	12 + 12	12,000	12,000	0	0	0	0	0	0
		26,800	12 + 12	13,400	13,400	0	0	0	0	0	0
2	27	27,000	9 + 18	9,000	18,000	0	0	0	0	0	0
		30,100	9 + 18	10,000	20,100	0	0	0	0	0	0
2	27	27,000	12 + 15	12,000	15,000	0	0	0	0	0	0
		30,100	12 + 15	13,400	16,700	0	0	0	0	0	0
2	30	30,000	6 + 24	6,000	24,000	0	0	0	0	0	0
		33,400	6 + 24	6,700	26,700	0	0	0	0	0	0
2	30	30,000	12 + 18	12,000	18,000	0	0	0	0	0	0
		33,400	12 + 18	13,400	20,000	0	0	0	0	0	0
2	30	30,000	15 + 15	15,000	15,000	0	0	0	0	0	0
		33,400	15 + 15	16,700	16,700	0	0	0	0	0	0
2	33	33,000	9 + 24	9,000	24,000	0	0	0	0	0	0
		36,700	9 + 24	10,000	26,700	0	0	0	0	0	0
2	33	33,000	15 + 18	15,000	18,000	0	0	0	0	0	0
		36,700	15 + 18	16,700	20,000	0	0	0	0	0	0
2	36	36,000	6 + 30	6,000	30,000	0	0	0	0	0	0
		40,000	6 + 30	6,500	33,500	0	0	0	0	0	0
2	36	36,000	12 + 24	12,000	24,000	0	0	0	0	0	0
		40,000	12 + 24	13,300	26,700	0	0	0	0	0	0
2	36	36,000	18 + 18	18,000	18,000	0	0	0	0	0	0
		40,000	18 + 18	20,000	20,000	0	0	0	0	0	0
2	39	39,000	9 + 30	9,000	30,000	0	0	0	0	0	0
		43,200	9 + 30	9,800	33,400	0	0	0	0	0	0
2	39	39,000	15 + 24	15,000	24,000	0	0	0	0	0	0
		43,200	15 + 24	16,600	26,600	0	0	0	0	0	0
2	42	42,000	6 + 36	6,000	36,000	0	0	0	0	0	0
		46,500	6 + 36	6,400	40,100	0	0	0	0	0	0

MULTI-ZONE MATCHES



# MXZ-8C60NA2 INDOOR UNIT COMBINATIONS, contd.

**NON-DUCTED:**

# of indoor unit	Total Nominal Capacity (x1000 Btu/h)	Total Indoor Unit Capacity	Operational Performance for Indoor Unit Combinations (x1000 Btu/h) [Unit A + Unit B + Unit C + Unit D + Unit E + Unit F + Unit G + Unit H]	Cooling Capacity Range (Btu/h)							
				Heating Capacity Range (Btu/h)							
				Unit A	Unit B	Unit C	Unit D	Unit E	Unit F	Unit G	Unit H
2	42	42,000	12 + 30	12,000	30,000	0	0	0	0	0	0
		46,500	12 + 30	13,100	33,400	0	0	0	0	0	0
2	42	42,000	18 + 24	18,000	24,000	0	0	0	0	0	0
		46,500	18 + 24	19,900	26,600	0	0	0	0	0	0
2	45	45,000	9 + 36	9,000	36,000	0	0	0	0	0	0
		49,800	9 + 36	9,600	40,200	0	0	0	0	0	0
2	45	45,000	15 + 30	15,000	30,000	0	0	0	0	0	0
		49,800	15 + 30	16,300	33,500	0	0	0	0	0	0
2	48	48,000	12 + 36	12,000	36,000	0	0	0	0	0	0
		53,100	12 + 36	12,900	40,200	0	0	0	0	0	0
2	48	48,000	18 + 30	18,000	30,000	0	0	0	0	0	0
		53,100	18 + 30	19,600	33,500	0	0	0	0	0	0
2	48	48,000	24 + 24	24,000	24,000	0	0	0	0	0	0
		53,100	24 + 24	26,600	26,600	0	0	0	0	0	0
2	51	51,000	15 + 36	15,000	36,000	0	0	0	0	0	0
		56,400	15 + 36	16,100	40,300	0	0	0	0	0	0
2	54	54,000	18 + 36	18,000	36,000	0	0	0	0	0	0
		59,700	18 + 36	19,400	40,300	0	0	0	0	0	0
2	54	54,000	24 + 30	24,000	30,000	0	0	0	0	0	0
		59,700	24 + 30	26,200	33,500	0	0	0	0	0	0
2	60	60,000	24 + 36	24,000	36,000	0	0	0	0	0	0
		66,000	24 + 36	25,800	40,200	0	0	0	0	0	0
2	60	60,000	30 + 30	30,000	30,000	0	0	0	0	0	0
		66,000	30 + 30	33,000	33,000	0	0	0	0	0	0
2	66	61,200	30 + 36	27,800	33,400	0	0	0	0	0	0
		67,200	30 + 36	30,300	36,900	0	0	0	0	0	0
2	72	62,400	36 + 36	31,200	31,200	0	0	0	0	0	0
		68,400	36 + 36	34,200	34,200	0	0	0	0	0	0
3	18	18,000	6 + 6 + 6	6,000	6,000	6,000	0	0	0	0	0
		20,200	6 + 6 + 6	6,700	6,700	6,700	0	0	0	0	0
3	21	21,000	6 + 6 + 9	6,000	6,000	9,000	0	0	0	0	0
		23,500	6 + 6 + 9	6,700	6,700	10,100	0	0	0	0	0
3	24	24,000	6 + 6 + 12	6,000	6,000	12,000	0	0	0	0	0
		26,800	6 + 6 + 12	6,700	6,700	13,400	0	0	0	0	0
3	24	24,000	6 + 9 + 9	6,000	9,000	9,000	0	0	0	0	0
		26,800	6 + 9 + 9	6,700	10,100	10,100	0	0	0	0	0
3	27	27,000	6 + 6 + 15	6,000	6,000	15,000	0	0	0	0	0
		30,100	6 + 6 + 15	6,700	6,700	16,700	0	0	0	0	0
3	27	27,000	6 + 9 + 12	6,000	9,000	12,000	0	0	0	0	0
		30,100	6 + 9 + 12	6,700	10,000	13,400	0	0	0	0	0
3	27	27,000	9 + 9 + 9	9,000	9,000	9,000	0	0	0	0	0
		30,100	9 + 9 + 9	10,000	10,000	10,000	0	0	0	0	0
3	30	30,000	6 + 6 + 18	6,000	6,000	18,000	0	0	0	0	0
		33,400	6 + 6 + 18	6,700	6,700	20,000	0	0	0	0	0
3	30	30,000	6 + 9 + 15	6,000	9,000	15,000	0	0	0	0	0
		33,400	6 + 9 + 15	6,700	10,000	16,700	0	0	0	0	0
3	30	30,000	6 + 12 + 12	6,000	12,000	12,000	0	0	0	0	0
		33,400	6 + 12 + 12	6,700	13,400	13,400	0	0	0	0	0
3	30	30,000	9 + 9 + 12	9,000	9,000	12,000	0	0	0	0	0
		33,400	9 + 9 + 12	10,000	10,000	13,400	0	0	0	0	0
3	33	33,000	6 + 9 + 18	6,000	9,000	18,000	0	0	0	0	0
		36,700	6 + 9 + 18	6,700	10,000	20,000	0	0	0	0	0
3	33	33,000	6 + 12 + 15	6,000	12,000	15,000	0	0	0	0	0
		36,700	6 + 12 + 15	6,700	13,300	16,700	0	0	0	0	0
3	33	33,000	9 + 9 + 15	9,000	9,000	15,000	0	0	0	0	0
		36,700	9 + 9 + 15	10,000	10,000	16,700	0	0	0	0	0
3	33	33,000	9 + 12 + 12	9,000	12,000	12,000	0	0	0	0	0
		36,700	9 + 12 + 12	10,000	13,300	13,300	0	0	0	0	0
3	36	36,000	6 + 6 + 24	6,000	6,000	24,000	0	0	0	0	0
		40,000	6 + 6 + 24	6,700	6,700	26,700	0	0	0	0	0

MULTI-ZONE MATCHES

# MXZ-8C60NA2 INDOOR UNIT COMBINATIONS, contd.

**NON-DUCTED:**

# of indoor unit	Total Nominal Capacity (x1000 Btu/h)	Total Indoor Unit Capacity	Operational Performance for Indoor Unit Combinations (x1000 Btu/h) [Unit A + Unit B + Unit C + Unit D + Unit E + Unit F + Unit G + Unit H]	Cooling Capacity Range (Btu/h)							
				Heating Capacity Range (Btu/h)							
				Unit A	Unit B	Unit C	Unit D	Unit E	Unit F	Unit G	Unit H
3	36	36,000	9 + 9 + 18	9,000	9,000	18,000	0	0	0	0	0
		40,000	9 + 9 + 18	10,000	10,000	20,000	0	0	0	0	0
3	36	36,000	6 + 12 + 18	6,000	12,000	18,000	0	0	0	0	0
		40,000	6 + 12 + 18	6,700	13,300	20,000	0	0	0	0	0
3	36	36,000	6 + 15 + 15	6,000	15,000	15,000	0	0	0	0	0
		40,000	6 + 15 + 15	6,700	16,700	16,700	0	0	0	0	0
3	36	36,000	9 + 9 + 18	9,000	9,000	18,000	0	0	0	0	0
		40,000	9 + 9 + 18	10,000	10,000	20,000	0	0	0	0	0
3	36	36,000	9 + 12 + 15	9,000	12,000	15,000	0	0	0	0	0
		40,000	9 + 12 + 15	10,000	13,300	16,700	0	0	0	0	0
3	36	36,000	12 + 12 + 12	12,000	12,000	12,000	0	0	0	0	0
		40,000	12 + 12 + 12	13,300	13,300	13,300	0	0	0	0	0
3	39	39,000	6 + 9 + 24	6,000	9,000	24,000	0	0	0	0	0
		43,200	6 + 9 + 24	6,600	10,000	26,600	0	0	0	0	0
3	39	39,000	6 + 15 + 18	6,000	15,000	18,000	0	0	0	0	0
		43,200	6 + 15 + 18	6,600	16,600	19,900	0	0	0	0	0
3	39	39,000	9 + 12 + 18	9,000	12,000	18,000	0	0	0	0	0
		43,200	9 + 12 + 18	10,000	13,300	19,900	0	0	0	0	0
3	39	39,000	9 + 15 + 15	9,000	15,000	15,000	0	0	0	0	0
		43,200	9 + 15 + 15	10,000	16,600	16,600	0	0	0	0	0
3	39	39,000	12 + 12 + 15	12,000	12,000	15,000	0	0	0	0	0
		43,200	12 + 12 + 15	13,300	13,300	16,600	0	0	0	0	0
3	42	42,000	6 + 6 + 30	6,000	6,000	30,000	0	0	0	0	0
		46,500	6 + 6 + 30	6,500	6,500	33,400	0	0	0	0	0
3	42	42,000	6 + 12 + 24	6,000	12,000	24,000	0	0	0	0	0
		46,500	6 + 12 + 24	6,600	13,300	26,600	0	0	0	0	0
3	42	42,000	6 + 18 + 18	6,000	18,000	18,000	0	0	0	0	0
		46,500	6 + 18 + 18	6,600	19,900	19,900	0	0	0	0	0
3	42	42,000	9 + 9 + 24	9,000	9,000	24,000	0	0	0	0	0
		46,500	9 + 9 + 24	10,000	10,000	26,600	0	0	0	0	0
3	42	42,000	9 + 15 + 18	9,000	15,000	18,000	0	0	0	0	0
		46,500	9 + 15 + 18	10,000	16,600	19,900	0	0	0	0	0
3	42	42,000	12 + 12 + 18	12,000	12,000	18,000	0	0	0	0	0
		46,500	12 + 12 + 18	13,300	13,300	19,900	0	0	0	0	0
3	42	42,000	12 + 15 + 15	12,000	15,000	15,000	0	0	0	0	0
		46,500	12 + 15 + 15	13,300	16,600	16,600	0	0	0	0	0
3	45	45,000	6 + 9 + 30	6,000	9,000	30,000	0	0	0	0	0
		49,800	6 + 9 + 30	6,500	9,800	33,500	0	0	0	0	0
3	45	45,000	6 + 15 + 24	6,000	15,000	24,000	0	0	0	0	0
		49,800	6 + 15 + 24	6,600	16,600	26,600	0	0	0	0	0
3	45	45,000	9 + 12 + 24	9,000	12,000	24,000	0	0	0	0	0
		49,800	9 + 12 + 24	10,000	13,300	26,600	0	0	0	0	0
3	45	45,000	9 + 18 + 18	9,000	18,000	18,000	0	0	0	0	0
		49,800	9 + 18 + 18	10,000	19,900	19,900	0	0	0	0	0
3	45	45,000	12 + 15 + 18	12,000	15,000	18,000	0	0	0	0	0
		49,800	12 + 15 + 18	13,300	16,600	19,900	0	0	0	0	0
3	45	45,000	15 + 15 + 15	15,000	15,000	15,000	0	0	0	0	0
		49,800	15 + 15 + 15	16,600	16,600	16,600	0	0	0	0	0
3	48	48,000	6 + 6 + 36	6,000	6,000	36,000	0	0	0	0	0
		53,100	6 + 6 + 36	6,400	6,400	40,200	0	0	0	0	0
3	48	48,000	6 + 12 + 30	6,000	12,000	30,000	0	0	0	0	0
		53,100	6 + 12 + 30	6,500	13,100	33,500	0	0	0	0	0
3	48	48,000	6 + 18 + 24	6,000	18,000	24,000	0	0	0	0	0
		53,100	6 + 18 + 24	6,600	19,900	26,600	0	0	0	0	0
3	48	48,000	9 + 9 + 30	9,000	9,000	30,000	0	0	0	0	0
		53,100	9 + 9 + 30	9,800	9,800	33,500	0	0	0	0	0
3	48	48,000	9 + 15 + 24	9,000	15,000	24,000	0	0	0	0	0
		53,100	9 + 15 + 24	10,000	16,600	26,600	0	0	0	0	0
3	48	48,000	12 + 12 + 24	12,000	12,000	24,000	0	0	0	0	0
		53,100	12 + 12 + 24	13,300	13,300	26,600	0	0	0	0	0

MULTI-ZONE MATCHES



# MXZ-8C60NA2 INDOOR UNIT COMBINATIONS, contd.

**NON-DUCTED:**

# of indoor unit	Total Nominal Capacity (x1000 Btu/h)	Total Indoor Unit Capacity	Operational Performance for Indoor Unit Combinations (x1000 Btu/h) [Unit A + Unit B + Unit C + Unit D + Unit E + Unit F + Unit G + Unit H]	Cooling Capacity Range (Btu/h)							
				Heating Capacity Range (Btu/h)							
				Unit A	Unit B	Unit C	Unit D	Unit E	Unit F	Unit G	Unit H
3	48	48,000	12 + 18 + 18	12,000	18,000	18,000	0	0	0	0	0
		53,100	12 + 18 + 18	13,300	19,900	19,900	0	0	0	0	0
3	48	48,000	15 + 15 + 18	15,000	15,000	18,000	0	0	0	0	0
		53,100	15 + 15 + 18	16,600	16,600	19,900	0	0	0	0	0
3	51	51,000	6 + 9 + 36	6,000	9,000	36,000	0	0	0	0	0
		56,400	6 + 9 + 36	6,400	9,700	40,300	0	0	0	0	0
3	51	51,000	6 + 15 + 30	6,000	15,000	30,000	0	0	0	0	0
		56,400	6 + 15 + 30	6,500	16,300	33,500	0	0	0	0	0
3	51	51,000	9 + 12 + 30	9,000	12,000	30,000	0	0	0	0	0
		56,400	9 + 12 + 30	9,800	13,100	33,500	0	0	0	0	0
3	51	51,000	9 + 18 + 24	9,000	18,000	24,000	0	0	0	0	0
		56,400	9 + 18 + 24	10,000	19,900	26,500	0	0	0	0	0
3	51	51,000	12 + 15 + 24	12,000	15,000	24,000	0	0	0	0	0
		56,400	12 + 15 + 24	13,300	16,600	26,500	0	0	0	0	0
3	51	51,000	15 + 18 + 18	15,000	18,000	18,000	0	0	0	0	0
		56,400	15 + 18 + 18	16,600	19,900	19,900	0	0	0	0	0
3	54	54,000	6 + 12 + 36	6,000	12,000	36,000	0	0	0	0	0
		59,700	6 + 12 + 36	6,500	12,900	40,300	0	0	0	0	0
3	54	54,000	6 + 18 + 30	6,000	18,000	30,000	0	0	0	0	0
		59,700	6 + 18 + 30	6,500	19,600	33,500	0	0	0	0	0
3	54	54,000	6 + 24 + 24	6,000	24,000	24,000	0	0	0	0	0
		59,700	6 + 24 + 24	6,600	26,500	26,500	0	0	0	0	0
3	54	54,000	9 + 9 + 36	9,000	9,000	36,000	0	0	0	0	0
		59,700	9 + 9 + 36	9,700	9,700	40,300	0	0	0	0	0
3	54	54,000	9 + 15 + 30	9,000	15,000	30,000	0	0	0	0	0
		59,700	9 + 15 + 30	9,800	16,400	33,500	0	0	0	0	0
3	54	54,000	12 + 12 + 30	12,000	12,000	30,000	0	0	0	0	0
		59,700	12 + 12 + 30	13,100	13,100	33,500	0	0	0	0	0
3	54	54,000	12 + 18 + 24	12,000	18,000	24,000	0	0	0	0	0
		59,700	12 + 18 + 24	13,300	19,900	26,500	0	0	0	0	0
3	54	54,000	15 + 15 + 24	15,000	15,000	24,000	0	0	0	0	0
		59,700	15 + 15 + 24	16,600	16,600	26,500	0	0	0	0	0
3	57	57,000	6 + 15 + 36	6,000	15,000	36,000	0	0	0	0	0
		63,000	6 + 15 + 36	6,500	16,200	40,400	0	0	0	0	0
3	57	57,000	9 + 12 + 36	9,000	12,000	36,000	0	0	0	0	0
		63,000	9 + 12 + 36	9,700	12,900	40,400	0	0	0	0	0
3	57	57,000	9 + 18 + 30	9,000	18,000	30,000	0	0	0	0	0
		63,000	9 + 18 + 30	9,800	19,600	33,500	0	0	0	0	0
3	57	57,000	9 + 24 + 24	9,000	24,000	24,000	0	0	0	0	0
		63,000	9 + 24 + 24	9,900	26,500	26,500	0	0	0	0	0
3	57	57,000	12 + 15 + 30	12,000	15,000	30,000	0	0	0	0	0
		63,000	12 + 15 + 30	13,100	16,400	33,500	0	0	0	0	0
3	60	60,000	6 + 18 + 36	6,000	18,000	36,000	0	0	0	0	0
		66,000	6 + 18 + 36	6,400	19,300	40,200	0	0	0	0	0
3	60	60,000	6 + 24 + 30	6,000	24,000	30,000	0	0	0	0	0
		66,000	6 + 24 + 30	6,500	26,100	33,400	0	0	0	0	0
3	60	60,000	9 + 15 + 36	9,000	15,000	36,000	0	0	0	0	0
		66,000	9 + 15 + 36	9,700	16,100	40,200	0	0	0	0	0
3	60	60,000	12 + 12 + 36	12,000	12,000	36,000	0	0	0	0	0
		66,000	12 + 12 + 36	12,900	12,900	40,200	0	0	0	0	0
3	60	60,000	12 + 18 + 30	12,000	18,000	30,000	0	0	0	0	0
		66,000	12 + 18 + 30	13,000	19,600	33,400	0	0	0	0	0
3	60	60,000	12 + 24 + 24	12,000	24,000	24,000	0	0	0	0	0
		66,000	12 + 24 + 24	13,200	26,400	26,400	0	0	0	0	0
3	60	60,000	15 + 15 + 30	15,000	15,000	30,000	0	0	0	0	0
		66,000	15 + 15 + 30	16,300	16,300	33,400	0	0	0	0	0
3	60	60,000	18 + 18 + 24	18,000	18,000	24,000	0	0	0	0	0
		66,000	18 + 18 + 24	19,800	19,800	26,400	0	0	0	0	0
3	63	60,600	9 + 18 + 36	8,700	17,300	34,600	0	0	0	0	0
		66,600	9 + 18 + 36	9,300	18,600	38,700	0	0	0	0	0

MULTI-ZONE MATCHES

# MXZ-8C60NA2 INDOOR UNIT COMBINATIONS, contd.

**NON-DUCTED:**

# of indoor unit	Total Nominal Capacity (x1000 Btu/h)	Total Indoor Unit Capacity	Operational Performance for Indoor Unit Combinations (x1000 Btu/h) [Unit A + Unit B + Unit C + Unit D + Unit E + Unit F + Unit G + Unit H]	Cooling Capacity Range (Btu/h)							
				Heating Capacity Range (Btu/h)							
				Unit A	Unit B	Unit C	Unit D	Unit E	Unit F	Unit G	Unit H
3	63	60,600	9 + 24 + 30	8,700	23,100	28,900	0	0	0	0	0
		66,600	9 + 24 + 30	9,400	25,100	32,100	0	0	0	0	0
3	63	60,600	12 + 15 + 36	11,500	14,400	34,600	0	0	0	0	0
		66,600	12 + 15 + 36	12,400	15,500	38,700	0	0	0	0	0
3	66	61,200	6 + 24 + 36	5,600	22,300	33,400	0	0	0	0	0
		67,200	6 + 24 + 36	6,000	23,900	37,300	0	0	0	0	0
3	66	61,200	6 + 30 + 30	5,600	27,800	27,800	0	0	0	0	0
		67,200	6 + 30 + 30	6,000	30,600	30,600	0	0	0	0	0
3	66	61,200	12 + 18 + 36	11,100	16,700	33,400	0	0	0	0	0
		67,200	12 + 18 + 36	11,900	17,900	37,300	0	0	0	0	0
3	66	61,200	12 + 24 + 30	11,100	22,300	27,800	0	0	0	0	0
		67,200	12 + 24 + 30	12,100	24,200	31,000	0	0	0	0	0
3	66	61,200	15 + 15 + 36	13,900	13,900	33,400	0	0	0	0	0
		67,200	15 + 15 + 36	14,900	14,900	37,300	0	0	0	0	0
3	66	61,200	18 + 18 + 30	16,700	16,700	27,800	0	0	0	0	0
		67,200	18 + 18 + 30	18,100	18,100	31,000	0	0	0	0	0
3	66	61,200	18 + 24 + 24	16,700	22,300	22,300	0	0	0	0	0
		67,200	18 + 24 + 24	18,300	24,400	24,400	0	0	0	0	0
3	69	61,800	9 + 24 + 36	8,100	21,500	32,200	0	0	0	0	0
		67,800	9 + 24 + 36	8,700	23,100	36,100	0	0	0	0	0
3	69	61,800	9 + 30 + 30	8,100	26,900	26,900	0	0	0	0	0
		67,800	9 + 30 + 30	8,700	29,600	29,600	0	0	0	0	0
3	72	62,400	6 + 30 + 36	5,200	26,000	31,200	0	0	0	0	0
		68,400	6 + 30 + 36	5,500	28,300	34,500	0	0	0	0	0
3	72	62,400	12 + 24 + 36	10,400	20,800	31,200	0	0	0	0	0
		68,400	12 + 24 + 36	11,200	22,300	34,900	0	0	0	0	0
3	72	62,400	12 + 30 + 30	10,400	26,000	26,000	0	0	0	0	0
		68,400	12 + 30 + 30	11,200	28,600	28,600	0	0	0	0	0
3	72	62,400	18 + 18 + 36	15,600	15,600	31,200	0	0	0	0	0
		68,400	18 + 18 + 36	16,800	16,800	34,900	0	0	0	0	0
3	72	62,400	18 + 24 + 30	15,600	20,800	26,000	0	0	0	0	0
		68,400	18 + 24 + 30	16,900	22,600	28,900	0	0	0	0	0
3	72	62,400	24 + 24 + 24	20,800	20,800	20,800	0	0	0	0	0
		68,400	24 + 24 + 24	22,800	22,800	22,800	0	0	0	0	0
3	75	63,000	9 + 30 + 36	7,600	25,200	30,200	0	0	0	0	0
		69,000	9 + 30 + 36	8,000	27,500	33,500	0	0	0	0	0
3	78	63,600	6 + 36 + 36	4,900	29,400	29,400	0	0	0	0	0
		69,600	6 + 36 + 36	5,200	32,200	32,200	0	0	0	0	0
3	78	63,600	12 + 30 + 36	9,800	24,500	29,400	0	0	0	0	0
		69,600	12 + 30 + 36	10,400	26,700	32,500	0	0	0	0	0
3	78	63,600	18 + 24 + 36	14,700	19,600	29,400	0	0	0	0	0
		69,600	18 + 24 + 36	15,800	21,000	32,800	0	0	0	0	0
3	78	63,600	24 + 24 + 30	19,600	19,600	24,500	0	0	0	0	0
		69,600	24 + 24 + 30	21,200	21,200	27,200	0	0	0	0	0
4	24	24,000	6 + 6 + 6 + 6	6,000	6,000	6,000	6,000	0	0	0	0
		26,800	6 + 6 + 6 + 6	6,700	6,700	6,700	6,700	0	0	0	0
4	27	27,000	6 + 6 + 6 + 9	6,000	6,000	6,000	9,000	0	0	0	0
		30,100	6 + 6 + 6 + 9	6,700	6,700	6,700	10,000	0	0	0	0
4	30	30,000	6 + 6 + 6 + 12	6,000	6,000	6,000	12,000	0	0	0	0
		33,400	6 + 6 + 6 + 12	6,700	6,700	6,700	13,400	0	0	0	0
4	30	30,000	6 + 6 + 9 + 9	6,000	6,000	9,000	9,000	0	0	0	0
		33,400	6 + 6 + 9 + 9	6,700	6,700	10,000	10,000	0	0	0	0
4	33	33,000	6 + 6 + 6 + 15	6,000	6,000	6,000	15,000	0	0	0	0
		36,700	6 + 6 + 6 + 15	6,700	6,700	6,700	16,700	0	0	0	0
4	33	33,000	6 + 6 + 9 + 12	6,000	6,000	9,000	12,000	0	0	0	0
		36,700	6 + 6 + 9 + 12	6,700	6,700	10,000	13,300	0	0	0	0
4	33	33,000	6 + 9 + 9 + 9	6,000	9,000	9,000	9,000	0	0	0	0
		36,700	6 + 9 + 9 + 9	6,700	10,000	10,000	10,000	0	0	0	0
4	36	36,000	6 + 6 + 6 + 18	6,000	6,000	6,000	18,000	0	0	0	0
		40,000	6 + 6 + 6 + 18	6,700	6,700	6,700	20,000	0	0	0	0

MULTI-ZONE MATCHES



# MXZ-8C60NA2 INDOOR UNIT COMBINATIONS, contd.

**NON-DUCTED:**

# of indoor unit	Total Nominal Capacity (x1000 Btu/h)	Total Indoor Unit Capacity	Operational Performance for Indoor Unit Combinations (x1000 Btu/h) [Unit A + Unit B + Unit C + Unit D + Unit E + Unit F + Unit G + Unit H]	Cooling Capacity Range (Btu/h)							
				Heating Capacity Range (Btu/h)							
				Unit A	Unit B	Unit C	Unit D	Unit E	Unit F	Unit G	Unit H
4	36	36,000	6 + 6 + 9 + 15	6,000	6,000	9,000	15,000	0	0	0	0
		40,000	6 + 6 + 9 + 15	6,700	6,700	10,000	16,700	0	0	0	0
4	36	36,000	6 + 6 + 12 + 12	6,000	6,000	12,000	12,000	0	0	0	0
		40,000	6 + 6 + 12 + 12	6,700	6,700	13,300	13,300	0	0	0	0
4	36	36,000	6 + 9 + 9 + 12	6,000	9,000	9,000	12,000	0	0	0	0
		40,000	6 + 9 + 9 + 12	6,700	10,000	10,000	13,300	0	0	0	0
4	36	36,000	9 + 9 + 9 + 9	9,000	9,000	9,000	9,000	0	0	0	0
		40,000	9 + 9 + 9 + 9	10,000	10,000	10,000	10,000	0	0	0	0
4	39	39,000	6 + 6 + 9 + 18	6,000	6,000	9,000	18,000	0	0	0	0
		43,200	6 + 6 + 9 + 18	6,600	6,600	10,000	19,900	0	0	0	0
4	39	39,000	6 + 6 + 12 + 15	6,000	6,000	12,000	15,000	0	0	0	0
		43,200	6 + 6 + 12 + 15	6,600	6,600	13,300	16,600	0	0	0	0
4	39	39,000	6 + 9 + 9 + 15	6,000	9,000	9,000	15,000	0	0	0	0
		43,200	6 + 9 + 9 + 15	6,600	10,000	10,000	16,600	0	0	0	0
4	39	39,000	6 + 9 + 12 + 12	6,000	9,000	12,000	12,000	0	0	0	0
		43,200	6 + 9 + 12 + 12	6,600	10,000	13,300	13,300	0	0	0	0
4	39	39,000	9 + 9 + 9 + 12	9,000	9,000	9,000	12,000	0	0	0	0
		43,200	9 + 9 + 9 + 12	10,000	10,000	10,000	13,300	0	0	0	0
4	42	42,000	6 + 6 + 6 + 24	6,000	6,000	6,000	24,000	0	0	0	0
		46,500	6 + 6 + 6 + 24	6,600	6,600	6,600	26,600	0	0	0	0
4	42	42,000	6 + 6 + 12 + 18	6,000	6,000	12,000	18,000	0	0	0	0
		46,500	6 + 6 + 12 + 18	6,600	6,600	13,300	19,900	0	0	0	0
4	42	42,000	6 + 6 + 15 + 15	6,000	6,000	15,000	15,000	0	0	0	0
		46,500	6 + 6 + 15 + 15	6,600	6,600	16,600	16,600	0	0	0	0
4	42	42,000	6 + 9 + 9 + 18	6,000	9,000	9,000	18,000	0	0	0	0
		46,500	6 + 9 + 9 + 18	6,600	10,000	10,000	19,900	0	0	0	0
4	42	42,000	6 + 9 + 12 + 15	6,000	9,000	12,000	15,000	0	0	0	0
		46,500	6 + 9 + 12 + 15	6,600	10,000	13,300	16,600	0	0	0	0
4	42	42,000	6 + 12 + 12 + 12	6,000	12,000	12,000	12,000	0	0	0	0
		46,500	6 + 12 + 12 + 12	6,600	13,300	13,300	13,300	0	0	0	0
4	42	42,000	9 + 9 + 9 + 15	9,000	9,000	9,000	15,000	0	0	0	0
		46,500	9 + 9 + 9 + 15	10,000	10,000	10,000	16,600	0	0	0	0
4	42	42,000	9 + 9 + 12 + 12	9,000	9,000	12,000	12,000	0	0	0	0
		46,500	9 + 9 + 12 + 12	10,000	10,000	13,300	13,300	0	0	0	0
4	45	45,000	6 + 6 + 9 + 24	6,000	6,000	9,000	24,000	0	0	0	0
		49,800	6 + 6 + 9 + 24	6,600	6,600	10,000	26,600	0	0	0	0
4	45	45,000	6 + 6 + 15 + 18	6,000	6,000	15,000	18,000	0	0	0	0
		49,800	6 + 6 + 15 + 18	6,600	6,600	16,600	19,900	0	0	0	0
4	45	45,000	6 + 9 + 12 + 18	6,000	9,000	12,000	18,000	0	0	0	0
		49,800	6 + 9 + 12 + 18	6,600	10,000	13,300	19,900	0	0	0	0
4	45	45,000	6 + 9 + 15 + 15	6,000	9,000	15,000	15,000	0	0	0	0
		49,800	6 + 9 + 15 + 15	6,600	10,000	16,600	16,600	0	0	0	0
4	45	45,000	6 + 12 + 12 + 15	6,000	12,000	12,000	15,000	0	0	0	0
		49,800	6 + 12 + 12 + 15	6,600	13,300	13,300	16,600	0	0	0	0
4	45	45,000	9 + 9 + 9 + 18	9,000	9,000	9,000	18,000	0	0	0	0
		49,800	9 + 9 + 9 + 18	10,000	10,000	10,000	19,900	0	0	0	0
4	45	45,000	9 + 9 + 12 + 15	9,000	9,000	12,000	15,000	0	0	0	0
		49,800	9 + 9 + 12 + 15	10,000	10,000	13,300	16,600	0	0	0	0
4	45	48,000	9 + 12 + 12 + 12	9,600	12,800	12,800	12,800	0	0	0	0
		49,800	9 + 12 + 12 + 12	10,000	13,300	13,300	13,300	0	0	0	0
4	48	48,000	6 + 6 + 6 + 30	6,000	6,000	6,000	30,000	0	0	0	0
		53,100	6 + 6 + 6 + 30	6,500	6,500	6,500	33,500	0	0	0	0
4	48	48,000	6 + 6 + 12 + 24	6,000	6,000	12,000	24,000	0	0	0	0
		53,100	6 + 6 + 12 + 24	6,600	6,600	13,300	26,600	0	0	0	0
4	48	48,000	6 + 6 + 18 + 18	6,000	6,000	18,000	18,000	0	0	0	0
		53,100	6 + 6 + 18 + 18	6,600	6,600	19,900	19,900	0	0	0	0
4	48	48,000	6 + 9 + 9 + 24	6,000	9,000	9,000	24,000	0	0	0	0
		53,100	6 + 9 + 9 + 24	6,600	10,000	10,000	26,600	0	0	0	0
4	48	48,000	6 + 9 + 15 + 18	6,000	9,000	15,000	18,000	0	0	0	0
		53,100	6 + 9 + 15 + 18	6,600	10,000	16,600	19,900	0	0	0	0

MULTI-ZONE MATCHES

# MXZ-8C60NA2 INDOOR UNIT COMBINATIONS, contd.

**NON-DUCTED:**

# of indoor unit	Total Nominal Capacity (x1000 Btu/h)	Total Indoor Unit Capacity	Operational Performance for Indoor Unit Combinations (x1000 Btu/h) [Unit A + Unit B + Unit C + Unit D + Unit E + Unit F + Unit G + Unit H]	Cooling Capacity Range (Btu/h)							
				Heating Capacity Range (Btu/h)							
				Unit A	Unit B	Unit C	Unit D	Unit E	Unit F	Unit G	Unit H
4	48	48,000	6 + 12 + 12 + 18	6,000	12,000	12,000	18,000	0	0	0	0
		53,100	6 + 12 + 12 + 18	6,600	13,300	13,300	19,900	0	0	0	0
4	48	48,000	6 + 12 + 15 + 15	6,000	12,000	15,000	15,000	0	0	0	0
		53,100	6 + 12 + 15 + 15	6,600	13,300	16,600	16,600	0	0	0	0
4	48	48,000	9 + 9 + 12 + 18	9,000	9,000	12,000	18,000	0	0	0	0
		53,100	9 + 9 + 12 + 18	10,000	10,000	13,300	19,900	0	0	0	0
4	48	45,000	9 + 9 + 15 + 15	8,400	8,400	14,100	14,100	0	0	0	0
		53,100	9 + 9 + 15 + 15	10,000	10,000	16,600	16,600	0	0	0	0
4	48	48,000	9 + 12 + 12 + 15	9,000	12,000	12,000	15,000	0	0	0	0
		53,100	9 + 12 + 12 + 15	10,000	13,300	13,300	16,600	0	0	0	0
4	48	48,000	12 + 12 + 12 + 12	12,000	12,000	12,000	12,000	0	0	0	0
		53,100	12 + 12 + 12 + 12	13,300	13,300	13,300	13,300	0	0	0	0
4	51	51,000	6 + 6 + 9 + 30	6,000	6,000	9,000	30,000	0	0	0	0
		56,400	6 + 6 + 9 + 30	6,500	6,500	9,800	33,500	0	0	0	0
4	51	51,000	6 + 6 + 15 + 24	6,000	6,000	15,000	24,000	0	0	0	0
		56,400	6 + 6 + 15 + 24	6,600	6,600	16,600	26,500	0	0	0	0
4	51	51,000	6 + 9 + 12 + 24	6,000	9,000	12,000	24,000	0	0	0	0
		56,400	6 + 9 + 12 + 24	6,600	10,000	13,300	26,500	0	0	0	0
4	51	51,000	6 + 9 + 18 + 18	6,000	9,000	18,000	18,000	0	0	0	0
		56,400	6 + 9 + 18 + 18	6,600	10,000	19,900	19,900	0	0	0	0
4	51	51,000	6 + 12 + 15 + 18	6,000	12,000	15,000	18,000	0	0	0	0
		56,400	6 + 12 + 15 + 18	6,600	13,300	16,600	19,900	0	0	0	0
4	51	51,000	6 + 15 + 15 + 15	6,000	15,000	15,000	15,000	0	0	0	0
		56,400	6 + 15 + 15 + 15	6,600	16,600	16,600	16,600	0	0	0	0
4	51	51,000	9 + 9 + 9 + 24	9,000	9,000	9,000	24,000	0	0	0	0
		56,400	9 + 9 + 9 + 24	10,000	10,000	10,000	26,500	0	0	0	0
4	51	51,000	9 + 9 + 15 + 18	9,000	9,000	15,000	18,000	0	0	0	0
		56,400	9 + 9 + 15 + 18	10,000	10,000	16,600	19,900	0	0	0	0
4	51	51,000	9 + 12 + 12 + 18	9,000	12,000	12,000	18,000	0	0	0	0
		56,400	9 + 12 + 12 + 18	10,000	13,300	13,300	19,900	0	0	0	0
4	51	51,000	9 + 12 + 15 + 15	9,000	12,000	15,000	15,000	0	0	0	0
		56,400	9 + 12 + 15 + 15	10,000	13,300	16,600	16,600	0	0	0	0
4	51	51,000	12 + 12 + 12 + 15	12,000	12,000	12,000	15,000	0	0	0	0
		56,400	12 + 12 + 12 + 15	13,300	13,300	13,300	16,600	0	0	0	0
4	54	54,000	6 + 6 + 6 + 36	6,000	6,000	6,000	36,000	0	0	0	0
		59,700	6 + 6 + 6 + 36	6,500	6,500	6,500	40,300	0	0	0	0
4	54	54,000	6 + 6 + 12 + 30	6,000	6,000	12,000	30,000	0	0	0	0
		59,700	6 + 6 + 12 + 30	6,500	6,500	13,100	33,500	0	0	0	0
4	54	54,000	6 + 6 + 18 + 24	6,000	6,000	18,000	24,000	0	0	0	0
		59,700	6 + 6 + 18 + 24	6,600	6,600	19,900	26,500	0	0	0	0
4	54	54,000	6 + 9 + 9 + 30	6,000	9,000	9,000	30,000	0	0	0	0
		59,700	6 + 9 + 9 + 30	6,500	9,800	9,800	33,500	0	0	0	0
4	54	54,000	6 + 9 + 15 + 24	6,000	9,000	15,000	24,000	0	0	0	0
		59,700	6 + 9 + 15 + 24	6,600	10,000	16,600	26,500	0	0	0	0
4	54	54,000	6 + 12 + 12 + 24	6,000	12,000	12,000	24,000	0	0	0	0
		59,700	6 + 12 + 12 + 24	6,600	13,300	13,300	26,500	0	0	0	0
4	54	54,000	6 + 15 + 15 + 18	6,000	15,000	15,000	18,000	0	0	0	0
		59,700	6 + 15 + 15 + 18	6,600	16,600	16,600	19,900	0	0	0	0
4	54	54,000	9 + 9 + 12 + 24	9,000	9,000	12,000	24,000	0	0	0	0
		59,700	9 + 9 + 12 + 24	10,000	10,000	13,300	26,500	0	0	0	0
4	54	54,000	9 + 9 + 18 + 18	9,000	9,000	18,000	18,000	0	0	0	0
		59,700	9 + 9 + 18 + 18	10,000	10,000	19,900	19,900	0	0	0	0
4	54	54,000	9 + 12 + 15 + 18	9,000	12,000	15,000	18,000	0	0	0	0
		59,700	9 + 12 + 15 + 18	10,000	13,300	16,600	19,900	0	0	0	0
4	54	54,000	9 + 15 + 15 + 15	9,000	15,000	15,000	15,000	0	0	0	0
		59,700	9 + 15 + 15 + 15	10,000	16,600	16,600	16,600	0	0	0	0
4	54	54,000	12 + 12 + 12 + 18	12,000	12,000	12,000	18,000	0	0	0	0
		59,700	12 + 12 + 12 + 18	13,300	13,300	13,300	19,900	0	0	0	0
4	54	54,000	12 + 12 + 15 + 15	12,000	12,000	15,000	15,000	0	0	0	0
		59,700	12 + 12 + 15 + 15	13,300	13,300	16,600	16,600	0	0	0	0

MULTI-ZONE MATCHES



# MXZ-8C60NA2 INDOOR UNIT COMBINATIONS, contd.

**NON-DUCTED:**

# of indoor unit	Total Nominal Capacity (x1000 Btu/h)	Total Indoor Unit Capacity	Operational Performance for Indoor Unit Combinations (x1000 Btu/h) [Unit A + Unit B + Unit C + Unit D + Unit E + Unit F + Unit G + Unit H]	Cooling Capacity Range (Btu/h)							
				Heating Capacity Range (Btu/h)							
				Unit A	Unit B	Unit C	Unit D	Unit E	Unit F	Unit G	Unit H
4	57	57,000	6 + 6 + 9 + 36	6,000	6,000	9,000	36,000	0	0	0	0
		63,000	6 + 6 + 9 + 36	6,500	6,500	9,700	40,400	0	0	0	0
4	57	57,000	6 + 6 + 15 + 30	6,000	6,000	15,000	30,000	0	0	0	0
		63,000	6 + 6 + 15 + 30	6,500	6,500	16,400	33,500	0	0	0	0
4	57	57,000	6 + 9 + 12 + 30	6,000	9,000	12,000	30,000	0	0	0	0
		63,000	6 + 9 + 12 + 30	6,500	9,800	13,100	33,500	0	0	0	0
4	57	57,000	6 + 9 + 18 + 24	6,000	9,000	18,000	24,000	0	0	0	0
		63,000	6 + 9 + 18 + 24	6,600	9,900	19,900	26,500	0	0	0	0
4	57	57,000	6 + 12 + 15 + 24	6,000	12,000	15,000	24,000	0	0	0	0
		63,000	6 + 12 + 15 + 24	6,600	13,300	16,600	26,500	0	0	0	0
4	57	57,000	9 + 9 + 9 + 30	9,000	9,000	9,000	30,000	0	0	0	0
		63,000	9 + 9 + 9 + 30	9,800	9,800	9,800	33,500	0	0	0	0
4	57	57,000	9 + 9 + 15 + 24	9,000	9,000	15,000	24,000	0	0	0	0
		63,000	9 + 9 + 15 + 24	9,900	9,900	16,600	26,500	0	0	0	0
4	57	57,000	9 + 12 + 12 + 24	9,000	12,000	12,000	24,000	0	0	0	0
		63,000	9 + 12 + 12 + 24	9,900	13,300	13,300	26,500	0	0	0	0
4	57	57,000	9 + 12 + 18 + 18	9,000	12,000	18,000	18,000	0	0	0	0
		63,000	9 + 12 + 18 + 18	9,900	13,300	19,900	19,900	0	0	0	0
4	57	57,000	9 + 15 + 15 + 18	9,000	15,000	15,000	18,000	0	0	0	0
		63,000	9 + 15 + 15 + 18	9,900	16,600	16,600	19,900	0	0	0	0
4	57	57,000	12 + 12 + 15 + 18	12,000	12,000	15,000	18,000	0	0	0	0
		63,000	12 + 12 + 15 + 18	13,300	13,300	16,600	19,900	0	0	0	0
4	57	57,000	12 + 15 + 15 + 15	12,000	15,000	15,000	15,000	0	0	0	0
		63,000	12 + 15 + 15 + 15	13,300	16,600	16,600	16,600	0	0	0	0
4	60	60,000	6 + 6 + 12 + 36	6,000	6,000	12,000	36,000	0	0	0	0
		66,000	6 + 6 + 12 + 36	6,400	6,400	12,900	40,200	0	0	0	0
4	60	60,000	6 + 6 + 18 + 30	6,000	6,000	18,000	30,000	0	0	0	0
		66,000	6 + 6 + 18 + 30	6,500	6,500	19,600	33,400	0	0	0	0
4	60	60,000	6 + 6 + 24 + 24	6,000	6,000	24,000	24,000	0	0	0	0
		66,000	6 + 6 + 24 + 24	6,600	6,600	26,400	26,400	0	0	0	0
4	60	60,000	6 + 9 + 9 + 36	6,000	9,000	9,000	36,000	0	0	0	0
		66,000	6 + 9 + 9 + 36	6,400	9,700	9,700	40,200	0	0	0	0
4	60	60,000	6 + 9 + 15 + 30	6,000	9,000	15,000	30,000	0	0	0	0
		66,000	6 + 9 + 15 + 30	6,500	9,800	16,300	33,400	0	0	0	0
4	60	60,000	6 + 12 + 12 + 30	6,000	12,000	12,000	30,000	0	0	0	0
		66,000	6 + 12 + 12 + 30	6,500	13,000	13,000	33,400	0	0	0	0
4	60	60,000	6 + 15 + 15 + 24	6,000	15,000	15,000	24,000	0	0	0	0
		66,000	6 + 15 + 15 + 24	6,600	16,500	16,500	26,400	0	0	0	0
4	60	60,000	6 + 18 + 18 + 18	6,000	18,000	18,000	18,000	0	0	0	0
		66,000	6 + 18 + 18 + 18	6,600	19,800	19,800	19,800	0	0	0	0
4	60	60,000	9 + 9 + 12 + 30	9,000	9,000	12,000	30,000	0	0	0	0
		66,000	9 + 9 + 12 + 30	9,800	9,800	13,000	33,400	0	0	0	0
4	60	60,000	9 + 9 + 18 + 24	9,000	9,000	18,000	24,000	0	0	0	0
		66,000	9 + 9 + 18 + 24	9,900	9,900	19,800	26,400	0	0	0	0
4	60	60,000	9 + 12 + 15 + 24	9,000	12,000	15,000	24,000	0	0	0	0
		66,000	9 + 12 + 15 + 24	9,900	13,200	16,500	26,400	0	0	0	0
4	60	60,000	9 + 15 + 18 + 18	9,000	15,000	18,000	18,000	0	0	0	0
		66,000	9 + 15 + 18 + 18	9,900	16,500	19,800	19,800	0	0	0	0
4	60	60,000	12 + 12 + 12 + 24	12,000	12,000	12,000	24,000	0	0	0	0
		66,000	12 + 12 + 12 + 24	13,200	13,200	13,200	26,400	0	0	0	0
4	60	60,000	12 + 12 + 18 + 18	12,000	12,000	18,000	18,000	0	0	0	0
		66,000	12 + 12 + 18 + 18	13,200	13,200	19,800	19,800	0	0	0	0
4	60	60,000	12 + 15 + 15 + 18	12,000	15,000	15,000	18,000	0	0	0	0
		66,000	12 + 15 + 15 + 18	13,200	16,500	16,500	19,800	0	0	0	0
4	60	60,000	15 + 15 + 15 + 15	15,000	15,000	15,000	15,000	0	0	0	0
		66,000	15 + 15 + 15 + 15	16,500	16,500	16,500	16,500	0	0	0	0
4	63	60,600	6 + 6 + 15 + 36	5,800	5,800	14,400	34,600	0	0	0	0
		66,600	6 + 6 + 15 + 36	6,200	6,200	15,500	38,700	0	0	0	0
4	63	60,600	6 + 9 + 12 + 36	5,800	8,700	11,500	34,600	0	0	0	0
		66,600	6 + 9 + 12 + 36	6,200	9,300	12,400	38,700	0	0	0	0

MULTI-ZONE MATCHES

# MXZ-8C60NA2 INDOOR UNIT COMBINATIONS, contd.

**NON-DUCTED:**

# of indoor unit	Total Nominal Capacity (x1000 Btu/h)	Total Indoor Unit Capacity	Operational Performance for Indoor Unit Combinations (x1000 Btu/h) [Unit A + Unit B + Unit C + Unit D + Unit E + Unit F + Unit G + Unit H]	Cooling Capacity Range (Btu/h)							
				Heating Capacity Range (Btu/h)							
				Unit A	Unit B	Unit C	Unit D	Unit E	Unit F	Unit G	Unit H
4	63	60,600	6 + 9 + 18 + 30	5,800	8,700	17,300	28,900	0	0	0	0
		66,600	6 + 9 + 18 + 30	6,300	9,400	18,800	32,100	0	0	0	0
4	63	60,600	6 + 9 + 24 + 24	5,800	8,700	23,100	23,100	0	0	0	0
		66,600	6 + 9 + 24 + 24	6,300	9,500	25,400	25,400	0	0	0	0
4	63	60,600	6 + 12 + 15 + 30	5,800	11,500	14,400	28,900	0	0	0	0
		66,600	6 + 12 + 15 + 30	6,300	12,500	15,700	32,100	0	0	0	0
4	63	60,600	9 + 9 + 9 + 36	8,700	8,700	8,700	34,600	0	0	0	0
		66,600	9 + 9 + 9 + 36	9,300	9,300	9,300	38,700	0	0	0	0
4	63	60,600	9 + 9 + 15 + 30	8,700	8,700	14,400	28,900	0	0	0	0
		66,600	9 + 9 + 15 + 30	9,400	9,400	15,700	32,100	0	0	0	0
4	63	60,600	9 + 12 + 12 + 30	8,700	11,500	11,500	28,900	0	0	0	0
		66,600	9 + 12 + 12 + 30	9,400	12,500	12,500	32,100	0	0	0	0
4	63	60,600	9 + 12 + 18 + 24	8,700	11,500	17,300	23,100	0	0	0	0
		66,600	9 + 12 + 18 + 24	9,500	12,700	19,000	25,400	0	0	0	0
4	63	60,600	9 + 15 + 15 + 24	8,700	14,400	14,400	23,100	0	0	0	0
		66,600	9 + 15 + 15 + 24	9,500	15,900	15,900	25,400	0	0	0	0
4	63	60,600	9 + 18 + 18 + 18	8,700	17,300	17,300	17,300	0	0	0	0
		66,600	9 + 18 + 18 + 18	9,500	19,000	19,000	19,000	0	0	0	0
4	63	60,600	12 + 12 + 15 + 24	11,500	11,500	14,400	23,100	0	0	0	0
		66,600	12 + 12 + 15 + 24	12,700	12,700	15,900	25,400	0	0	0	0
4	63	60,600	12 + 15 + 18 + 18	11,500	14,400	17,300	17,300	0	0	0	0
		66,600	12 + 15 + 18 + 18	12,700	15,900	19,000	19,000	0	0	0	0
4	63	60,600	15 + 15 + 15 + 18	14,400	14,400	14,400	17,300	0	0	0	0
		66,600	15 + 15 + 15 + 18	15,900	15,900	15,900	19,000	0	0	0	0
4	66	61,200	6 + 6 + 18 + 36	5,600	5,600	16,700	33,400	0	0	0	0
		67,200	6 + 6 + 18 + 36	6,000	6,000	17,900	37,300	0	0	0	0
4	66	61,200	6 + 6 + 24 + 30	5,600	5,600	22,300	27,800	0	0	0	0
		67,200	6 + 6 + 24 + 30	6,000	6,000	24,200	31,000	0	0	0	0
4	66	61,200	6 + 9 + 15 + 36	5,600	8,300	13,900	33,400	0	0	0	0
		67,200	6 + 9 + 15 + 36	6,000	9,000	14,900	37,300	0	0	0	0
4	66	61,200	6 + 12 + 12 + 36	5,600	11,100	11,100	33,400	0	0	0	0
		67,200	6 + 12 + 12 + 36	6,000	11,900	11,900	37,300	0	0	0	0
4	66	61,200	6 + 15 + 15 + 30	5,600	13,900	13,900	27,800	0	0	0	0
		67,200	6 + 15 + 15 + 30	6,000	15,100	15,100	31,000	0	0	0	0
4	66	61,200	6 + 18 + 18 + 24	5,600	16,700	16,700	22,300	0	0	0	0
		67,200	6 + 18 + 18 + 24	6,100	18,300	18,300	24,400	0	0	0	0
4	66	61,200	9 + 9 + 12 + 36	8,300	8,300	11,100	33,400	0	0	0	0
		67,200	9 + 9 + 12 + 36	9,000	9,000	11,900	37,300	0	0	0	0
4	66	61,200	9 + 9 + 18 + 30	8,300	8,300	16,700	27,800	0	0	0	0
		67,200	9 + 9 + 18 + 30	9,100	9,100	18,100	31,000	0	0	0	0
4	66	61,200	9 + 9 + 24 + 24	8,300	8,300	22,300	22,300	0	0	0	0
		67,200	9 + 9 + 24 + 24	9,200	9,200	24,400	24,400	0	0	0	0
4	66	61,200	9 + 12 + 15 + 30	8,300	11,100	13,900	27,800	0	0	0	0
		67,200	9 + 12 + 15 + 30	9,100	12,100	15,100	31,000	0	0	0	0
4	66	61,200	9 + 15 + 18 + 24	8,300	13,900	16,700	22,300	0	0	0	0
		67,200	9 + 15 + 18 + 24	9,200	15,300	18,300	24,400	0	0	0	0
4	66	61,200	12 + 12 + 12 + 30	11,100	11,100	11,100	27,800	0	0	0	0
		67,200	12 + 12 + 12 + 30	12,100	12,100	12,100	31,000	0	0	0	0
4	66	61,200	12 + 12 + 18 + 24	11,100	11,100	16,700	22,300	0	0	0	0
		67,200	12 + 12 + 18 + 24	12,200	12,200	18,300	24,400	0	0	0	0
4	66	61,200	12 + 15 + 15 + 24	11,100	13,900	13,900	22,300	0	0	0	0
		67,200	12 + 15 + 15 + 24	12,200	15,300	15,300	24,400	0	0	0	0
4	66	61,200	12 + 18 + 18 + 18	11,100	16,700	16,700	16,700	0	0	0	0
		67,200	12 + 18 + 18 + 18	12,200	18,300	18,300	18,300	0	0	0	0
4	66	61,200	15 + 15 + 18 + 18	13,900	13,900	16,700	16,700	0	0	0	0
		67,200	15 + 15 + 18 + 18	15,300	15,300	18,300	18,300	0	0	0	0
4	69	61,800	6 + 9 + 18 + 36	5,400	8,100	16,100	32,200	0	0	0	0
		67,800	6 + 9 + 18 + 36	5,800	8,700	17,300	36,100	0	0	0	0
4	69	61,800	6 + 9 + 24 + 30	5,400	8,100	21,500	26,900	0	0	0	0
		67,800	6 + 9 + 24 + 30	5,800	8,700	23,300	29,900	0	0	0	0

MULTI-ZONE MATCHES



# MXZ-8C60NA2 INDOOR UNIT COMBINATIONS, contd.

**NON-DUCTED:**

# of indoor unit	Total Nominal Capacity (x1000 Btu/h)	Total Indoor Unit Capacity	Operational Performance for Indoor Unit Combinations (x1000 Btu/h) [Unit A + Unit B + Unit C + Unit D + Unit E + Unit F + Unit G + Unit H]	Cooling Capacity Range (Btu/h)							
				Heating Capacity Range (Btu/h)							
				Unit A	Unit B	Unit C	Unit D	Unit E	Unit F	Unit G	Unit H
4	69	61,800	6 + 12 + 15 + 36	5,400	10,700	13,400	32,200	0	0	0	0
		67,800	6 + 12 + 15 + 36	5,800	11,500	14,400	36,100	0	0	0	0
4	69	61,800	9 + 9 + 15 + 36	8,100	8,100	13,400	32,200	0	0	0	0
		67,800	9 + 9 + 15 + 36	8,700	8,700	14,400	36,100	0	0	0	0
4	69	61,800	9 + 12 + 12 + 36	8,100	10,700	10,700	32,200	0	0	0	0
		67,800	9 + 12 + 12 + 36	8,700	11,500	11,500	36,100	0	0	0	0
4	69	61,800	9 + 12 + 18 + 30	8,100	10,700	16,100	26,900	0	0	0	0
		67,800	9 + 12 + 18 + 30	8,700	11,700	17,500	29,900	0	0	0	0
4	69	61,800	9 + 15 + 15 + 30	8,100	13,400	13,400	26,900	0	0	0	0
		67,800	9 + 15 + 15 + 30	8,700	14,600	14,600	29,900	0	0	0	0
4	69	61,800	9 + 18 + 18 + 24	8,100	16,100	16,100	21,500	0	0	0	0
		67,800	9 + 18 + 18 + 24	8,800	17,700	17,700	23,600	0	0	0	0
4	69	61,800	12 + 12 + 15 + 30	10,700	10,700	13,400	26,900	0	0	0	0
		67,800	12 + 12 + 15 + 30	11,700	11,700	14,600	29,900	0	0	0	0
4	69	61,800	12 + 15 + 18 + 24	10,700	13,400	16,100	21,500	0	0	0	0
		67,800	12 + 15 + 18 + 24	11,800	14,700	17,700	23,600	0	0	0	0
4	69	61,800	15 + 15 + 15 + 24	13,400	13,400	13,400	21,500	0	0	0	0
		67,800	15 + 15 + 15 + 24	14,700	14,700	14,700	23,600	0	0	0	0
4	69	61,800	15 + 18 + 18 + 18	13,400	16,100	16,100	16,100	0	0	0	0
		67,800	15 + 18 + 18 + 18	14,700	17,700	17,700	17,700	0	0	0	0
4	72	62,400	6 + 6 + 24 + 36	5,200	5,200	20,800	31,200	0	0	0	0
		68,400	6 + 6 + 24 + 36	5,600	5,600	22,300	34,900	0	0	0	0
4	72	62,400	6 + 6 + 30 + 30	5,200	5,200	26,000	26,000	0	0	0	0
		68,400	6 + 6 + 30 + 30	5,600	5,600	28,600	28,600	0	0	0	0
4	72	62,400	6 + 15 + 15 + 36	5,200	13,000	13,000	31,200	0	0	0	0
		68,400	6 + 15 + 15 + 36	5,600	14,000	14,000	34,900	0	0	0	0
4	72	62,400	6 + 18 + 18 + 30	5,200	15,600	15,600	26,000	0	0	0	0
		68,400	6 + 18 + 18 + 30	5,600	16,900	16,900	28,900	0	0	0	0
4	72	62,400	9 + 9 + 18 + 36	7,800	7,800	15,600	31,200	0	0	0	0
		68,400	9 + 9 + 18 + 36	8,400	8,400	16,800	34,900	0	0	0	0
4	72	62,400	9 + 9 + 24 + 30	7,800	7,800	20,800	26,000	0	0	0	0
		68,400	9 + 9 + 24 + 30	8,500	8,500	22,600	28,900	0	0	0	0
4	72	62,400	9 + 12 + 15 + 36	7,800	10,400	13,000	31,200	0	0	0	0
		68,400	9 + 12 + 15 + 36	8,400	11,200	14,000	34,900	0	0	0	0
4	72	62,400	9 + 15 + 18 + 30	7,800	13,000	15,600	26,000	0	0	0	0
		68,400	9 + 15 + 18 + 30	8,500	14,100	16,900	28,900	0	0	0	0
4	72	62,400	9 + 15 + 24 + 24	7,800	13,000	20,800	20,800	0	0	0	0
		68,400	9 + 15 + 24 + 24	8,600	14,300	22,800	22,800	0	0	0	0
4	72	62,400	12 + 12 + 12 + 36	10,400	10,400	10,400	31,200	0	0	0	0
		68,400	12 + 12 + 12 + 36	11,200	11,200	11,200	34,900	0	0	0	0
4	72	62,400	12 + 12 + 18 + 30	10,400	10,400	15,600	26,000	0	0	0	0
		68,400	12 + 12 + 18 + 30	11,300	11,300	16,900	28,900	0	0	0	0
4	72	62,400	12 + 12 + 24 + 24	10,400	10,400	20,800	20,800	0	0	0	0
		68,400	12 + 12 + 24 + 24	11,400	11,400	22,800	22,800	0	0	0	0
4	72	62,400	12 + 15 + 15 + 30	10,400	13,000	13,000	26,000	0	0	0	0
		68,400	12 + 15 + 15 + 30	11,300	14,100	14,100	28,900	0	0	0	0
4	72	62,400	12 + 18 + 18 + 24	10,400	15,600	15,600	20,800	0	0	0	0
		68,400	12 + 18 + 18 + 24	11,400	17,100	17,100	22,800	0	0	0	0
4	72	62,400	15 + 15 + 18 + 24	13,000	13,000	15,600	20,800	0	0	0	0
		68,400	15 + 15 + 18 + 24	14,300	14,300	17,100	22,800	0	0	0	0
4	72	62,400	18 + 18 + 18 + 18	15,600	15,600	15,600	15,600	0	0	0	0
		68,400	18 + 18 + 18 + 18	17,100	17,100	17,100	17,100	0	0	0	0
4	75	63,000	6 + 9 + 24 + 36	5,000	7,600	20,200	30,200	0	0	0	0
		69,000	6 + 9 + 24 + 36	5,400	8,100	21,600	33,800	0	0	0	0
4	75	63,000	6 + 9 + 30 + 30	5,000	7,600	25,200	25,200	0	0	0	0
		69,000	6 + 9 + 30 + 30	5,400	8,100	27,700	27,700	0	0	0	0
4	75	63,000	9 + 12 + 18 + 36	7,600	10,100	15,100	30,200	0	0	0	0
		69,000	9 + 12 + 18 + 36	8,100	10,800	16,200	33,800	0	0	0	0
4	75	63,000	9 + 15 + 15 + 36	7,600	12,600	12,600	30,200	0	0	0	0
		69,000	9 + 15 + 15 + 36	8,100	13,500	13,500	33,800	0	0	0	0

MULTI-ZONE MATCHES

# MXZ-8C60NA2 INDOOR UNIT COMBINATIONS, contd.

**NON-DUCTED:**

# of indoor unit	Total Nominal Capacity (x1000 Btu/h)	Total Indoor Unit Capacity	Operational Performance for Indoor Unit Combinations (x1000 Btu/h) [Unit A + Unit B + Unit C + Unit D + Unit E + Unit F + Unit G + Unit H]	Cooling Capacity Range (Btu/h)							
				Heating Capacity Range (Btu/h)							
				Unit A	Unit B	Unit C	Unit D	Unit E	Unit F	Unit G	Unit H
4	75	63,000	9 + 18 + 18 + 30	7,600	15,100	15,100	25,200	0	0	0	0
		69,000	9 + 18 + 18 + 30	8,200	16,400	16,400	28,000	0	0	0	0
4	75	63,000	12 + 12 + 15 + 36	10,100	10,100	12,600	30,200	0	0	0	0
		69,000	12 + 12 + 15 + 36	10,800	10,800	13,500	33,800	0	0	0	0
4	75	63,000	12 + 15 + 18 + 30	10,100	12,600	15,100	25,200	0	0	0	0
		69,000	12 + 15 + 18 + 30	10,900	13,700	16,400	28,000	0	0	0	0
4	75	63,000	15 + 15 + 15 + 30	12,600	12,600	12,600	25,200	0	0	0	0
		69,000	15 + 15 + 15 + 30	13,700	13,700	13,700	28,000	0	0	0	0
4	75	63,000	15 + 18 + 18 + 24	12,600	15,100	15,100	20,200	0	0	0	0
		69,000	15 + 18 + 18 + 24	13,800	16,600	16,600	22,100	0	0	0	0
4	78	63,600	6 + 6 + 30 + 36	4,900	4,900	24,500	29,400	0	0	0	0
		69,600	6 + 6 + 30 + 36	5,200	5,200	26,700	32,500	0	0	0	0
4	78	63,600	6 + 18 + 18 + 36	4,900	14,700	14,700	29,400	0	0	0	0
		69,600	6 + 18 + 18 + 36	5,300	15,800	15,800	32,800	0	0	0	0
4	78	63,600	6 + 24 + 24 + 24	4,900	19,600	19,600	19,600	0	0	0	0
		69,600	6 + 24 + 24 + 24	5,400	21,400	21,400	21,400	0	0	0	0
4	78	63,600	9 + 9 + 24 + 36	7,300	7,300	19,600	29,400	0	0	0	0
		69,600	9 + 9 + 24 + 36	7,900	7,900	21,000	32,800	0	0	0	0
4	78	63,600	9 + 9 + 30 + 30	7,300	7,300	24,500	24,500	0	0	0	0
		69,600	9 + 9 + 30 + 30	7,900	7,900	26,900	26,900	0	0	0	0
4	78	63,600	9 + 15 + 18 + 36	7,300	12,200	14,700	29,400	0	0	0	0
		69,600	9 + 15 + 18 + 36	7,900	13,100	15,800	32,800	0	0	0	0
4	78	63,600	9 + 15 + 24 + 30	7,300	12,200	19,600	24,500	0	0	0	0
		69,600	9 + 15 + 24 + 30	8,000	13,300	21,200	27,200	0	0	0	0
4	78	63,600	12 + 12 + 18 + 36	9,800	9,800	14,700	29,400	0	0	0	0
		69,600	12 + 12 + 18 + 36	10,500	10,500	15,800	32,800	0	0	0	0
4	78	63,600	12 + 12 + 24 + 30	9,800	9,800	19,600	24,500	0	0	0	0
		69,600	12 + 12 + 24 + 30	10,600	10,600	21,200	27,200	0	0	0	0
4	78	63,600	12 + 15 + 15 + 36	9,800	12,200	12,200	29,400	0	0	0	0
		69,600	12 + 15 + 15 + 36	10,500	13,100	13,100	32,800	0	0	0	0
4	78	63,600	12 + 18 + 18 + 30	9,800	14,700	14,700	24,500	0	0	0	0
		69,600	12 + 18 + 18 + 30	10,600	15,900	15,900	27,200	0	0	0	0
4	78	63,600	15 + 15 + 18 + 30	12,200	12,200	14,700	24,500	0	0	0	0
		69,600	15 + 15 + 18 + 30	13,300	13,300	15,900	27,200	0	0	0	0
4	78	63,600	18 + 18 + 18 + 24	14,700	14,700	14,700	19,600	0	0	0	0
		69,600	18 + 18 + 18 + 24	16,100	16,100	16,100	21,400	0	0	0	0
5	30	30,000	6 + 6 + 6 + 6 + 6	6,000	6,000	6,000	6,000	6,000	0	0	0
		33,400	6 + 6 + 6 + 6 + 6	6,700	6,700	6,700	6,700	6,700	0	0	0
5	33	33,000	6 + 6 + 6 + 6 + 9	6,000	6,000	6,000	6,000	9,000	0	0	0
		36,700	6 + 6 + 6 + 6 + 9	6,700	6,700	6,700	6,700	10,000	0	0	0
5	36	36,000	6 + 6 + 6 + 6 + 12	6,000	6,000	6,000	6,000	12,000	0	0	0
		40,000	6 + 6 + 6 + 6 + 12	6,700	6,700	6,700	6,700	13,300	0	0	0
5	36	36,000	6 + 6 + 6 + 9 + 9	6,000	6,000	6,000	9,000	9,000	0	0	0
		40,000	6 + 6 + 6 + 9 + 9	6,700	6,700	6,700	10,000	10,000	0	0	0
5	39	39,000	6 + 6 + 6 + 6 + 15	6,000	6,000	6,000	6,000	15,000	0	0	0
		43,200	6 + 6 + 6 + 6 + 15	6,600	6,600	6,600	6,600	16,600	0	0	0
5	39	39,000	6 + 6 + 6 + 9 + 12	6,000	6,000	6,000	9,000	12,000	0	0	0
		43,200	6 + 6 + 6 + 9 + 12	6,600	6,600	6,600	10,000	13,300	0	0	0
5	39	39,000	6 + 6 + 9 + 9 + 9	6,000	6,000	9,000	9,000	9,000	0	0	0
		43,200	6 + 6 + 9 + 9 + 9	6,600	6,600	10,000	10,000	10,000	0	0	0
5	42	42,000	6 + 6 + 6 + 6 + 18	6,000	6,000	6,000	6,000	18,000	0	0	0
		46,500	6 + 6 + 6 + 6 + 18	6,600	6,600	6,600	6,600	19,900	0	0	0
5	42	42,000	6 + 6 + 6 + 9 + 15	6,000	6,000	6,000	9,000	15,000	0	0	0
		46,500	6 + 6 + 6 + 9 + 15	6,600	6,600	6,600	10,000	16,600	0	0	0
5	42	42,000	6 + 6 + 6 + 12 + 12	6,000	6,000	6,000	12,000	12,000	0	0	0
		46,500	6 + 6 + 6 + 12 + 12	6,600	6,600	6,600	13,300	13,300	0	0	0
5	42	42,000	6 + 6 + 9 + 9 + 12	6,000	6,000	9,000	9,000	12,000	0	0	0
		46,500	6 + 6 + 9 + 9 + 12	6,600	6,600	10,000	10,000	13,300	0	0	0
5	42	42,000	6 + 9 + 9 + 9 + 9	6,000	9,000	9,000	9,000	9,000	0	0	0
		46,500	6 + 9 + 9 + 9 + 9	6,600	10,000	10,000	10,000	10,000	0	0	0

MULTI-ZONE MATCHES



# MXZ-8C60NA2 INDOOR UNIT COMBINATIONS, contd.

**NON-DUCTED:**

# of indoor unit	Total Nominal Capacity (x1000 Btu/h)	Total Indoor Unit Capacity	Operational Performance for Indoor Unit Combinations (x1000 Btu/h) [Unit A + Unit B + Unit C + Unit D + Unit E + Unit F + Unit G + Unit H]	Cooling Capacity Range (Btu/h)							
				Heating Capacity Range (Btu/h)							
				Unit A	Unit B	Unit C	Unit D	Unit E	Unit F	Unit G	Unit H
5	45	45,000	6 + 6 + 6 + 9 + 18	6,000	6,000	6,000	9,000	18,000	0	0	0
		49,800	6 + 6 + 6 + 9 + 18	6,600	6,600	6,600	10,000	19,900	0	0	0
5	45	45,000	6 + 6 + 6 + 12 + 15	6,000	6,000	6,000	12,000	15,000	0	0	0
		49,800	6 + 6 + 6 + 12 + 15	6,600	6,600	6,600	13,300	16,600	0	0	0
5	45	45,000	6 + 6 + 9 + 9 + 15	6,000	6,000	9,000	9,000	15,000	0	0	0
		49,800	6 + 6 + 9 + 9 + 15	6,600	6,600	10,000	10,000	16,600	0	0	0
5	45	45,000	6 + 6 + 9 + 12 + 12	6,000	6,000	9,000	12,000	12,000	0	0	0
		49,800	6 + 6 + 9 + 12 + 12	6,600	6,600	10,000	13,300	13,300	0	0	0
5	45	45,000	6 + 9 + 9 + 9 + 12	6,000	9,000	9,000	9,000	12,000	0	0	0
		49,800	6 + 9 + 9 + 9 + 12	6,600	10,000	10,000	10,000	13,300	0	0	0
5	45	45,000	9 + 9 + 9 + 9 + 9	9,000	9,000	9,000	9,000	9,000	0	0	0
		49,800	9 + 9 + 9 + 9 + 9	10,000	10,000	10,000	10,000	10,000	0	0	0
5	48	48,000	6 + 6 + 6 + 6 + 24	6,000	6,000	6,000	6,000	24,000	0	0	0
		53,100	6 + 6 + 6 + 6 + 24	6,600	6,600	6,600	6,600	26,600	0	0	0
5	48	48,000	6 + 6 + 6 + 12 + 18	6,000	6,000	6,000	12,000	18,000	0	0	0
		53,100	6 + 6 + 6 + 12 + 18	6,600	6,600	6,600	13,300	19,900	0	0	0
5	48	48,000	6 + 6 + 6 + 15 + 15	6,000	6,000	6,000	15,000	15,000	0	0	0
		53,100	6 + 6 + 6 + 15 + 15	6,600	6,600	6,600	16,600	16,600	0	0	0
5	48	48,000	6 + 6 + 9 + 9 + 18	6,000	6,000	9,000	9,000	18,000	0	0	0
		53,100	6 + 6 + 9 + 9 + 18	6,600	6,600	10,000	10,000	19,900	0	0	0
5	48	48,000	6 + 6 + 9 + 12 + 15	6,000	6,000	9,000	12,000	15,000	0	0	0
		53,100	6 + 6 + 9 + 12 + 15	6,600	6,600	10,000	13,300	16,600	0	0	0
5	48	48,000	6 + 6 + 12 + 12 + 12	6,000	6,000	12,000	12,000	12,000	0	0	0
		53,100	6 + 6 + 12 + 12 + 12	6,600	6,600	13,300	13,300	13,300	0	0	0
5	48	48,000	6 + 9 + 9 + 9 + 15	6,000	9,000	9,000	9,000	15,000	0	0	0
		53,100	6 + 9 + 9 + 9 + 15	6,600	10,000	10,000	10,000	16,600	0	0	0
5	48	48,000	6 + 9 + 9 + 12 + 12	6,000	9,000	9,000	12,000	12,000	0	0	0
		53,100	6 + 9 + 9 + 12 + 12	6,600	10,000	10,000	13,300	13,300	0	0	0
5	48	48,000	9 + 9 + 9 + 9 + 12	9,000	9,000	9,000	9,000	12,000	0	0	0
		53,100	9 + 9 + 9 + 9 + 12	10,000	10,000	10,000	10,000	13,300	0	0	0
5	51	51,000	6 + 6 + 6 + 9 + 24	6,000	6,000	6,000	9,000	24,000	0	0	0
		56,400	6 + 6 + 6 + 9 + 24	6,600	6,600	6,600	10,000	26,500	0	0	0
5	51	51,000	6 + 6 + 6 + 15 + 18	6,000	6,000	6,000	15,000	18,000	0	0	0
		56,400	6 + 6 + 6 + 15 + 18	6,600	6,600	6,600	16,600	19,900	0	0	0
5	51	51,000	6 + 6 + 9 + 12 + 18	6,000	6,000	9,000	12,000	18,000	0	0	0
		56,400	6 + 6 + 9 + 12 + 18	6,600	6,600	10,000	13,300	19,900	0	0	0
5	51	51,000	6 + 6 + 9 + 15 + 15	6,000	6,000	9,000	15,000	15,000	0	0	0
		56,400	6 + 6 + 9 + 15 + 15	6,600	6,600	10,000	16,600	16,600	0	0	0
5	51	51,000	6 + 6 + 12 + 12 + 15	6,000	6,000	12,000	12,000	15,000	0	0	0
		56,400	6 + 6 + 12 + 12 + 15	6,600	6,600	13,300	13,300	16,600	0	0	0
5	51	51,000	6 + 9 + 9 + 9 + 18	6,000	9,000	9,000	9,000	18,000	0	0	0
		56,400	6 + 9 + 9 + 9 + 18	6,600	10,000	10,000	10,000	19,900	0	0	0
5	51	51,000	6 + 9 + 9 + 12 + 15	6,000	9,000	9,000	12,000	15,000	0	0	0
		56,400	6 + 9 + 9 + 12 + 15	6,600	10,000	10,000	13,300	16,600	0	0	0
5	51	51,000	6 + 9 + 12 + 12 + 12	6,000	9,000	12,000	12,000	12,000	0	0	0
		56,400	6 + 9 + 12 + 12 + 12	6,600	10,000	13,300	13,300	13,300	0	0	0
5	51	51,000	9 + 9 + 9 + 9 + 15	9,000	9,000	9,000	9,000	15,000	0	0	0
		56,400	9 + 9 + 9 + 9 + 15	10,000	10,000	10,000	10,000	16,600	0	0	0
5	51	51,000	9 + 9 + 9 + 12 + 12	9,000	9,000	9,000	12,000	12,000	0	0	0
		56,400	9 + 9 + 9 + 12 + 12	10,000	10,000	10,000	13,300	13,300	0	0	0
5	54	54,000	6 + 6 + 6 + 6 + 30	6,000	6,000	6,000	6,000	30,000	0	0	0
		59,700	6 + 6 + 6 + 6 + 30	6,500	6,500	6,500	6,500	33,500	0	0	0
5	54	54,000	6 + 6 + 6 + 12 + 24	6,000	6,000	6,000	12,000	24,000	0	0	0
		59,700	6 + 6 + 6 + 12 + 24	6,600	6,600	6,600	13,300	26,500	0	0	0
5	54	54,000	6 + 6 + 6 + 18 + 18	6,000	6,000	6,000	18,000	18,000	0	0	0
		59,700	6 + 6 + 6 + 18 + 18	6,600	6,600	6,600	19,900	19,900	0	0	0
5	54	54,000	6 + 6 + 9 + 9 + 24	6,000	6,000	9,000	9,000	24,000	0	0	0
		59,700	6 + 6 + 9 + 9 + 24	6,600	6,600	10,000	10,000	26,500	0	0	0
5	54	54,000	6 + 6 + 9 + 15 + 18	6,000	6,000	9,000	15,000	18,000	0	0	0
		59,700	6 + 6 + 9 + 15 + 18	6,600	6,600	10,000	16,600	19,900	0	0	0

MULTI-ZONE MATCHES

# MXZ-8C60NA2 INDOOR UNIT COMBINATIONS, contd.

**NON-DUCTED:**

# of indoor unit	Total Nominal Capacity (x1000 Btu/h)	Total Indoor Unit Capacity	Operational Performance for Indoor Unit Combinations (x1000 Btu/h) [Unit A + Unit B + Unit C + Unit D + Unit E + Unit F + Unit G + Unit H]	Cooling Capacity Range (Btu/h)							
				Heating Capacity Range (Btu/h)							
				Unit A	Unit B	Unit C	Unit D	Unit E	Unit F	Unit G	Unit H
5	54	54,000	6 + 6 + 12 + 12 + 18	6,000	6,000	12,000	12,000	18,000	0	0	0
		59,700	6 + 6 + 12 + 12 + 18	6,600	6,600	13,300	13,300	19,900	0	0	0
5	54	54,000	6 + 6 + 12 + 15 + 15	6,000	6,000	12,000	15,000	15,000	0	0	0
		59,700	6 + 6 + 12 + 15 + 15	6,600	6,600	13,300	16,600	16,600	0	0	0
5	54	54,000	6 + 9 + 9 + 12 + 18	6,000	9,000	9,000	12,000	18,000	0	0	0
		59,700	6 + 9 + 9 + 12 + 18	6,600	10,000	10,000	13,300	19,900	0	0	0
5	54	54,000	6 + 9 + 9 + 15 + 15	6,000	9,000	9,000	15,000	15,000	0	0	0
		59,700	6 + 9 + 9 + 15 + 15	6,600	10,000	10,000	16,600	16,600	0	0	0
5	54	54,000	6 + 9 + 12 + 12 + 15	6,000	9,000	12,000	12,000	15,000	0	0	0
		59,700	6 + 9 + 12 + 12 + 15	6,600	10,000	13,300	13,300	16,600	0	0	0
5	54	54,000	6 + 12 + 12 + 12 + 12	6,000	12,000	12,000	12,000	12,000	0	0	0
		59,700	6 + 12 + 12 + 12 + 12	6,600	13,300	13,300	13,300	13,300	0	0	0
5	54	54,000	9 + 9 + 9 + 9 + 18	9,000	9,000	9,000	9,000	18,000	0	0	0
		59,700	9 + 9 + 9 + 9 + 18	10,000	10,000	10,000	10,000	19,900	0	0	0
5	54	54,000	9 + 9 + 9 + 12 + 15	9,000	9,000	9,000	12,000	15,000	0	0	0
		59,700	9 + 9 + 9 + 12 + 15	10,000	10,000	10,000	13,300	16,600	0	0	0
5	54	54,000	9 + 9 + 12 + 12 + 12	9,000	9,000	12,000	12,000	12,000	0	0	0
		59,700	9 + 9 + 12 + 12 + 12	10,000	10,000	13,300	13,300	13,300	0	0	0
5	57	57,000	6 + 6 + 6 + 9 + 30	6,000	6,000	6,000	9,000	30,000	0	0	0
		63,000	6 + 6 + 6 + 9 + 30	6,500	6,500	6,500	9,800	33,500	0	0	0
5	57	57,000	6 + 6 + 6 + 15 + 24	6,000	6,000	6,000	15,000	24,000	0	0	0
		63,000	6 + 6 + 6 + 15 + 24	6,600	6,600	6,600	16,600	26,500	0	0	0
5	57	57,000	6 + 6 + 9 + 12 + 24	6,000	6,000	9,000	12,000	24,000	0	0	0
		63,000	6 + 6 + 9 + 12 + 24	6,600	6,600	9,900	13,300	26,500	0	0	0
5	57	57,000	6 + 6 + 9 + 18 + 18	6,000	6,000	9,000	18,000	18,000	0	0	0
		63,000	6 + 6 + 9 + 18 + 18	6,600	6,600	9,900	19,900	19,900	0	0	0
5	57	57,000	6 + 6 + 12 + 15 + 18	6,000	6,000	12,000	15,000	18,000	0	0	0
		63,000	6 + 6 + 12 + 15 + 18	6,600	6,600	13,300	16,600	19,900	0	0	0
5	57	57,000	6 + 6 + 15 + 15 + 15	6,000	6,000	15,000	15,000	15,000	0	0	0
		63,000	6 + 6 + 15 + 15 + 15	6,600	6,600	16,600	16,600	16,600	0	0	0
5	57	57,000	6 + 9 + 9 + 9 + 24	6,000	9,000	9,000	9,000	24,000	0	0	0
		63,000	6 + 9 + 9 + 9 + 24	6,600	9,900	9,900	9,900	26,500	0	0	0
5	57	57,000	6 + 9 + 9 + 15 + 18	6,000	9,000	9,000	15,000	18,000	0	0	0
		63,000	6 + 9 + 9 + 15 + 18	6,600	9,900	9,900	16,600	19,900	0	0	0
5	57	57,000	6 + 9 + 12 + 12 + 18	6,000	9,000	12,000	12,000	18,000	0	0	0
		63,000	6 + 9 + 12 + 12 + 18	6,600	9,900	13,300	13,300	19,900	0	0	0
5	57	57,000	6 + 9 + 12 + 15 + 15	6,000	9,000	12,000	15,000	15,000	0	0	0
		63,000	6 + 9 + 12 + 15 + 15	6,600	9,900	13,300	16,600	16,600	0	0	0
5	57	57,000	6 + 9 + 12 + 15 + 15	6,000	9,000	12,000	15,000	15,000	0	0	0
		63,000	6 + 9 + 12 + 15 + 15	6,600	9,900	13,300	16,600	16,600	0	0	0
5	57	57,000	6 + 12 + 12 + 12 + 15	6,000	12,000	12,000	12,000	15,000	0	0	0
		63,000	6 + 12 + 12 + 12 + 15	6,600	13,300	13,300	13,300	16,600	0	0	0
5	57	57,000	9 + 9 + 9 + 12 + 18	9,000	9,000	9,000	12,000	18,000	0	0	0
		63,000	9 + 9 + 9 + 12 + 18	9,900	9,900	9,900	13,300	19,900	0	0	0
5	57	57,000	9 + 9 + 9 + 15 + 15	9,000	9,000	9,000	15,000	15,000	0	0	0
		63,000	9 + 9 + 9 + 15 + 15	9,900	9,900	9,900	16,600	16,600	0	0	0
5	57	57,000	9 + 9 + 12 + 12 + 15	9,000	9,000	12,000	12,000	15,000	0	0	0
		63,000	9 + 9 + 12 + 12 + 15	9,900	9,900	13,300	13,300	16,600	0	0	0
5	57	57,000	9 + 12 + 12 + 12 + 12	9,000	12,000	12,000	12,000	12,000	0	0	0
		63,000	9 + 12 + 12 + 12 + 12	9,900	13,300	13,300	13,300	13,300	0	0	0
5	60	60,000	6 + 6 + 6 + 6 + 36	6,000	6,000	6,000	6,000	36,000	0	0	0
		66,000	6 + 6 + 6 + 6 + 36	6,400	6,400	6,400	6,400	40,200	0	0	0
5	60	60,000	6 + 6 + 6 + 12 + 30	6,000	6,000	6,000	12,000	30,000	0	0	0
		66,000	6 + 6 + 6 + 12 + 30	6,500	6,500	6,500	13,000	33,400	0	0	0
5	60	60,000	6 + 6 + 6 + 18 + 24	6,000	6,000	6,000	18,000	24,000	0	0	0
		66,000	6 + 6 + 6 + 18 + 24	6,600	6,600	6,600	19,800	26,400	0	0	0
5	60	60,000	6 + 6 + 9 + 9 + 30	6,000	6,000	9,000	9,000	30,000	0	0	0
		66,000	6 + 6 + 9 + 9 + 30	6,500	6,500	9,800	9,800	33,400	0	0	0
5	60	60,000	6 + 6 + 9 + 15 + 24	6,000	6,000	9,000	15,000	24,000	0	0	0
		66,000	6 + 6 + 9 + 15 + 24	6,600	6,600	9,900	16,500	26,400	0	0	0

MULTI-ZONE MATCHES



# MXZ-8C60NA2 INDOOR UNIT COMBINATIONS, contd.

**NON-DUCTED:**

# of indoor unit	Total Nominal Capacity (x1000 Btu/h)	Total Indoor Unit Capacity	Operational Performance for Indoor Unit Combinations (x1000 Btu/h) [Unit A + Unit B + Unit C + Unit D + Unit E + Unit F + Unit G + Unit H]	Cooling Capacity Range (Btu/h)							
				Heating Capacity Range (Btu/h)							
				Unit A	Unit B	Unit C	Unit D	Unit E	Unit F	Unit G	Unit H
5	60	60,000	6 + 6 + 12 + 12 + 24	6,000	6,000	12,000	12,000	24,000	0	0	0
		66,000	6 + 6 + 12 + 12 + 24	6,600	6,600	13,200	13,200	26,400	0	0	0
5	60	60,000	6 + 6 + 12 + 18 + 18	6,000	6,000	12,000	18,000	18,000	0	0	0
		66,000	6 + 6 + 12 + 18 + 18	6,600	6,600	13,200	19,800	19,800	0	0	0
5	60	60,000	6 + 6 + 15 + 15 + 18	6,000	6,000	15,000	15,000	18,000	0	0	0
		66,000	6 + 6 + 15 + 15 + 18	6,600	6,600	16,500	16,500	19,800	0	0	0
5	60	60,000	6 + 9 + 9 + 12 + 24	6,000	9,000	9,000	12,000	24,000	0	0	0
		66,000	6 + 9 + 9 + 12 + 24	6,600	9,900	9,900	13,200	26,400	0	0	0
5	60	60,000	6 + 9 + 9 + 18 + 18	6,000	9,000	9,000	18,000	18,000	0	0	0
		66,000	6 + 9 + 9 + 18 + 18	6,600	9,900	9,900	19,800	19,800	0	0	0
5	60	60,000	6 + 9 + 12 + 15 + 18	6,000	9,000	12,000	15,000	18,000	0	0	0
		66,000	6 + 9 + 12 + 15 + 18	6,600	9,900	13,200	16,500	19,800	0	0	0
5	60	60,000	6 + 9 + 12 + 15 + 18	6,000	9,000	12,000	15,000	18,000	0	0	0
		66,000	6 + 9 + 12 + 15 + 18	6,600	9,900	13,200	16,500	19,800	0	0	0
5	60	60,000	6 + 9 + 15 + 15 + 15	6,000	9,000	15,000	15,000	15,000	0	0	0
		66,000	6 + 9 + 15 + 15 + 15	6,600	9,900	16,500	16,500	16,500	0	0	0
5	60	60,000	6 + 12 + 12 + 12 + 18	6,000	12,000	12,000	12,000	18,000	0	0	0
		66,000	6 + 12 + 12 + 12 + 18	6,600	13,200	13,200	13,200	19,800	0	0	0
5	60	60,000	6 + 12 + 12 + 15 + 15	6,000	12,000	12,000	15,000	15,000	0	0	0
		66,000	6 + 12 + 12 + 15 + 15	6,600	13,200	13,200	16,500	16,500	0	0	0
5	60	60,000	9 + 9 + 9 + 9 + 24	9,000	9,000	9,000	9,000	24,000	0	0	0
		66,000	9 + 9 + 9 + 9 + 24	9,900	9,900	9,900	9,900	26,400	0	0	0
5	60	60,000	9 + 9 + 9 + 15 + 18	9,000	9,000	9,000	15,000	18,000	0	0	0
		66,000	9 + 9 + 9 + 15 + 18	9,900	9,900	9,900	16,500	19,800	0	0	0
5	60	60,000	9 + 9 + 12 + 12 + 18	9,000	9,000	12,000	12,000	18,000	0	0	0
		66,000	9 + 9 + 12 + 12 + 18	9,900	9,900	13,200	13,200	19,800	0	0	0
5	60	60,000	9 + 9 + 12 + 15 + 15	9,000	9,000	12,000	15,000	15,000	0	0	0
		66,000	9 + 9 + 12 + 15 + 15	9,900	9,900	13,200	16,500	16,500	0	0	0
5	60	60,000	9 + 12 + 12 + 12 + 15	9,000	12,000	12,000	12,000	15,000	0	0	0
		66,000	9 + 12 + 12 + 12 + 15	9,900	13,200	13,200	13,200	16,500	0	0	0
5	60	60,000	12 + 12 + 12 + 12 + 12	12,000	12,000	12,000	12,000	12,000	0	0	0
		66,000	12 + 12 + 12 + 12 + 12	13,200	13,200	13,200	13,200	13,200	0	0	0
5	63	60,600	6 + 6 + 6 + 9 + 36	5,800	5,800	5,800	8,700	34,600	0	0	0
		66,600	6 + 6 + 6 + 9 + 36	6,200	6,200	6,200	9,300	38,700	0	0	0
5	63	60,600	6 + 6 + 6 + 15 + 30	5,800	5,800	5,800	14,400	28,900	0	0	0
		66,600	6 + 6 + 6 + 15 + 30	6,300	6,300	6,300	15,700	32,100	0	0	0
5	63	60,600	6 + 6 + 9 + 12 + 30	5,800	5,800	8,700	11,500	28,900	0	0	0
		66,600	6 + 6 + 9 + 12 + 30	6,300	6,300	9,400	12,500	32,100	0	0	0
5	63	60,600	6 + 6 + 9 + 18 + 24	5,800	5,800	8,700	17,300	23,100	0	0	0
		66,600	6 + 6 + 9 + 18 + 24	6,300	6,300	9,500	19,000	25,400	0	0	0
5	63	60,600	6 + 6 + 12 + 15 + 24	5,800	5,800	11,500	14,400	23,100	0	0	0
		66,600	6 + 6 + 12 + 15 + 24	6,300	6,300	12,700	15,900	25,400	0	0	0
5	63	60,600	6 + 9 + 9 + 9 + 30	5,800	8,700	8,700	8,700	28,900	0	0	0
		66,600	6 + 9 + 9 + 9 + 30	6,300	9,400	9,400	9,400	32,100	0	0	0
5	63	60,600	6 + 9 + 9 + 15 + 24	5,800	8,700	8,700	14,400	23,100	0	0	0
		66,600	6 + 9 + 9 + 15 + 24	6,300	9,500	9,500	15,900	25,400	0	0	0
5	63	60,600	6 + 9 + 12 + 12 + 24	5,800	8,700	11,500	11,500	23,100	0	0	0
		66,600	6 + 9 + 12 + 12 + 24	6,300	9,500	12,700	12,700	25,400	0	0	0
5	63	60,600	6 + 9 + 12 + 18 + 18	5,800	8,700	11,500	17,300	17,300	0	0	0
		66,600	6 + 9 + 12 + 18 + 18	6,300	9,500	12,700	19,000	19,000	0	0	0
5	63	60,600	6 + 9 + 15 + 15 + 18	5,800	8,700	14,400	14,400	17,300	0	0	0
		66,600	6 + 9 + 15 + 15 + 18	6,300	9,500	15,900	15,900	19,000	0	0	0
5	63	60,600	6 + 12 + 12 + 15 + 18	5,800	11,500	11,500	14,400	17,300	0	0	0
		66,600	6 + 12 + 12 + 15 + 18	6,300	12,700	12,700	15,900	19,000	0	0	0
5	63	60,600	6 + 12 + 15 + 15 + 15	5,800	11,500	14,400	14,400	14,400	0	0	0
		66,600	6 + 12 + 15 + 15 + 15	6,300	12,700	15,900	15,900	15,900	0	0	0
5	63	60,600	9 + 9 + 9 + 12 + 24	8,700	8,700	8,700	11,500	23,100	0	0	0
		66,600	9 + 9 + 9 + 12 + 24	9,500	9,500	9,500	12,700	25,400	0	0	0
5	63	60,600	9 + 9 + 9 + 18 + 18	8,700	8,700	8,700	17,300	17,300	0	0	0
		66,600	9 + 9 + 9 + 18 + 18	9,500	9,500	9,500	19,000	19,000	0	0	0

MULTI-ZONE MATCHES

# MXZ-8C60NA2 INDOOR UNIT COMBINATIONS, contd.

**NON-DUCTED:**

# of indoor unit	Total Nominal Capacity (x1000 Btu/h)	Total Indoor Unit Capacity	Operational Performance for Indoor Unit Combinations (x1000 Btu/h) [Unit A + Unit B + Unit C + Unit D + Unit E + Unit F + Unit G + Unit H]	Cooling Capacity Range (Btu/h)							
				Heating Capacity Range (Btu/h)							
				Unit A	Unit B	Unit C	Unit D	Unit E	Unit F	Unit G	Unit H
5	63	60,600	9 + 9 + 12 + 15 + 18	8,700	8,700	11,500	14,400	17,300	0	0	0
		66,600	9 + 9 + 12 + 15 + 18	9,500	9,500	12,700	15,900	19,000	0	0	0
5	63	60,600	9 + 9 + 15 + 15 + 15	8,700	8,700	14,400	14,400	14,400	0	0	0
		66,600	9 + 9 + 15 + 15 + 15	9,500	9,500	15,900	15,900	15,900	0	0	0
5	63	60,600	9 + 12 + 12 + 12 + 18	8,700	11,500	11,500	11,500	17,300	0	0	0
		66,600	9 + 12 + 12 + 12 + 18	9,500	12,700	12,700	12,700	19,000	0	0	0
5	63	60,600	9 + 12 + 12 + 15 + 15	8,700	11,500	11,500	14,400	14,400	0	0	0
		66,600	9 + 12 + 12 + 15 + 15	9,500	12,700	12,700	15,900	15,900	0	0	0
5	63	60,600	12 + 12 + 12 + 12 + 15	11,500	11,500	11,500	11,500	14,400	0	0	0
		66,600	12 + 12 + 12 + 12 + 15	12,700	12,700	12,700	12,700	15,900	0	0	0
5	66	61,200	6 + 6 + 6 + 12 + 36	5,600	5,600	5,600	11,100	33,400	0	0	0
		67,200	6 + 6 + 6 + 12 + 36	6,000	6,000	6,000	11,900	37,300	0	0	0
5	66	61,200	6 + 6 + 6 + 18 + 30	5,600	5,600	5,600	16,700	27,800	0	0	0
		67,200	6 + 6 + 6 + 18 + 30	6,000	6,000	6,000	18,100	31,000	0	0	0
5	66	61,200	6 + 6 + 6 + 24 + 24	5,600	5,600	5,600	22,300	22,300	0	0	0
		67,200	6 + 6 + 6 + 24 + 24	6,100	6,100	6,100	24,400	24,400	0	0	0
5	66	61,200	6 + 6 + 9 + 9 + 36	5,600	5,600	8,300	8,300	33,400	0	0	0
		67,200	6 + 6 + 9 + 9 + 36	6,000	6,000	9,000	9,000	37,300	0	0	0
5	66	61,200	6 + 6 + 9 + 15 + 30	5,600	5,600	8,300	13,900	27,800	0	0	0
		67,200	6 + 6 + 9 + 15 + 30	6,000	6,000	9,100	15,100	31,000	0	0	0
5	66	61,200	6 + 6 + 12 + 12 + 30	5,600	5,600	11,100	11,100	27,800	0	0	0
		67,200	6 + 6 + 12 + 12 + 30	6,000	6,000	12,100	12,100	31,000	0	0	0
5	66	61,200	6 + 6 + 12 + 18 + 24	5,600	5,600	11,100	16,700	22,300	0	0	0
		67,200	6 + 6 + 12 + 18 + 24	6,100	6,100	12,200	18,300	24,400	0	0	0
5	66	61,200	6 + 6 + 15 + 15 + 24	5,600	5,600	13,900	13,900	22,300	0	0	0
		67,200	6 + 6 + 15 + 15 + 24	6,100	6,100	15,300	15,300	24,400	0	0	0
5	66	61,200	6 + 6 + 18 + 18 + 18	5,600	5,600	16,700	16,700	16,700	0	0	0
		67,200	6 + 6 + 18 + 18 + 18	6,100	6,100	18,300	18,300	18,300	0	0	0
5	66	61,200	6 + 9 + 9 + 12 + 30	5,600	8,300	8,300	11,100	27,800	0	0	0
		67,200	6 + 9 + 9 + 12 + 30	6,000	9,100	9,100	12,100	31,000	0	0	0
5	66	61,200	6 + 9 + 9 + 18 + 24	5,600	8,300	8,300	16,700	22,300	0	0	0
		67,200	6 + 9 + 9 + 18 + 24	6,100	9,200	9,200	18,300	24,400	0	0	0
5	66	61,200	6 + 9 + 12 + 15 + 24	5,600	8,300	11,100	13,900	22,300	0	0	0
		67,200	6 + 9 + 12 + 15 + 24	6,100	9,200	12,200	15,300	24,400	0	0	0
5	66	61,200	6 + 9 + 12 + 15 + 24	5,600	8,300	11,100	13,900	22,300	0	0	0
		67,200	6 + 9 + 12 + 15 + 24	6,100	9,200	12,200	15,300	24,400	0	0	0
5	66	61,200	6 + 9 + 15 + 18 + 18	5,600	8,300	13,900	16,700	16,700	0	0	0
		67,200	6 + 9 + 15 + 18 + 18	6,100	9,200	15,300	18,300	18,300	0	0	0
5	66	61,200	6 + 12 + 12 + 12 + 24	5,600	11,100	11,100	11,100	22,300	0	0	0
		67,200	6 + 12 + 12 + 12 + 24	6,100	12,200	12,200	12,200	24,400	0	0	0
5	66	61,200	6 + 12 + 12 + 18 + 18	5,600	11,100	11,100	16,700	16,700	0	0	0
		67,200	6 + 12 + 12 + 18 + 18	6,100	12,200	12,200	18,300	18,300	0	0	0
5	66	61,200	6 + 12 + 15 + 15 + 18	5,600	11,100	13,900	13,900	16,700	0	0	0
		67,200	6 + 12 + 15 + 15 + 18	6,100	12,200	15,300	15,300	18,300	0	0	0
5	66	61,200	6 + 15 + 15 + 15 + 15	5,600	13,900	13,900	13,900	13,900	0	0	0
		67,200	6 + 15 + 15 + 15 + 15	6,100	15,300	15,300	15,300	15,300	0	0	0
5	66	61,200	9 + 9 + 9 + 9 + 30	8,300	8,300	8,300	8,300	27,800	0	0	0
		67,200	9 + 9 + 9 + 9 + 30	9,100	9,100	9,100	9,100	31,000	0	0	0
5	66	61,200	9 + 9 + 9 + 15 + 24	8,300	8,300	8,300	13,900	22,300	0	0	0
		67,200	9 + 9 + 9 + 15 + 24	9,200	9,200	9,200	15,300	24,400	0	0	0
5	66	61,200	9 + 9 + 12 + 12 + 24	8,300	8,300	11,100	11,100	22,300	0	0	0
		67,200	9 + 9 + 12 + 12 + 24	9,200	9,200	12,200	12,200	24,400	0	0	0
5	66	61,200	9 + 9 + 12 + 18 + 18	8,300	8,300	11,100	16,700	16,700	0	0	0
		67,200	9 + 9 + 12 + 18 + 18	9,200	9,200	12,200	18,300	18,300	0	0	0
5	66	61,200	9 + 9 + 15 + 15 + 18	8,300	8,300	13,900	13,900	16,700	0	0	0
		67,200	9 + 9 + 15 + 15 + 18	9,200	9,200	15,300	15,300	18,300	0	0	0
5	66	61,200	9 + 12 + 12 + 15 + 18	8,300	11,100	11,100	13,900	16,700	0	0	0
		67,200	9 + 12 + 12 + 15 + 18	9,200	12,200	12,200	15,300	18,300	0	0	0
5	66	61,200	9 + 12 + 15 + 15 + 15	8,300	11,100	13,900	13,900	13,900	0	0	0
		67,200	9 + 12 + 15 + 15 + 15	9,200	12,200	15,300	15,300	15,300	0	0	0

MULTI-ZONE MATCHES



# MXZ-8C60NA2 INDOOR UNIT COMBINATIONS, contd.

**NON-DUCTED:**

# of indoor unit	Total Nominal Capacity (x1000 Btu/h)	Total Indoor Unit Capacity	Operational Performance for Indoor Unit Combinations (x1000 Btu/h) [Unit A + Unit B + Unit C + Unit D + Unit E + Unit F + Unit G + Unit H]	Cooling Capacity Range (Btu/h)							
				Heating Capacity Range (Btu/h)							
				Unit A	Unit B	Unit C	Unit D	Unit E	Unit F	Unit G	Unit H
5	66	61,200	12 + 12 + 12 + 12 + 18	11,100	11,100	11,100	11,100	16,700	0	0	0
		67,200	12 + 12 + 12 + 12 + 18	12,200	12,200	12,200	12,200	18,300	0	0	0
5	66	61,200	12 + 12 + 12 + 15 + 15	11,100	11,100	11,100	13,900	13,900	0	0	0
		67,200	12 + 12 + 12 + 15 + 15	12,200	12,200	12,200	15,300	15,300	0	0	0
5	69	61,800	6 + 6 + 6 + 15 + 36	5,400	5,400	5,400	13,400	32,200	0	0	0
		67,800	6 + 6 + 6 + 15 + 36	5,800	5,800	5,800	14,400	36,100	0	0	0
5	69	61,800	6 + 6 + 9 + 12 + 36	5,400	5,400	8,100	10,700	32,200	0	0	0
		67,800	6 + 6 + 9 + 12 + 36	5,800	5,800	8,700	11,500	36,100	0	0	0
5	69	61,800	6 + 6 + 9 + 18 + 30	5,400	5,400	8,100	16,100	26,900	0	0	0
		67,800	6 + 6 + 9 + 18 + 30	5,800	5,800	8,700	17,500	29,900	0	0	0
5	69	61,800	6 + 6 + 9 + 24 + 24	5,400	5,400	8,100	21,500	21,500	0	0	0
		67,800	6 + 6 + 9 + 24 + 24	5,900	5,900	8,800	23,600	23,600	0	0	0
5	69	61,800	6 + 6 + 12 + 15 + 30	5,400	5,400	10,700	13,400	26,900	0	0	0
		67,800	6 + 6 + 12 + 15 + 30	5,800	5,800	11,700	14,600	29,900	0	0	0
5	69	61,800	6 + 9 + 9 + 9 + 36	5,400	8,100	8,100	8,100	32,200	0	0	0
		67,800	6 + 9 + 9 + 9 + 36	5,800	8,700	8,700	8,700	36,100	0	0	0
5	69	61,800	6 + 9 + 9 + 15 + 30	5,400	8,100	8,100	13,400	26,900	0	0	0
		67,800	6 + 9 + 9 + 15 + 30	5,800	8,700	8,700	14,600	29,900	0	0	0
5	69	61,800	6 + 9 + 12 + 12 + 30	5,400	8,100	10,700	10,700	26,900	0	0	0
		67,800	6 + 9 + 12 + 12 + 30	5,800	8,700	11,700	11,700	29,900	0	0	0
5	69	61,800	6 + 9 + 12 + 18 + 24	5,400	8,100	10,700	16,100	21,500	0	0	0
		67,800	6 + 9 + 12 + 18 + 24	5,900	8,800	11,800	17,700	23,600	0	0	0
5	69	61,800	6 + 9 + 15 + 15 + 24	5,400	8,100	13,400	13,400	21,500	0	0	0
		67,800	6 + 9 + 15 + 15 + 24	5,900	8,800	14,700	14,700	23,600	0	0	0
5	69	61,800	6 + 9 + 18 + 18 + 18	5,400	8,100	16,100	16,100	16,100	0	0	0
		67,800	6 + 9 + 18 + 18 + 18	5,900	8,800	17,700	17,700	17,700	0	0	0
5	69	61,800	6 + 12 + 12 + 15 + 24	5,400	10,700	10,700	13,400	21,500	0	0	0
		67,800	6 + 12 + 12 + 15 + 24	5,900	11,800	11,800	14,700	23,600	0	0	0
5	69	61,800	6 + 15 + 15 + 15 + 18	5,400	13,400	13,400	13,400	16,100	0	0	0
		67,800	6 + 15 + 15 + 15 + 18	5,900	14,700	14,700	14,700	17,700	0	0	0
5	69	61,800	9 + 9 + 9 + 12 + 30	8,100	8,100	8,100	10,700	26,900	0	0	0
		67,800	9 + 9 + 9 + 12 + 30	8,700	8,700	8,700	11,700	29,900	0	0	0
5	69	61,800	9 + 9 + 9 + 18 + 24	8,100	8,100	8,100	16,100	21,500	0	0	0
		67,800	9 + 9 + 9 + 18 + 24	8,800	8,800	8,800	17,700	23,600	0	0	0
5	69	61,800	9 + 9 + 12 + 15 + 24	8,100	8,100	10,700	13,400	21,500	0	0	0
		67,800	9 + 9 + 12 + 15 + 24	8,800	8,800	11,800	14,700	23,600	0	0	0
5	69	61,800	9 + 12 + 12 + 12 + 24	8,100	10,700	10,700	10,700	21,500	0	0	0
		67,800	9 + 12 + 12 + 12 + 24	8,800	11,800	11,800	11,800	23,600	0	0	0
5	69	61,800	9 + 12 + 15 + 15 + 18	8,100	10,700	13,400	13,400	16,100	0	0	0
		67,800	9 + 12 + 15 + 15 + 18	8,800	11,800	14,700	14,700	17,700	0	0	0
5	69	61,800	9 + 15 + 15 + 15 + 15	8,100	13,400	13,400	13,400	13,400	0	0	0
		67,800	9 + 15 + 15 + 15 + 15	8,800	14,700	14,700	14,700	14,700	0	0	0
5	69	61,800	12 + 12 + 12 + 15 + 18	10,700	10,700	10,700	13,400	16,100	0	0	0
		67,800	12 + 12 + 12 + 15 + 18	11,800	11,800	11,800	14,700	17,700	0	0	0
5	69	61,800	12 + 12 + 15 + 15 + 15	10,700	10,700	13,400	13,400	13,400	0	0	0
		67,800	12 + 12 + 15 + 15 + 15	11,800	11,800	14,700	14,700	14,700	0	0	0
5	72	62,400	6 + 6 + 6 + 18 + 36	5,200	5,200	5,200	15,600	31,200	0	0	0
		68,400	6 + 6 + 6 + 18 + 36	5,600	5,600	5,600	16,800	34,900	0	0	0
5	72	62,400	6 + 6 + 6 + 24 + 30	5,200	5,200	5,200	20,800	26,000	0	0	0
		68,400	6 + 6 + 6 + 24 + 30	5,600	5,600	5,600	22,600	28,900	0	0	0
5	72	62,400	6 + 6 + 9 + 15 + 36	5,200	5,200	7,800	13,000	31,200	0	0	0
		68,400	6 + 6 + 9 + 15 + 36	5,600	5,600	8,400	14,000	34,900	0	0	0
5	72	62,400	6 + 6 + 12 + 12 + 36	5,200	5,200	10,400	10,400	31,200	0	0	0
		68,400	6 + 6 + 12 + 12 + 36	5,600	5,600	11,200	11,200	34,900	0	0	0
5	72	62,400	6 + 6 + 12 + 18 + 30	5,200	5,200	10,400	15,600	26,000	0	0	0
		68,400	6 + 6 + 12 + 18 + 30	5,600	5,600	11,300	16,900	28,900	0	0	0
5	72	62,400	6 + 6 + 12 + 24 + 24	5,200	5,200	10,400	20,800	20,800	0	0	0
		68,400	6 + 6 + 12 + 24 + 24	5,700	5,700	11,400	22,800	22,800	0	0	0
5	72	62,400	6 + 6 + 15 + 15 + 30	5,200	5,200	13,000	13,000	26,000	0	0	0
		68,400	6 + 6 + 15 + 15 + 30	5,600	5,600	14,100	14,100	28,900	0	0	0

MULTI-ZONE MATCHES

# MXZ-8C60NA2 INDOOR UNIT COMBINATIONS, contd.

**NON-DUCTED:**

# of indoor unit	Total Nominal Capacity (x1000 Btu/h)	Total Indoor Unit Capacity	Operational Performance for Indoor Unit Combinations (x1000 Btu/h) [Unit A + Unit B + Unit C + Unit D + Unit E + Unit F + Unit G + Unit H]	Cooling Capacity Range (Btu/h)							
				Heating Capacity Range (Btu/h)							
				Unit A	Unit B	Unit C	Unit D	Unit E	Unit F	Unit G	Unit H
5	72	62,400	6 + 6 + 18 + 18 + 24	5,200	5,200	15,600	15,600	20,800	0	0	0
		68,400	6 + 6 + 18 + 18 + 24	5,700	5,700	17,100	17,100	22,800	0	0	0
5	72	62,400	6 + 9 + 9 + 12 + 36	5,200	7,800	7,800	10,400	31,200	0	0	0
		68,400	6 + 9 + 9 + 12 + 36	5,600	8,400	8,400	11,200	34,900	0	0	0
5	72	62,400	6 + 9 + 9 + 18 + 30	5,200	7,800	7,800	15,600	26,000	0	0	0
		68,400	6 + 9 + 9 + 18 + 30	5,600	8,500	8,500	16,900	28,900	0	0	0
5	72	62,400	6 + 9 + 12 + 15 + 30	5,200	7,800	10,400	13,000	26,000	0	0	0
		68,400	6 + 9 + 12 + 15 + 30	5,600	8,500	11,300	14,100	28,900	0	0	0
5	72	62,400	6 + 9 + 12 + 15 + 30	5,200	7,800	10,400	13,000	26,000	0	0	0
		68,400	6 + 9 + 12 + 15 + 30	5,600	8,500	11,300	14,100	28,900	0	0	0
5	72	62,400	6 + 9 + 15 + 18 + 24	5,200	7,800	13,000	15,600	20,800	0	0	0
		68,400	6 + 9 + 15 + 18 + 24	5,700	8,600	14,300	17,100	22,800	0	0	0
5	72	62,400	6 + 12 + 12 + 12 + 30	5,200	10,400	10,400	10,400	26,000	0	0	0
		68,400	6 + 12 + 12 + 12 + 30	5,600	11,300	11,300	11,300	28,900	0	0	0
5	72	62,400	6 + 12 + 12 + 18 + 24	5,200	10,400	10,400	15,600	20,800	0	0	0
		68,400	6 + 12 + 12 + 18 + 24	5,700	11,400	11,400	17,100	22,800	0	0	0
5	72	62,400	6 + 12 + 15 + 15 + 24	5,200	10,400	13,000	13,000	20,800	0	0	0
		68,400	6 + 12 + 15 + 15 + 24	5,700	11,400	14,300	14,300	22,800	0	0	0
5	72	62,400	6 + 12 + 18 + 18 + 18	5,200	10,400	15,600	15,600	15,600	0	0	0
		68,400	6 + 12 + 18 + 18 + 18	5,700	11,400	17,100	17,100	17,100	0	0	0
5	72	62,400	9 + 9 + 9 + 9 + 36	7,800	7,800	7,800	7,800	31,200	0	0	0
		68,400	9 + 9 + 9 + 9 + 36	8,400	8,400	8,400	8,400	34,900	0	0	0
5	72	62,400	9 + 9 + 9 + 15 + 30	7,800	7,800	7,800	13,000	26,000	0	0	0
		68,400	9 + 9 + 9 + 15 + 30	8,500	8,500	8,500	14,100	28,900	0	0	0
5	72	62,400	9 + 9 + 12 + 12 + 30	7,800	7,800	10,400	10,400	26,000	0	0	0
		68,400	9 + 9 + 12 + 12 + 30	8,500	8,500	11,300	11,300	28,900	0	0	0
5	72	62,400	9 + 9 + 12 + 18 + 24	7,800	7,800	10,400	15,600	20,800	0	0	0
		68,400	9 + 9 + 12 + 18 + 24	8,600	8,600	11,400	17,100	22,800	0	0	0
5	72	62,400	9 + 9 + 15 + 15 + 24	7,800	7,800	13,000	13,000	20,800	0	0	0
		68,400	9 + 9 + 15 + 15 + 24	8,600	8,600	14,300	14,300	22,800	0	0	0
5	72	62,400	9 + 9 + 18 + 18 + 18	7,800	7,800	15,600	15,600	15,600	0	0	0
		68,400	9 + 9 + 18 + 18 + 18	8,600	8,600	17,100	17,100	17,100	0	0	0
5	72	62,400	9 + 12 + 12 + 15 + 24	7,800	10,400	10,400	13,000	20,800	0	0	0
		68,400	9 + 12 + 12 + 15 + 24	8,600	11,400	11,400	14,300	22,800	0	0	0
5	72	62,400	9 + 15 + 15 + 15 + 18	7,800	13,000	13,000	13,000	15,600	0	0	0
		68,400	9 + 15 + 15 + 15 + 18	8,600	14,300	14,300	14,300	17,100	0	0	0
5	72	62,400	12 + 12 + 12 + 12 + 24	10,400	10,400	10,400	10,400	20,800	0	0	0
		68,400	12 + 12 + 12 + 12 + 24	11,400	11,400	11,400	11,400	22,800	0	0	0
5	72	62,400	12 + 12 + 12 + 18 + 18	10,400	10,400	10,400	15,600	15,600	0	0	0
		68,400	12 + 12 + 12 + 18 + 18	11,400	11,400	11,400	17,100	17,100	0	0	0
5	72	62,400	12 + 12 + 15 + 15 + 18	10,400	10,400	13,000	13,000	15,600	0	0	0
		68,400	12 + 12 + 15 + 15 + 18	11,400	11,400	14,300	14,300	17,100	0	0	0
5	75	63,000	6 + 6 + 9 + 18 + 36	5,000	5,000	7,600	15,100	30,200	0	0	0
		69,000	6 + 6 + 9 + 18 + 36	5,400	5,400	8,100	16,200	33,800	0	0	0
5	75	63,000	6 + 6 + 9 + 24 + 30	5,000	5,000	7,600	20,200	25,200	0	0	0
		69,000	6 + 6 + 9 + 24 + 30	5,500	5,500	8,200	21,900	28,000	0	0	0
5	75	63,000	6 + 6 + 12 + 15 + 36	5,000	5,000	10,100	12,600	30,200	0	0	0
		69,000	6 + 6 + 12 + 15 + 36	5,400	5,400	10,800	13,500	33,800	0	0	0
5	75	63,000	6 + 9 + 9 + 15 + 36	5,000	7,600	7,600	12,600	30,200	0	0	0
		69,000	6 + 9 + 9 + 15 + 36	5,400	8,100	8,100	13,500	33,800	0	0	0
5	75	63,000	6 + 9 + 12 + 12 + 36	5,000	7,600	10,100	10,100	30,200	0	0	0
		69,000	6 + 9 + 12 + 12 + 36	5,400	8,100	10,800	10,800	33,800	0	0	0
5	75	63,000	6 + 9 + 15 + 15 + 30	5,000	7,600	12,600	12,600	25,200	0	0	0
		69,000	6 + 9 + 15 + 15 + 30	5,500	8,200	13,700	13,700	28,000	0	0	0
5	75	63,000	6 + 9 + 18 + 18 + 24	5,000	7,600	15,100	15,100	20,200	0	0	0
		69,000	6 + 9 + 18 + 18 + 24	5,500	8,300	16,600	16,600	22,100	0	0	0
5	75	63,000	6 + 12 + 12 + 15 + 30	5,000	10,100	10,100	12,600	25,200	0	0	0
		69,000	6 + 12 + 12 + 15 + 30	5,500	10,900	10,900	13,700	28,000	0	0	0
5	75	63,000	6 + 15 + 15 + 15 + 24	5,000	12,600	12,600	12,600	20,200	0	0	0
		69,000	6 + 15 + 15 + 15 + 24	5,500	13,800	13,800	13,800	22,100	0	0	0

MULTI-ZONE MATCHES



# MXZ-8C60NA2 INDOOR UNIT COMBINATIONS, contd.

**NON-DUCTED:**

# of indoor unit	Total Nominal Capacity (x1000 Btu/h)	Total Indoor Unit Capacity	Operational Performance for Indoor Unit Combinations (x1000 Btu/h) [Unit A + Unit B + Unit C + Unit D + Unit E + Unit F + Unit G + Unit H]	Cooling Capacity Range (Btu/h)							
				Heating Capacity Range (Btu/h)							
				Unit A	Unit B	Unit C	Unit D	Unit E	Unit F	Unit G	Unit H
5	75	63,000	6 + 15 + 18 + 18 + 18	5,000	12,600	15,100	15,100	15,100	0	0	0
		69,000	6 + 15 + 18 + 18 + 18	5,500	13,800	16,600	16,600	16,600	0	0	0
5	75	63,000	9 + 9 + 9 + 12 + 36	7,600	7,600	7,600	10,100	30,200	0	0	0
		69,000	9 + 9 + 9 + 12 + 36	8,100	8,100	8,100	10,800	33,800	0	0	0
5	75	63,000	9 + 9 + 9 + 18 + 30	7,600	7,600	7,600	15,100	25,200	0	0	0
		69,000	9 + 9 + 9 + 18 + 30	8,200	8,200	8,200	16,400	28,000	0	0	0
5	75	63,000	9 + 9 + 9 + 24 + 24	7,600	7,600	7,600	20,200	20,200	0	0	0
		69,000	9 + 9 + 9 + 24 + 24	8,300	8,300	8,300	22,100	22,100	0	0	0
5	75	63,000	9 + 9 + 12 + 15 + 30	7,600	7,600	10,100	12,600	25,200	0	0	0
		69,000	9 + 9 + 12 + 15 + 30	8,200	8,200	10,900	13,700	28,000	0	0	0
5	75	63,000	9 + 12 + 12 + 12 + 30	7,600	10,100	10,100	10,100	25,200	0	0	0
		69,000	9 + 12 + 12 + 12 + 30	8,200	10,900	10,900	10,900	28,000	0	0	0
5	75	63,000	9 + 12 + 15 + 15 + 24	7,600	10,100	12,600	12,600	20,200	0	0	0
		69,000	9 + 12 + 15 + 15 + 24	8,300	11,000	13,800	13,800	22,100	0	0	0
5	75	63,000	9 + 12 + 18 + 18 + 18	7,600	10,100	15,100	15,100	15,100	0	0	0
		69,000	9 + 12 + 18 + 18 + 18	8,300	11,000	16,600	16,600	16,600	0	0	0
5	75	63,000	9 + 15 + 15 + 18 + 18	7,600	12,600	12,600	15,100	15,100	0	0	0
		69,000	9 + 15 + 15 + 18 + 18	8,300	13,800	13,800	16,600	16,600	0	0	0
5	75	63,000	12 + 12 + 12 + 15 + 24	10,100	10,100	10,100	12,600	20,200	0	0	0
		69,000	12 + 12 + 12 + 15 + 24	11,000	11,000	11,000	13,800	22,100	0	0	0
5	75	63,000	12 + 12 + 15 + 18 + 18	10,100	10,100	12,600	15,100	15,100	0	0	0
		69,000	12 + 12 + 15 + 18 + 18	11,000	11,000	13,800	16,600	16,600	0	0	0
5	78	63,600	6 + 6 + 6 + 24 + 36	4,900	4,900	4,900	19,600	29,400	0	0	0
		69,600	6 + 6 + 6 + 24 + 36	5,300	5,300	5,300	21,000	32,800	0	0	0
5	78	63,600	6 + 6 + 6 + 30 + 30	4,900	4,900	4,900	24,500	24,500	0	0	0
		69,600	6 + 6 + 6 + 30 + 30	5,300	5,300	5,300	26,900	26,900	0	0	0
5	78	63,600	6 + 6 + 12 + 18 + 36	4,900	4,900	9,800	14,700	29,400	0	0	0
		69,600	6 + 6 + 12 + 18 + 36	5,300	5,300	10,500	15,800	32,800	0	0	0
5	78	63,600	6 + 6 + 12 + 24 + 30	4,900	4,900	9,800	19,600	24,500	0	0	0
		69,600	6 + 6 + 12 + 24 + 30	5,300	5,300	10,600	21,200	27,200	0	0	0
5	78	63,600	6 + 6 + 15 + 15 + 36	4,900	4,900	12,200	12,200	29,400	0	0	0
		69,600	6 + 6 + 15 + 15 + 36	5,300	5,300	13,100	13,100	32,800	0	0	0
5	78	63,600	6 + 6 + 18 + 18 + 30	4,900	4,900	14,700	14,700	24,500	0	0	0
		69,600	6 + 6 + 18 + 18 + 30	5,300	5,300	15,900	15,900	27,200	0	0	0
5	78	63,600	6 + 9 + 9 + 18 + 36	4,900	7,300	7,300	14,700	29,400	0	0	0
		69,600	6 + 9 + 9 + 18 + 36	5,300	7,900	7,900	15,800	32,800	0	0	0
5	78	63,600	6 + 9 + 12 + 15 + 36	4,900	7,300	9,800	12,200	29,400	0	0	0
		69,600	6 + 9 + 12 + 15 + 36	5,300	7,900	10,500	13,100	32,800	0	0	0
5	78	63,600	9 + 9 + 12 + 18 + 30	7,300	7,300	9,800	14,700	24,500	0	0	0
		69,600	9 + 9 + 12 + 18 + 30	8,000	8,000	10,600	15,900	27,200	0	0	0
5	78	63,600	6 + 9 + 15 + 18 + 30	4,900	7,300	12,200	14,700	24,500	0	0	0
		69,600	6 + 9 + 15 + 18 + 30	5,300	8,000	13,300	15,900	27,200	0	0	0
5	78	63,600	6 + 9 + 15 + 24 + 24	4,900	7,300	12,200	19,600	19,600	0	0	0
		69,600	6 + 9 + 15 + 24 + 24	5,400	8,000	13,400	21,400	21,400	0	0	0
5	78	63,600	6 + 12 + 12 + 12 + 36	4,900	9,800	9,800	9,800	29,400	0	0	0
		69,600	6 + 12 + 12 + 12 + 36	5,300	10,500	10,500	10,500	32,800	0	0	0
5	78	63,600	6 + 12 + 12 + 18 + 30	4,900	9,800	9,800	14,700	24,500	0	0	0
		69,600	6 + 12 + 12 + 18 + 30	5,300	10,600	10,600	15,900	27,200	0	0	0
5	78	63,600	6 + 12 + 15 + 15 + 30	4,900	9,800	12,200	12,200	24,500	0	0	0
		69,600	6 + 12 + 15 + 15 + 30	5,300	10,600	13,300	13,300	27,200	0	0	0
5	78	63,600	6 + 12 + 18 + 18 + 24	4,900	9,800	14,700	14,700	19,600	0	0	0
		69,600	6 + 12 + 18 + 18 + 24	5,400	10,700	16,100	16,100	21,400	0	0	0
5	78	63,600	6 + 18 + 18 + 18 + 18	4,900	14,700	14,700	14,700	14,700	0	0	0
		69,600	6 + 18 + 18 + 18 + 18	5,400	16,100	16,100	16,100	16,100	0	0	0
5	78	63,600	9 + 9 + 9 + 15 + 36	7,300	7,300	7,300	12,200	29,400	0	0	0
		69,600	9 + 9 + 9 + 15 + 36	7,900	7,900	7,900	13,100	32,800	0	0	0
5	78	63,600	9 + 9 + 12 + 12 + 36	7,300	7,300	9,800	9,800	29,400	0	0	0
		69,600	9 + 9 + 12 + 12 + 36	7,900	7,900	10,500	10,500	32,800	0	0	0
5	78	63,600	9 + 9 + 12 + 18 + 30	7,300	7,300	9,800	14,700	24,500	0	0	0
		69,600	9 + 9 + 12 + 18 + 30	8,000	8,000	10,600	15,900	27,200	0	0	0

MULTI-ZONE MATCHES

# MXZ-8C60NA2 INDOOR UNIT COMBINATIONS, contd.

**NON-DUCTED:**

# of indoor unit	Total Nominal Capacity (x1000 Btu/h)	Total Indoor Unit Capacity	Operational Performance for Indoor Unit Combinations (x1000 Btu/h) [Unit A + Unit B + Unit C + Unit D + Unit E + Unit F + Unit G + Unit H]	Cooling Capacity Range (Btu/h)							
				Heating Capacity Range (Btu/h)							
				Unit A	Unit B	Unit C	Unit D	Unit E	Unit F	Unit G	Unit H
5	78	63,600	9 + 9 + 12 + 24 + 24	7,300	7,300	9,800	19,600	19,600	0	0	0
		69,600	9 + 9 + 12 + 24 + 24	8,000	8,000	10,700	21,400	21,400	0	0	0
5	78	63,600	9 + 9 + 15 + 15 + 30	7,300	7,300	12,200	12,200	24,500	0	0	0
		69,600	9 + 9 + 15 + 15 + 30	8,000	8,000	13,300	13,300	27,200	0	0	0
5	78	63,600	9 + 9 + 18 + 18 + 24	7,300	7,300	14,700	14,700	19,600	0	0	0
		69,600	9 + 9 + 18 + 18 + 24	8,000	8,000	16,100	16,100	21,400	0	0	0
5	78	63,600	9 + 12 + 12 + 15 + 30	7,300	9,800	9,800	12,200	24,500	0	0	0
		69,600	9 + 12 + 12 + 15 + 30	8,000	10,600	10,600	13,300	27,200	0	0	0
5	78	63,600	9 + 15 + 15 + 15 + 24	7,300	12,200	12,200	12,200	19,600	0	0	0
		69,600	9 + 15 + 15 + 15 + 24	8,000	13,400	13,400	13,400	21,400	0	0	0
5	78	63,600	9 + 15 + 18 + 18 + 18	7,300	12,200	14,700	14,700	14,700	0	0	0
		69,600	9 + 15 + 18 + 18 + 18	8,000	13,400	16,100	16,100	16,100	0	0	0
5	78	63,600	12 + 12 + 12 + 12 + 30	9,800	9,800	9,800	9,800	24,500	0	0	0
		69,600	12 + 12 + 12 + 12 + 30	10,600	10,600	10,600	10,600	27,200	0	0	0
5	78	63,600	12 + 12 + 12 + 18 + 24	9,800	9,800	9,800	14,700	19,600	0	0	0
		69,600	12 + 12 + 12 + 18 + 24	10,700	10,700	10,700	16,100	21,400	0	0	0
5	78	63,600	12 + 12 + 15 + 15 + 24	9,800	9,800	12,200	12,200	19,600	0	0	0
		69,600	12 + 12 + 15 + 15 + 24	10,700	10,700	13,400	13,400	21,400	0	0	0
5	78	63,600	12 + 12 + 18 + 18 + 18	9,800	9,800	14,700	14,700	14,700	0	0	0
		69,600	12 + 12 + 18 + 18 + 18	10,700	10,700	16,100	16,100	16,100	0	0	0
6	36	36,000	6 + 6 + 6 + 6 + 6 + 6	6,000	6,000	6,000	6,000	6,000	6,000	0	0
		40,000	6 + 6 + 6 + 6 + 6 + 6	6,700	6,700	6,700	6,700	6,700	6,700	0	0
6	39	39,000	6 + 6 + 6 + 6 + 6 + 9	6,000	6,000	6,000	6,000	6,000	9,000	0	0
		43,200	6 + 6 + 6 + 6 + 6 + 9	6,600	6,600	6,600	6,600	6,600	10,000	0	0
6	42	42,000	6 + 6 + 6 + 6 + 6 + 12	6,000	6,000	6,000	6,000	6,000	12,000	0	0
		46,500	6 + 6 + 6 + 6 + 6 + 12	6,600	6,600	6,600	6,600	6,600	13,300	0	0
6	42	42,000	6 + 6 + 6 + 6 + 9 + 9	6,000	6,000	6,000	6,000	9,000	9,000	0	0
		46,500	6 + 6 + 6 + 6 + 9 + 9	6,600	6,600	6,600	6,600	10,000	10,000	0	0
6	45	45,000	6 + 6 + 6 + 6 + 6 + 15	6,000	6,000	6,000	6,000	6,000	15,000	0	0
		49,800	6 + 6 + 6 + 6 + 6 + 15	6,600	6,600	6,600	6,600	6,600	16,600	0	0
6	45	45,000	6 + 6 + 6 + 6 + 9 + 12	6,000	6,000	6,000	6,000	9,000	12,000	0	0
		49,800	6 + 6 + 6 + 6 + 9 + 12	6,600	6,600	6,600	6,600	10,000	13,300	0	0
6	45	45,000	6 + 6 + 6 + 9 + 9 + 9	6,000	6,000	6,000	9,000	9,000	9,000	0	0
		49,800	6 + 6 + 6 + 9 + 9 + 9	6,600	6,600	6,600	10,000	10,000	10,000	0	0
6	48	48,000	6 + 6 + 6 + 6 + 6 + 18	6,000	6,000	6,000	6,000	6,000	18,000	0	0
		53,100	6 + 6 + 6 + 6 + 6 + 18	6,600	6,600	6,600	6,600	6,600	19,900	0	0
6	48	48,000	6 + 6 + 6 + 6 + 9 + 15	6,000	6,000	6,000	6,000	9,000	15,000	0	0
		53,100	6 + 6 + 6 + 6 + 9 + 15	6,600	6,600	6,600	6,600	10,000	16,600	0	0
6	48	48,000	6 + 6 + 6 + 6 + 12 + 12	6,000	6,000	6,000	6,000	12,000	12,000	0	0
		53,100	6 + 6 + 6 + 6 + 12 + 12	6,600	6,600	6,600	6,600	13,300	13,300	0	0
6	48	48,000	6 + 6 + 6 + 9 + 9 + 12	6,000	6,000	6,000	9,000	9,000	12,000	0	0
		53,100	6 + 6 + 6 + 9 + 9 + 12	6,600	6,600	6,600	10,000	10,000	13,300	0	0
6	48	48,000	6 + 6 + 9 + 9 + 9 + 9	6,000	6,000	9,000	9,000	9,000	9,000	0	0
		53,100	6 + 6 + 9 + 9 + 9 + 9	6,600	6,600	10,000	10,000	10,000	10,000	0	0
6	51	51,000	6 + 6 + 6 + 6 + 9 + 18	6,000	6,000	6,000	6,000	9,000	18,000	0	0
		56,400	6 + 6 + 6 + 6 + 9 + 18	6,600	6,600	6,600	6,600	10,000	19,900	0	0
6	51	51,000	6 + 6 + 6 + 6 + 12 + 15	6,000	6,000	6,000	6,000	12,000	15,000	0	0
		56,400	6 + 6 + 6 + 6 + 12 + 15	6,600	6,600	6,600	6,600	13,300	16,600	0	0
6	51	51,000	6 + 6 + 6 + 9 + 9 + 15	6,000	6,000	6,000	9,000	9,000	15,000	0	0
		56,400	6 + 6 + 6 + 9 + 9 + 15	6,600	6,600	6,600	10,000	10,000	16,600	0	0
6	51	51,000	6 + 6 + 6 + 9 + 12 + 12	6,000	6,000	6,000	9,000	12,000	12,000	0	0
		56,400	6 + 6 + 6 + 9 + 12 + 12	6,600	6,600	6,600	10,000	13,300	13,300	0	0
6	51	51,000	6 + 6 + 9 + 9 + 9 + 12	6,000	6,000	9,000	9,000	9,000	12,000	0	0
		56,400	6 + 6 + 9 + 9 + 9 + 12	6,600	6,600	10,000	10,000	10,000	13,300	0	0
6	51	51,000	6 + 9 + 9 + 9 + 9 + 9	6,000	9,000	9,000	9,000	9,000	9,000	0	0
		56,400	6 + 9 + 9 + 9 + 9 + 9	6,600	10,000	10,000	10,000	10,000	10,000	0	0
6	54	54,000	6 + 6 + 6 + 6 + 6 + 24	6,000	6,000	6,000	6,000	6,000	24,000	0	0
		59,700	6 + 6 + 6 + 6 + 6 + 24	6,600	6,600	6,600	6,600	6,600	26,500	0	0
6	54	54,000	6 + 6 + 6 + 6 + 12 + 18	6,000	6,000	6,000	6,000	12,000	18,000	0	0
		59,700	6 + 6 + 6 + 6 + 12 + 18	6,600	6,600	6,600	6,600	13,300	19,900	0	0

MULTI-ZONE MATCHES



# MXZ-8C60NA2 INDOOR UNIT COMBINATIONS, contd.

**NON-DUCTED:**

# of indoor unit	Total Nominal Capacity (x1000 Btu/h)	Total Indoor Unit Capacity	Operational Performance for Indoor Unit Combinations (x1000 Btu/h) [Unit A + Unit B + Unit C + Unit D + Unit E + Unit F + Unit G + Unit H]	Cooling Capacity Range (Btu/h)							
				Heating Capacity Range (Btu/h)							
				Unit A	Unit B	Unit C	Unit D	Unit E	Unit F	Unit G	Unit H
6	54	54,000	6 + 6 + 6 + 6 + 15 + 15	6,000	6,000	6,000	6,000	15,000	15,000	0	0
		59,700	6 + 6 + 6 + 6 + 15 + 15	6,600	6,600	6,600	6,600	16,600	16,600	0	0
6	54	54,000	6 + 6 + 6 + 9 + 9 + 18	6,000	6,000	6,000	9,000	9,000	18,000	0	0
		59,700	6 + 6 + 6 + 9 + 9 + 18	6,600	6,600	6,600	10,000	10,000	19,900	0	0
6	54	54,000	6 + 6 + 6 + 9 + 12 + 15	6,000	6,000	6,000	9,000	12,000	15,000	0	0
		59,700	6 + 6 + 6 + 9 + 12 + 15	6,600	6,600	6,600	10,000	13,300	16,600	0	0
6	54	54,000	6 + 6 + 6 + 12 + 12 + 12	6,000	6,000	6,000	12,000	12,000	12,000	0	0
		59,700	6 + 6 + 6 + 12 + 12 + 12	6,600	6,600	6,600	13,300	13,300	13,300	0	0
6	54	54,000	6 + 6 + 9 + 9 + 9 + 15	6,000	6,000	9,000	9,000	9,000	15,000	0	0
		59,700	6 + 6 + 9 + 9 + 9 + 15	6,600	6,600	10,000	10,000	10,000	16,600	0	0
6	54	54,000	6 + 6 + 9 + 9 + 12 + 12	6,000	6,000	9,000	9,000	12,000	12,000	0	0
		59,700	6 + 6 + 9 + 9 + 12 + 12	6,600	6,600	10,000	10,000	13,300	13,300	0	0
6	54	54,000	6 + 9 + 9 + 9 + 9 + 12	6,000	9,000	9,000	9,000	9,000	12,000	0	0
		59,700	6 + 9 + 9 + 9 + 9 + 12	6,600	10,000	10,000	10,000	10,000	13,300	0	0
6	54	54,000	9 + 9 + 9 + 9 + 9 + 9	9,000	9,000	9,000	9,000	9,000	9,000	0	0
		59,700	9 + 9 + 9 + 9 + 9 + 9	10,000	10,000	10,000	10,000	10,000	10,000	0	0
6	57	57,000	6 + 6 + 6 + 6 + 9 + 24	6,000	6,000	6,000	6,000	9,000	24,000	0	0
		63,000	6 + 6 + 6 + 6 + 9 + 24	6,600	6,600	6,600	6,600	9,900	26,500	0	0
6	57	57,000	6 + 6 + 6 + 6 + 15 + 18	6,000	6,000	6,000	6,000	15,000	18,000	0	0
		63,000	6 + 6 + 6 + 6 + 15 + 18	6,600	6,600	6,600	6,600	16,600	19,900	0	0
6	57	57,000	6 + 6 + 6 + 9 + 12 + 18	6,000	6,000	6,000	9,000	12,000	18,000	0	0
		63,000	6 + 6 + 6 + 9 + 12 + 18	6,600	6,600	6,600	9,900	13,300	19,900	0	0
6	57	57,000	6 + 6 + 6 + 9 + 15 + 15	6,000	6,000	6,000	9,000	15,000	15,000	0	0
		63,000	6 + 6 + 6 + 9 + 15 + 15	6,600	6,600	6,600	9,900	16,600	16,600	0	0
6	57	57,000	6 + 6 + 6 + 12 + 12 + 15	6,000	6,000	6,000	12,000	12,000	15,000	0	0
		63,000	6 + 6 + 6 + 12 + 12 + 15	6,600	6,600	6,600	13,300	13,300	16,600	0	0
6	57	57,000	6 + 6 + 9 + 9 + 18	6,000	6,000	9,000	9,000	9,000	18,000	0	0
		63,000	6 + 6 + 9 + 9 + 18	6,600	6,600	9,900	9,900	9,900	19,900	0	0
6	57	57,000	6 + 6 + 9 + 9 + 12 + 15	6,000	6,000	9,000	9,000	12,000	15,000	0	0
		63,000	6 + 6 + 9 + 9 + 12 + 15	6,600	6,600	9,900	9,900	13,300	16,600	0	0
6	57	57,000	6 + 6 + 9 + 12 + 12 + 12	6,000	6,000	9,000	12,000	12,000	12,000	0	0
		63,000	6 + 6 + 9 + 12 + 12 + 12	6,600	6,600	9,900	13,300	13,300	13,300	0	0
6	57	57,000	6 + 9 + 9 + 9 + 9 + 15	6,000	9,000	9,000	9,000	9,000	15,000	0	0
		63,000	6 + 9 + 9 + 9 + 9 + 15	6,600	9,900	9,900	9,900	9,900	16,600	0	0
6	57	57,000	6 + 9 + 9 + 9 + 12 + 12	6,000	9,000	9,000	9,000	12,000	12,000	0	0
		63,000	6 + 9 + 9 + 9 + 12 + 12	6,600	9,900	9,900	9,900	13,300	13,300	0	0
6	57	57,000	9 + 9 + 9 + 9 + 9 + 12	9,000	9,000	9,000	9,000	9,000	12,000	0	0
		63,000	9 + 9 + 9 + 9 + 9 + 12	9,900	9,900	9,900	9,900	9,900	13,300	0	0
6	60	60,000	6 + 6 + 6 + 6 + 6 + 30	6,000	6,000	6,000	6,000	6,000	30,000	0	0
		66,000	6 + 6 + 6 + 6 + 6 + 30	6,500	6,500	6,500	6,500	6,500	33,400	0	0
6	60	60,000	6 + 6 + 6 + 6 + 12 + 24	6,000	6,000	6,000	6,000	12,000	24,000	0	0
		66,000	6 + 6 + 6 + 6 + 12 + 24	6,600	6,600	6,600	6,600	13,200	26,400	0	0
6	60	60,000	6 + 6 + 6 + 6 + 18 + 18	6,000	6,000	6,000	6,000	18,000	18,000	0	0
		66,000	6 + 6 + 6 + 6 + 18 + 18	6,600	6,600	6,600	6,600	19,800	19,800	0	0
6	60	60,000	6 + 6 + 6 + 9 + 9 + 24	6,000	6,000	6,000	9,000	9,000	24,000	0	0
		66,000	6 + 6 + 6 + 9 + 9 + 24	6,600	6,600	6,600	9,900	9,900	26,400	0	0
6	60	60,000	6 + 6 + 6 + 9 + 15 + 18	6,000	6,000	6,000	9,000	15,000	18,000	0	0
		66,000	6 + 6 + 6 + 9 + 15 + 18	6,600	6,600	6,600	9,900	16,500	19,800	0	0
6	60	60,000	6 + 6 + 6 + 12 + 12 + 18	6,000	6,000	6,000	12,000	12,000	18,000	0	0
		66,000	6 + 6 + 6 + 12 + 12 + 18	6,600	6,600	6,600	13,200	13,200	19,800	0	0
6	60	60,000	6 + 6 + 6 + 12 + 15 + 15	6,000	6,000	6,000	12,000	15,000	15,000	0	0
		66,000	6 + 6 + 6 + 12 + 15 + 15	6,600	6,600	6,600	13,200	16,500	16,500	0	0
6	60	60,000	6 + 6 + 9 + 9 + 12 + 18	6,000	6,000	9,000	9,000	12,000	18,000	0	0
		66,000	6 + 6 + 9 + 9 + 12 + 18	6,600	6,600	9,900	9,900	13,200	19,800	0	0
6	60	60,000	6 + 6 + 9 + 9 + 15 + 15	6,000	6,000	9,000	9,000	15,000	15,000	0	0
		66,000	6 + 6 + 9 + 9 + 15 + 15	6,600	6,600	9,900	9,900	16,500	16,500	0	0
6	60	60,000	6 + 6 + 9 + 12 + 12 + 15	6,000	6,000	9,000	12,000	12,000	15,000	0	0
		66,000	6 + 6 + 9 + 12 + 12 + 15	6,600	6,600	9,900	13,200	13,200	16,500	0	0
6	60	60,000	6 + 6 + 12 + 12 + 12 + 12	6,000	6,000	12,000	12,000	12,000	12,000	0	0
		66,000	6 + 6 + 12 + 12 + 12 + 12	6,600	6,600	13,200	13,200	13,200	13,200	0	0

MULTI-ZONE MATCHES

# MXZ-8C60NA2 INDOOR UNIT COMBINATIONS, contd.

**NON-DUCTED:**

# of indoor unit	Total Nominal Capacity (x1000 Btu/h)	Total Indoor Unit Capacity	Operational Performance for Indoor Unit Combinations (x1000 Btu/h) [Unit A + Unit B + Unit C + Unit D + Unit E + Unit F + Unit G + Unit H]	Cooling Capacity Range (Btu/h)							
				Heating Capacity Range (Btu/h)							
				Unit A	Unit B	Unit C	Unit D	Unit E	Unit F	Unit G	Unit H
6	60	60,000	6 + 9 + 9 + 9 + 9 + 18	6,000	9,000	9,000	9,000	9,000	18,000	0	0
		66,600	6 + 9 + 9 + 9 + 9 + 18	6,600	9,900	9,900	9,900	9,900	19,800	0	0
6	60	60,000	6 + 9 + 9 + 9 + 12 + 15	6,000	9,000	9,000	9,000	12,000	15,000	0	0
		66,600	6 + 9 + 9 + 9 + 12 + 15	6,600	9,900	9,900	9,900	13,200	16,500	0	0
6	60	60,000	6 + 9 + 9 + 12 + 12 + 12	6,000	9,000	9,000	12,000	12,000	12,000	0	0
		66,600	6 + 9 + 9 + 12 + 12 + 12	6,600	9,900	9,900	13,200	13,200	13,200	0	0
6	60	60,000	9 + 9 + 9 + 9 + 9 + 15	9,000	9,000	9,000	9,000	9,000	15,000	0	0
		66,600	9 + 9 + 9 + 9 + 9 + 15	9,900	9,900	9,900	9,900	9,900	16,500	0	0
6	60	60,000	9 + 9 + 9 + 9 + 12 + 12	9,000	9,000	9,000	9,000	12,000	12,000	0	0
		66,600	9 + 9 + 9 + 9 + 12 + 12	9,900	9,900	9,900	9,900	13,200	13,200	0	0
6	63	60,600	6 + 6 + 6 + 6 + 9 + 30	5,800	5,800	5,800	5,800	8,700	28,900	0	0
		66,600	6 + 6 + 6 + 6 + 9 + 30	6,300	6,300	6,300	6,300	9,400	32,100	0	0
6	63	60,600	6 + 6 + 6 + 6 + 15 + 24	5,800	5,800	5,800	5,800	14,400	23,100	0	0
		66,600	6 + 6 + 6 + 6 + 15 + 24	6,300	6,300	6,300	6,300	15,900	25,400	0	0
6	63	60,600	6 + 6 + 6 + 9 + 12 + 24	5,800	5,800	5,800	8,700	11,500	23,100	0	0
		66,600	6 + 6 + 6 + 9 + 12 + 24	6,300	6,300	6,300	9,500	12,700	25,400	0	0
6	63	60,600	6 + 6 + 6 + 9 + 18 + 18	5,800	5,800	5,800	8,700	17,300	17,300	0	0
		66,600	6 + 6 + 6 + 9 + 18 + 18	6,300	6,300	6,300	9,500	19,000	19,000	0	0
6	63	60,600	6 + 6 + 6 + 12 + 15 + 18	5,800	5,800	5,800	11,500	14,400	17,300	0	0
		66,600	6 + 6 + 6 + 12 + 15 + 18	6,300	6,300	6,300	12,700	15,900	19,000	0	0
6	63	60,600	6 + 6 + 6 + 15 + 15 + 15	5,800	5,800	5,800	14,400	14,400	14,400	0	0
		66,600	6 + 6 + 6 + 15 + 15 + 15	6,300	6,300	6,300	15,900	15,900	15,900	0	0
6	63	60,600	6 + 6 + 9 + 9 + 9 + 24	5,800	5,800	8,700	8,700	8,700	23,100	0	0
		66,600	6 + 6 + 9 + 9 + 9 + 24	6,300	6,300	9,500	9,500	9,500	25,400	0	0
6	63	60,600	6 + 6 + 9 + 9 + 15 + 18	5,800	5,800	8,700	8,700	14,400	17,300	0	0
		66,600	6 + 6 + 9 + 9 + 15 + 18	6,300	6,300	9,500	9,500	15,900	19,000	0	0
6	63	60,600	6 + 6 + 9 + 12 + 12 + 18	5,800	5,800	8,700	11,500	11,500	17,300	0	0
		66,600	6 + 6 + 9 + 12 + 12 + 18	6,300	6,300	9,500	12,700	12,700	19,000	0	0
6	63	60,600	6 + 6 + 12 + 12 + 12 + 15	5,800	5,800	11,500	11,500	11,500	14,400	0	0
		66,600	6 + 6 + 12 + 12 + 12 + 15	6,300	6,300	12,700	12,700	12,700	15,900	0	0
6	63	60,600	6 + 9 + 9 + 9 + 12 + 18	5,800	8,700	8,700	8,700	11,500	17,300	0	0
		66,600	6 + 9 + 9 + 9 + 12 + 18	6,300	9,500	9,500	9,500	12,700	19,000	0	0
6	63	60,600	6 + 9 + 9 + 9 + 15 + 15	5,800	8,700	8,700	8,700	14,400	14,400	0	0
		66,600	6 + 9 + 9 + 9 + 15 + 15	6,300	9,500	9,500	9,500	15,900	15,900	0	0
6	63	60,600	6 + 9 + 9 + 12 + 12 + 15	5,800	8,700	8,700	11,500	11,500	14,400	0	0
		66,600	6 + 9 + 9 + 12 + 12 + 15	6,300	9,500	9,500	12,700	12,700	15,900	0	0
6	63	60,600	9 + 9 + 9 + 9 + 9 + 18	8,700	8,700	8,700	8,700	8,700	17,300	0	0
		66,600	9 + 9 + 9 + 9 + 9 + 18	9,500	9,500	9,500	9,500	9,500	19,000	0	0
6	63	60,600	9 + 9 + 9 + 9 + 12 + 15	8,700	8,700	8,700	8,700	11,500	14,400	0	0
		66,600	9 + 9 + 9 + 9 + 12 + 15	9,500	9,500	9,500	9,500	12,700	15,900	0	0
6	63	60,600	9 + 9 + 9 + 12 + 12 + 12	8,700	8,700	8,700	11,500	11,500	11,500	0	0
		66,600	9 + 9 + 9 + 12 + 12 + 12	9,500	9,500	9,500	12,700	12,700	12,700	0	0
6	66	61,200	6 + 6 + 6 + 6 + 6 + 36	5,600	5,600	5,600	5,600	5,600	33,400	0	0
		67,200	6 + 6 + 6 + 6 + 6 + 36	6,000	6,000	6,000	6,000	6,000	37,300	0	0
6	66	61,200	6 + 6 + 6 + 6 + 12 + 30	5,600	5,600	5,600	5,600	11,100	27,800	0	0
		67,200	6 + 6 + 6 + 6 + 12 + 30	6,000	6,000	6,000	6,000	12,100	31,000	0	0
6	66	61,200	6 + 6 + 6 + 6 + 18 + 24	5,600	5,600	5,600	5,600	16,700	22,300	0	0
		67,200	6 + 6 + 6 + 6 + 18 + 24	6,100	6,100	6,100	6,100	18,300	24,400	0	0
6	66	61,200	6 + 6 + 6 + 9 + 9 + 30	5,600	5,600	5,600	8,300	8,300	27,800	0	0
		67,200	6 + 6 + 6 + 9 + 9 + 30	6,000	6,000	6,000	9,100	9,100	31,000	0	0
6	66	61,200	6 + 6 + 6 + 9 + 15 + 24	5,600	5,600	5,600	8,300	13,900	22,300	0	0
		67,200	6 + 6 + 6 + 9 + 15 + 24	6,100	6,100	6,100	9,200	15,300	24,400	0	0
6	66	61,200	6 + 6 + 6 + 12 + 12 + 24	5,600	5,600	5,600	11,100	11,100	22,300	0	0
		67,200	6 + 6 + 6 + 12 + 12 + 24	6,100	6,100	6,100	12,200	12,200	24,400	0	0
6	66	61,200	6 + 6 + 6 + 15 + 15 + 18	5,600	5,600	5,600	13,900	13,900	16,700	0	0
		67,200	6 + 6 + 6 + 15 + 15 + 18	6,100	6,100	6,100	15,300	15,300	18,300	0	0
6	66	61,200	6 + 6 + 9 + 9 + 12 + 24	5,600	5,600	8,300	8,300	11,100	22,300	0	0
		67,200	6 + 6 + 9 + 9 + 12 + 24	6,100	6,100	9,200	9,200	12,200	24,400	0	0
6	66	61,200	6 + 6 + 9 + 15 + 15 + 15	5,600	5,600	8,300	13,900	13,900	13,900	0	0
		67,200	6 + 6 + 9 + 15 + 15 + 15	6,100	6,100	9,200	15,300	15,300	15,300	0	0

MULTI-ZONE MATCHES



# MXZ-8C60NA2 INDOOR UNIT COMBINATIONS, contd.

**NON-DUCTED:**

# of indoor unit	Total Nominal Capacity (x1000 Btu/h)	Total Indoor Unit Capacity	Operational Performance for Indoor Unit Combinations (x1000 Btu/h) [Unit A + Unit B + Unit C + Unit D + Unit E + Unit F + Unit G + Unit H]	Cooling Capacity Range (Btu/h)							
				Heating Capacity Range (Btu/h)							
				Unit A	Unit B	Unit C	Unit D	Unit E	Unit F	Unit G	Unit H
6	66	61,200	6 + 6 + 12 + 12 + 12 + 18	5,600	5,600	11,100	11,100	11,100	16,700	0	0
		67,200	6 + 6 + 12 + 12 + 12 + 18	6,100	6,100	12,200	12,200	12,200	18,300	0	0
6	66	61,200	6 + 6 + 12 + 12 + 15 + 15	5,600	5,600	11,100	11,100	13,900	13,900	0	0
		67,200	6 + 6 + 12 + 12 + 15 + 15	6,100	6,100	12,200	12,200	15,300	15,300	0	0
6	66	61,200	6 + 9 + 9 + 9 + 9 + 24	5,600	8,300	8,300	8,300	8,300	22,300	0	0
		67,200	6 + 9 + 9 + 9 + 9 + 24	6,100	9,200	9,200	9,200	9,200	24,400	0	0
6	66	61,200	6 + 9 + 9 + 9 + 15 + 18	5,600	8,300	8,300	8,300	13,900	16,700	0	0
		67,200	6 + 9 + 9 + 9 + 15 + 18	6,100	9,200	9,200	9,200	15,300	18,300	0	0
6	66	61,200	6 + 9 + 9 + 12 + 12 + 18	5,600	8,300	8,300	11,100	11,100	16,700	0	0
		67,200	6 + 9 + 9 + 12 + 12 + 18	6,100	9,200	9,200	12,200	12,200	18,300	0	0
6	66	61,200	6 + 9 + 9 + 12 + 15 + 15	5,600	8,300	8,300	11,100	13,900	13,900	0	0
		67,200	6 + 9 + 9 + 12 + 15 + 15	6,100	9,200	9,200	12,200	15,300	15,300	0	0
6	66	61,200	9 + 9 + 9 + 9 + 12 + 18	8,300	8,300	8,300	8,300	11,100	16,700	0	0
		67,200	9 + 9 + 9 + 9 + 12 + 18	9,200	9,200	9,200	9,200	12,200	18,300	0	0
6	66	61,200	9 + 9 + 9 + 9 + 15 + 15	8,300	8,300	8,300	8,300	13,900	13,900	0	0
		67,200	9 + 9 + 9 + 9 + 15 + 15	9,200	9,200	9,200	9,200	15,300	15,300	0	0
6	66	61,200	9 + 9 + 9 + 12 + 12 + 15	8,300	8,300	8,300	11,100	11,100	13,900	0	0
		67,200	9 + 9 + 9 + 12 + 12 + 15	9,200	9,200	9,200	12,200	12,200	15,300	0	0
6	66	61,200	9 + 9 + 12 + 12 + 12 + 12	8,300	8,300	11,100	11,100	11,100	11,100	0	0
		67,200	9 + 9 + 12 + 12 + 12 + 12	9,200	9,200	12,200	12,200	12,200	12,200	0	0
6	69	61,800	6 + 6 + 6 + 6 + 9 + 36	5,400	5,400	5,400	5,400	8,100	32,200	0	0
		67,800	6 + 6 + 6 + 6 + 9 + 36	5,800	5,800	5,800	5,800	8,700	36,100	0	0
6	69	61,800	6 + 6 + 6 + 6 + 15 + 30	5,400	5,400	5,400	5,400	13,400	26,900	0	0
		67,800	6 + 6 + 6 + 6 + 15 + 30	5,800	5,800	5,800	5,800	14,600	29,900	0	0
6	69	61,800	6 + 6 + 6 + 9 + 12 + 30	5,400	5,400	5,400	8,100	10,700	26,900	0	0
		67,800	6 + 6 + 6 + 9 + 12 + 30	5,800	5,800	5,800	8,700	11,700	29,900	0	0
6	69	61,800	6 + 6 + 6 + 9 + 18 + 24	5,400	5,400	5,400	8,100	16,100	21,500	0	0
		67,800	6 + 6 + 6 + 9 + 18 + 24	5,900	5,900	5,900	8,800	17,700	23,600	0	0
6	69	61,800	6 + 6 + 6 + 12 + 15 + 24	5,400	5,400	5,400	10,700	13,400	21,500	0	0
		67,800	6 + 6 + 6 + 12 + 15 + 24	5,900	5,900	5,900	11,800	14,700	23,600	0	0
6	69	61,800	6 + 6 + 9 + 9 + 9 + 30	5,400	5,400	8,100	8,100	8,100	26,900	0	0
		67,800	6 + 6 + 9 + 9 + 9 + 30	5,800	5,800	8,700	8,700	8,700	29,900	0	0
6	69	61,800	6 + 6 + 9 + 9 + 15 + 24	5,400	5,400	8,100	8,100	13,400	21,500	0	0
		67,800	6 + 6 + 9 + 9 + 15 + 24	5,900	5,900	8,800	8,800	14,700	23,600	0	0
6	69	61,800	6 + 6 + 9 + 12 + 12 + 24	5,400	5,400	8,100	10,700	10,700	21,500	0	0
		67,800	6 + 6 + 9 + 12 + 12 + 24	5,900	5,900	8,800	11,800	11,800	23,600	0	0
6	69	61,800	6 + 6 + 9 + 15 + 15 + 18	5,400	5,400	8,100	13,400	13,400	16,100	0	0
		67,800	6 + 6 + 9 + 15 + 15 + 18	5,900	5,900	8,800	14,700	14,700	17,700	0	0
6	69	61,800	6 + 6 + 12 + 12 + 15 + 18	5,400	5,400	10,700	10,700	13,400	16,100	0	0
		67,800	6 + 6 + 12 + 12 + 15 + 18	5,900	5,900	11,800	11,800	14,700	17,700	0	0
6	69	61,800	6 + 6 + 12 + 15 + 15 + 15	5,400	5,400	10,700	13,400	13,400	13,400	0	0
		67,800	6 + 6 + 12 + 15 + 15 + 15	5,900	5,900	11,800	14,700	14,700	14,700	0	0
6	69	61,800	6 + 9 + 9 + 9 + 12 + 24	5,400	8,100	8,100	8,100	10,700	21,500	0	0
		67,800	6 + 9 + 9 + 9 + 12 + 24	5,900	8,800	8,800	8,800	11,800	23,600	0	0
6	69	61,800	6 + 9 + 9 + 9 + 18 + 18	5,400	8,100	8,100	8,100	16,100	16,100	0	0
		67,800	6 + 9 + 9 + 9 + 18 + 18	5,900	8,800	8,800	8,800	17,700	17,700	0	0
6	69	61,800	6 + 9 + 9 + 12 + 15 + 18	5,400	8,100	8,100	10,700	13,400	16,100	0	0
		67,800	6 + 9 + 9 + 12 + 15 + 18	5,900	8,800	8,800	11,800	14,700	17,700	0	0
6	69	61,800	6 + 9 + 9 + 15 + 15 + 15	5,400	8,100	8,100	13,400	13,400	13,400	0	0
		67,800	6 + 9 + 9 + 15 + 15 + 15	5,900	8,800	8,800	14,700	14,700	14,700	0	0
6	69	61,800	9 + 9 + 9 + 9 + 9 + 24	8,100	8,100	8,100	8,100	8,100	21,500	0	0
		67,800	9 + 9 + 9 + 9 + 9 + 24	8,800	8,800	8,800	8,800	8,800	23,600	0	0
6	69	61,800	9 + 9 + 9 + 9 + 15 + 18	8,100	8,100	8,100	8,100	13,400	16,100	0	0
		67,800	9 + 9 + 9 + 9 + 15 + 18	8,800	8,800	8,800	8,800	14,700	17,700	0	0
6	69	61,800	9 + 9 + 9 + 12 + 12 + 18	8,100	8,100	8,100	10,700	10,700	16,100	0	0
		67,800	9 + 9 + 9 + 12 + 12 + 18	8,800	8,800	8,800	11,800	11,800	17,700	0	0
6	69	61,800	9 + 9 + 12 + 12 + 12 + 15	8,100	8,100	10,700	10,700	10,700	13,400	0	0
		67,800	9 + 9 + 12 + 12 + 12 + 15	8,800	8,800	11,800	11,800	11,800	14,700	0	0
6	69	61,800	9 + 12 + 12 + 12 + 12 + 12	8,100	10,700	10,700	10,700	10,700	10,700	0	0
		67,800	9 + 12 + 12 + 12 + 12 + 12	8,800	11,800	11,800	11,800	11,800	11,800	0	0

MULTI-ZONE MATCHES

# MXZ-8C60NA2 INDOOR UNIT COMBINATIONS, contd.

**NON-DUCTED:**

# of indoor unit	Total Nominal Capacity (x1000 Btu/h)	Total Indoor Unit Capacity	Operational Performance for Indoor Unit Combinations (x1000 Btu/h) [Unit A + Unit B + Unit C + Unit D + Unit E + Unit F + Unit G + Unit H]	Cooling Capacity Range (Btu/h)							
				Heating Capacity Range (Btu/h)							
				Unit A	Unit B	Unit C	Unit D	Unit E	Unit F	Unit G	Unit H
6	72	62,400	6 + 6 + 6 + 6 + 12 + 36	5,200	5,200	5,200	5,200	10,400	31,200	0	0
		68,400	6 + 6 + 6 + 6 + 12 + 36	5,600	5,600	5,600	5,600	11,200	34,900	0	0
6	72	62,400	6 + 6 + 6 + 6 + 18 + 30	5,200	5,200	5,200	5,200	15,600	26,000	0	0
		68,400	6 + 6 + 6 + 6 + 18 + 30	5,600	5,600	5,600	5,600	16,900	28,900	0	0
6	72	62,400	6 + 6 + 6 + 6 + 24 + 24	5,200	5,200	5,200	5,200	20,800	20,800	0	0
		68,400	6 + 6 + 6 + 6 + 24 + 24	5,700	5,700	5,700	5,700	22,800	22,800	0	0
6	72	62,400	6 + 6 + 6 + 9 + 9 + 36	5,200	5,200	5,200	7,800	7,800	31,200	0	0
		68,400	6 + 6 + 6 + 9 + 9 + 36	5,600	5,600	5,600	8,400	8,400	34,900	0	0
6	72	62,400	6 + 6 + 6 + 9 + 15 + 30	5,200	5,200	5,200	7,800	13,000	26,000	0	0
		68,400	6 + 6 + 6 + 9 + 15 + 30	5,600	5,600	5,600	8,500	14,100	28,900	0	0
6	72	62,400	6 + 6 + 6 + 12 + 12 + 30	5,200	5,200	5,200	10,400	10,400	26,000	0	0
		68,400	6 + 6 + 6 + 12 + 12 + 30	5,600	5,600	5,600	11,300	11,300	28,900	0	0
6	72	62,400	6 + 6 + 6 + 15 + 15 + 24	5,200	5,200	5,200	13,000	13,000	20,800	0	0
		68,400	6 + 6 + 6 + 15 + 15 + 24	5,700	5,700	5,700	14,300	14,300	22,800	0	0
6	72	62,400	6 + 6 + 6 + 18 + 18 + 18	5,200	5,200	5,200	15,600	15,600	15,600	0	0
		68,400	6 + 6 + 6 + 18 + 18 + 18	5,700	5,700	5,700	17,100	17,100	17,100	0	0
6	72	62,400	6 + 6 + 9 + 9 + 12 + 30	5,200	5,200	7,800	7,800	10,400	26,000	0	0
		68,400	6 + 6 + 9 + 9 + 12 + 30	5,600	5,600	8,500	8,500	11,300	28,900	0	0
6	72	62,400	6 + 6 + 12 + 12 + 12 + 24	5,200	5,200	10,400	10,400	10,400	20,800	0	0
		68,400	6 + 6 + 12 + 12 + 12 + 24	5,700	5,700	11,400	11,400	11,400	22,800	0	0
6	72	62,400	6 + 6 + 12 + 15 + 15 + 18	5,200	5,200	10,400	13,000	13,000	15,600	0	0
		68,400	6 + 6 + 12 + 15 + 15 + 18	5,700	5,700	11,400	14,300	14,300	17,100	0	0
6	72	62,400	6 + 6 + 15 + 15 + 15 + 15	5,200	5,200	13,000	13,000	13,000	13,000	0	0
		68,400	6 + 6 + 15 + 15 + 15 + 15	5,700	5,700	14,300	14,300	14,300	14,300	0	0
6	72	62,400	6 + 9 + 9 + 9 + 9 + 30	5,200	7,800	7,800	7,800	7,800	26,000	0	0
		68,400	6 + 9 + 9 + 9 + 9 + 30	5,600	8,500	8,500	8,500	8,500	28,900	0	0
6	72	62,400	6 + 9 + 9 + 9 + 15 + 24	5,200	7,800	7,800	7,800	13,000	20,800	0	0
		68,400	6 + 9 + 9 + 9 + 15 + 24	5,700	8,600	8,600	8,600	14,300	22,800	0	0
6	72	62,400	6 + 9 + 9 + 12 + 12 + 24	5,200	7,800	7,800	10,400	10,400	20,800	0	0
		68,400	6 + 9 + 9 + 12 + 12 + 24	5,700	8,600	8,600	11,400	11,400	22,800	0	0
6	72	62,400	6 + 9 + 9 + 12 + 18 + 18	5,200	7,800	7,800	10,400	15,600	15,600	0	0
		68,400	6 + 9 + 9 + 12 + 18 + 18	5,700	8,600	8,600	11,400	17,100	17,100	0	0
6	72	62,400	6 + 9 + 9 + 15 + 15 + 18	5,200	7,800	7,800	13,000	13,000	15,600	0	0
		68,400	6 + 9 + 9 + 15 + 15 + 18	5,700	8,600	8,600	14,300	14,300	17,100	0	0
6	72	62,400	9 + 9 + 9 + 9 + 12 + 24	7,800	7,800	7,800	7,800	10,400	20,800	0	0
		68,400	9 + 9 + 9 + 9 + 12 + 24	8,600	8,600	8,600	8,600	11,400	22,800	0	0
6	72	62,400	9 + 9 + 9 + 9 + 18 + 18	7,800	7,800	7,800	7,800	15,600	15,600	0	0
		68,400	9 + 9 + 9 + 9 + 18 + 18	8,600	8,600	8,600	8,600	17,100	17,100	0	0
6	72	62,400	9 + 9 + 9 + 15 + 15 + 15	7,800	7,800	7,800	13,000	13,000	13,000	0	0
		68,400	9 + 9 + 9 + 15 + 15 + 15	8,600	8,600	8,600	14,300	14,300	14,300	0	0
6	72	62,400	9 + 9 + 12 + 12 + 12 + 18	7,800	7,800	10,400	10,400	10,400	15,600	0	0
		68,400	9 + 9 + 12 + 12 + 12 + 18	8,600	8,600	11,400	11,400	11,400	17,100	0	0
6	72	62,400	9 + 9 + 12 + 12 + 15 + 15	7,800	7,800	10,400	10,400	13,000	13,000	0	0
		68,400	9 + 9 + 12 + 12 + 15 + 15	8,600	8,600	11,400	11,400	14,300	14,300	0	0
6	72	62,400	9 + 12 + 12 + 12 + 12 + 15	7,800	10,400	10,400	10,400	10,400	13,000	0	0
		68,400	9 + 12 + 12 + 12 + 12 + 15	8,600	11,400	11,400	11,400	11,400	14,300	0	0
6	75	63,000	6 + 6 + 6 + 6 + 15 + 36	5,000	5,000	5,000	5,000	12,600	30,200	0	0
		69,000	6 + 6 + 6 + 6 + 15 + 36	5,400	5,400	5,400	5,400	13,500	33,800	0	0
6	75	63,000	6 + 6 + 6 + 9 + 12 + 36	5,000	5,000	5,000	7,600	10,100	30,200	0	0
		69,000	6 + 6 + 6 + 9 + 12 + 36	5,400	5,400	5,400	8,100	10,800	33,800	0	0
6	75	63,000	6 + 6 + 6 + 9 + 18 + 30	5,000	5,000	5,000	7,600	15,100	25,200	0	0
		69,000	6 + 6 + 6 + 9 + 18 + 30	5,500	5,500	5,500	8,200	16,400	28,000	0	0
6	75	63,000	6 + 6 + 6 + 9 + 24 + 24	5,000	5,000	5,000	7,600	20,200	20,200	0	0
		69,000	6 + 6 + 6 + 9 + 24 + 24	5,500	5,500	5,500	8,300	22,100	22,100	0	0
6	75	63,000	6 + 6 + 6 + 12 + 15 + 30	5,000	5,000	5,000	10,100	12,600	25,200	0	0
		69,000	6 + 6 + 6 + 12 + 15 + 30	5,500	5,500	5,500	10,900	13,700	28,000	0	0
6	75	63,000	6 + 6 + 9 + 9 + 9 + 36	5,000	5,000	7,600	7,600	7,600	30,200	0	0
		69,000	6 + 6 + 9 + 9 + 9 + 36	5,400	5,400	8,100	8,100	8,100	33,800	0	0
6	75	63,000	6 + 6 + 9 + 9 + 15 + 30	5,000	5,000	7,600	7,600	12,600	25,200	0	0
		69,000	6 + 6 + 9 + 9 + 15 + 30	5,500	5,500	8,200	8,200	13,700	28,000	0	0

MULTI-ZONE MATCHES



# MXZ-8C60NA2 INDOOR UNIT COMBINATIONS, contd.

**NON-DUCTED:**

# of indoor unit	Total Nominal Capacity (x1000 Btu/h)	Total Indoor Unit Capacity	Operational Performance for Indoor Unit Combinations (x1000 Btu/h) [Unit A + Unit B + Unit C + Unit D + Unit E + Unit F + Unit G + Unit H]	Cooling Capacity Range (Btu/h)							
				Heating Capacity Range (Btu/h)							
				Unit A	Unit B	Unit C	Unit D	Unit E	Unit F	Unit G	Unit H
6	75	63,000	6 + 6 + 9 + 12 + 12 + 30	5,000	5,000	7,600	10,100	10,100	25,200	0	0
		69,000	6 + 6 + 9 + 12 + 12 + 30	5,500	5,500	8,200	10,900	10,900	28,000	0	0
6	75	63,000	6 + 6 + 9 + 15 + 15 + 24	5,000	5,000	7,600	12,600	12,600	20,200	0	0
		69,000	6 + 6 + 9 + 15 + 15 + 24	5,500	5,500	8,300	13,800	13,800	22,100	0	0
6	75	63,000	6 + 6 + 9 + 18 + 18 + 18	5,000	5,000	7,600	15,100	15,100	15,100	0	0
		69,000	6 + 6 + 9 + 18 + 18 + 18	5,500	5,500	8,300	16,600	16,600	16,600	0	0
6	75	63,000	6 + 6 + 12 + 12 + 15 + 24	5,000	5,000	10,100	10,100	12,600	20,200	0	0
		69,000	6 + 6 + 12 + 12 + 15 + 24	5,500	5,500	11,000	11,000	13,800	22,100	0	0
6	75	63,000	6 + 6 + 15 + 15 + 15 + 18	5,000	5,000	12,600	12,600	12,600	15,100	0	0
		69,000	6 + 6 + 15 + 15 + 15 + 18	5,500	5,500	13,800	13,800	13,800	16,600	0	0
6	75	63,000	6 + 9 + 9 + 9 + 12 + 30	5,000	7,600	7,600	7,600	10,100	25,200	0	0
		69,000	6 + 9 + 9 + 9 + 12 + 30	5,500	8,200	8,200	8,200	10,900	28,000	0	0
6	75	63,000	6 + 9 + 9 + 9 + 18 + 24	5,000	7,600	7,600	7,600	15,100	20,200	0	0
		69,000	6 + 9 + 9 + 9 + 18 + 24	5,500	8,300	8,300	8,300	16,600	22,100	0	0
6	75	63,000	6 + 9 + 9 + 12 + 15 + 24	5,000	7,600	7,600	10,100	12,600	20,200	0	0
		69,000	6 + 9 + 9 + 12 + 15 + 24	5,500	8,300	8,300	11,000	13,800	22,100	0	0
6	75	63,000	6 + 9 + 9 + 15 + 18 + 18	5,000	7,600	7,600	12,600	15,100	15,100	0	0
		69,000	6 + 9 + 9 + 15 + 18 + 18	5,500	8,300	8,300	13,800	16,600	16,600	0	0
6	75	63,000	9 + 9 + 9 + 9 + 9 + 30	7,600	7,600	7,600	7,600	7,600	25,200	0	0
		69,000	9 + 9 + 9 + 9 + 9 + 30	8,200	8,200	8,200	8,200	8,200	28,000	0	0
6	75	63,000	9 + 9 + 9 + 9 + 15 + 24	7,600	7,600	7,600	7,600	12,600	20,200	0	0
		69,000	9 + 9 + 9 + 9 + 15 + 24	8,300	8,300	8,300	8,300	13,800	22,100	0	0
6	75	63,000	9 + 9 + 9 + 12 + 12 + 24	7,600	7,600	7,600	10,100	10,100	20,200	0	0
		69,000	9 + 9 + 9 + 12 + 12 + 24	8,300	8,300	8,300	11,000	11,000	22,100	0	0
6	75	63,000	9 + 9 + 9 + 15 + 15 + 18	7,600	7,600	7,600	12,600	12,600	15,100	0	0
		69,000	9 + 9 + 9 + 15 + 15 + 18	8,300	8,300	8,300	13,800	13,800	16,600	0	0
6	75	63,000	9 + 9 + 12 + 12 + 15 + 18	7,600	7,600	10,100	10,100	12,600	15,100	0	0
		69,000	9 + 9 + 12 + 12 + 15 + 18	8,300	8,300	11,000	11,000	13,800	16,600	0	0
6	75	63,000	9 + 9 + 12 + 15 + 15 + 15	7,600	7,600	10,100	12,600	12,600	12,600	0	0
		69,000	9 + 9 + 12 + 15 + 15 + 15	8,300	8,300	11,000	13,800	13,800	13,800	0	0
6	75	63,000	9 + 12 + 12 + 12 + 12 + 18	7,600	10,100	10,100	10,100	10,100	15,100	0	0
		69,000	9 + 12 + 12 + 12 + 12 + 18	8,300	11,000	11,000	11,000	11,000	16,600	0	0
6	78	63,600	6 + 6 + 6 + 6 + 18 + 36	4,900	4,900	4,900	4,900	14,700	29,400	0	0
		69,600	6 + 6 + 6 + 6 + 18 + 36	5,300	5,300	5,300	5,300	15,800	32,800	0	0
6	78	63,600	6 + 6 + 6 + 6 + 24 + 30	4,900	4,900	4,900	4,900	19,600	24,500	0	0
		69,600	6 + 6 + 6 + 6 + 24 + 30	5,300	5,300	5,300	5,300	21,200	27,200	0	0
6	78	63,600	6 + 6 + 6 + 9 + 15 + 36	4,900	4,900	4,900	7,300	12,200	29,400	0	0
		69,600	6 + 6 + 6 + 9 + 15 + 36	5,300	5,300	5,300	7,900	13,100	32,800	0	0
6	78	63,600	6 + 6 + 6 + 12 + 12 + 36	4,900	4,900	4,900	9,800	9,800	29,400	0	0
		69,600	6 + 6 + 6 + 12 + 12 + 36	5,300	5,300	5,300	10,500	10,500	32,800	0	0
6	78	63,600	6 + 6 + 6 + 15 + 15 + 30	4,900	4,900	4,900	12,200	12,200	24,500	0	0
		69,600	6 + 6 + 6 + 15 + 15 + 30	5,300	5,300	5,300	13,300	13,300	27,200	0	0
6	78	63,600	6 + 6 + 6 + 18 + 18 + 24	4,900	4,900	4,900	14,700	14,700	19,600	0	0
		69,600	6 + 6 + 6 + 18 + 18 + 24	5,400	5,400	5,400	16,100	16,100	21,400	0	0
6	78	63,600	6 + 6 + 9 + 9 + 12 + 36	4,900	4,900	7,300	7,300	9,800	29,400	0	0
		69,600	6 + 6 + 9 + 9 + 12 + 36	5,300	5,300	7,900	7,900	10,500	32,800	0	0
6	78	63,600	6 + 6 + 12 + 12 + 12 + 30	4,900	4,900	9,800	9,800	9,800	24,500	0	0
		69,600	6 + 6 + 12 + 12 + 12 + 30	5,300	5,300	10,600	10,600	10,600	27,200	0	0
6	78	63,600	6 + 6 + 12 + 15 + 15 + 24	4,900	4,900	9,800	12,200	12,200	19,600	0	0
		69,600	6 + 6 + 12 + 15 + 15 + 24	5,400	5,400	10,700	13,400	13,400	21,400	0	0
6	78	63,600	6 + 6 + 12 + 18 + 18 + 18	4,900	4,900	9,800	14,700	14,700	14,700	0	0
		69,600	6 + 6 + 12 + 18 + 18 + 18	5,400	5,400	10,700	16,100	16,100	16,100	0	0
6	78	63,600	6 + 9 + 9 + 9 + 9 + 36	4,900	7,300	7,300	7,300	7,300	29,400	0	0
		69,600	6 + 9 + 9 + 9 + 9 + 36	5,300	7,900	7,900	7,900	7,900	32,800	0	0
6	78	63,600	6 + 9 + 9 + 9 + 15 + 30	4,900	7,300	7,300	7,300	12,200	24,500	0	0
		69,600	6 + 9 + 9 + 9 + 15 + 30	5,300	8,000	8,000	8,000	13,300	27,200	0	0
6	78	63,600	6 + 9 + 9 + 12 + 12 + 30	4,900	7,300	7,300	9,800	9,800	24,500	0	0
		69,600	6 + 9 + 9 + 12 + 12 + 30	5,300	8,000	8,000	10,600	10,600	27,200	0	0
6	78	63,600	6 + 9 + 9 + 12 + 18 + 24	4,900	7,300	7,300	9,800	14,700	19,600	0	0
		69,600	6 + 9 + 9 + 12 + 18 + 24	5,400	8,000	8,000	10,700	16,100	21,400	0	0

MULTI-ZONE MATCHES

# MXZ-8C60NA2 INDOOR UNIT COMBINATIONS, contd.

**NON-DUCTED:**

# of indoor unit	Total Nominal Capacity (x1000 Btu/h)	Total Indoor Unit Capacity	Operational Performance for Indoor Unit Combinations (x1000 Btu/h) [Unit A + Unit B + Unit C + Unit D + Unit E + Unit F + Unit G + Unit H]	Cooling Capacity Range (Btu/h)							
				Heating Capacity Range (Btu/h)							
				Unit A	Unit B	Unit C	Unit D	Unit E	Unit F	Unit G	Unit H
6	78	63,600	6 + 9 + 9 + 15 + 15 + 24	4,900	7,300	7,300	12,200	12,200	19,600	0	0
		69,600	6 + 9 + 9 + 15 + 15 + 24	5,400	8,000	8,000	13,400	13,400	21,400	0	0
6	78	63,600	6 + 9 + 9 + 18 + 18 + 18	4,900	7,300	7,300	14,700	14,700	14,700	0	0
		69,600	6 + 9 + 9 + 18 + 18 + 18	5,400	8,000	8,000	16,100	16,100	16,100	0	0
6	78	63,600	9 + 9 + 9 + 9 + 12 + 30	7,300	7,300	7,300	7,300	9,800	24,500	0	0
		69,600	9 + 9 + 9 + 9 + 12 + 30	8,000	8,000	8,000	8,000	10,600	27,200	0	0
6	78	63,600	9 + 9 + 9 + 9 + 18 + 24	7,300	7,300	7,300	7,300	14,700	19,600	0	0
		69,600	9 + 9 + 9 + 9 + 18 + 24	8,000	8,000	8,000	8,000	16,100	21,400	0	0
6	78	63,600	9 + 9 + 12 + 12 + 12 + 24	7,300	7,300	9,800	9,800	9,800	19,600	0	0
		69,600	9 + 9 + 12 + 12 + 12 + 24	8,000	8,000	10,700	10,700	10,700	21,400	0	0
6	78	63,600	9 + 9 + 12 + 15 + 15 + 18	7,300	7,300	9,800	12,200	12,200	14,700	0	0
		69,600	9 + 9 + 12 + 15 + 15 + 18	8,000	8,000	10,700	13,400	13,400	16,100	0	0
6	78	63,600	9 + 9 + 15 + 15 + 15 + 15	7,300	7,300	12,200	12,200	12,200	12,200	0	0
		69,600	9 + 9 + 15 + 15 + 15 + 15	8,000	8,000	13,400	13,400	13,400	13,400	0	0
7	42	48,000	6 + 6 + 6 + 6 + 6 + 6	6,900	6,900	6,900	6,900	6,900	6,900	6,900	0
		46,500	6 + 6 + 6 + 6 + 6 + 6	6,600	6,600	6,600	6,600	6,600	6,600	6,600	0
7	45	48,000	6 + 6 + 6 + 6 + 6 + 9	6,400	6,400	6,400	6,400	6,400	6,400	9,600	0
		49,800	6 + 6 + 6 + 6 + 6 + 9	6,600	6,600	6,600	6,600	6,600	6,600	10,000	0
7	48	48,000	6 + 6 + 6 + 6 + 6 + 12	6,000	6,000	6,000	6,000	6,000	6,000	12,000	0
		53,100	6 + 6 + 6 + 6 + 6 + 12	6,600	6,600	6,600	6,600	6,600	6,600	13,300	0
7	48	48,000	6 + 6 + 6 + 6 + 6 + 9 + 9	6,000	6,000	6,000	6,000	6,000	9,000	9,000	0
		53,100	6 + 6 + 6 + 6 + 6 + 9 + 9	6,600	6,600	6,600	6,600	6,600	10,000	10,000	0
7	51	51,000	6 + 6 + 6 + 6 + 6 + 15	6,000	6,000	6,000	6,000	6,000	6,000	15,000	0
		56,400	6 + 6 + 6 + 6 + 6 + 15	6,600	6,600	6,600	6,600	6,600	6,600	16,600	0
7	51	51,000	6 + 6 + 6 + 6 + 6 + 9 + 12	6,000	6,000	6,000	6,000	6,000	9,000	12,000	0
		56,400	6 + 6 + 6 + 6 + 6 + 9 + 12	6,600	6,600	6,600	6,600	6,600	10,000	13,300	0
7	51	51,000	6 + 6 + 6 + 6 + 9 + 9 + 9	6,000	6,000	6,000	6,000	9,000	9,000	9,000	0
		56,400	6 + 6 + 6 + 6 + 9 + 9 + 9	6,600	6,600	6,600	6,600	10,000	10,000	10,000	0
7	54	54,000	6 + 6 + 6 + 6 + 6 + 18	6,000	6,000	6,000	6,000	6,000	6,000	18,000	0
		59,700	6 + 6 + 6 + 6 + 6 + 18	6,600	6,600	6,600	6,600	6,600	6,600	19,900	0
7	54	54,000	6 + 6 + 6 + 6 + 6 + 9 + 15	6,000	6,000	6,000	6,000	6,000	9,000	15,000	0
		59,700	6 + 6 + 6 + 6 + 6 + 9 + 15	6,600	6,600	6,600	6,600	6,600	10,000	16,600	0
7	54	54,000	6 + 6 + 6 + 6 + 6 + 12 + 12	6,000	6,000	6,000	6,000	6,000	12,000	12,000	0
		59,700	6 + 6 + 6 + 6 + 6 + 12 + 12	6,600	6,600	6,600	6,600	6,600	13,300	13,300	0
7	54	54,000	6 + 6 + 6 + 6 + 9 + 9 + 12	6,000	6,000	6,000	6,000	9,000	9,000	12,000	0
		59,700	6 + 6 + 6 + 6 + 9 + 9 + 12	6,600	6,600	6,600	6,600	10,000	10,000	13,300	0
7	54	54,000	6 + 6 + 6 + 9 + 9 + 9 + 9	6,000	6,000	6,000	9,000	9,000	9,000	9,000	0
		59,700	6 + 6 + 6 + 9 + 9 + 9 + 9	6,600	6,600	6,600	10,000	10,000	10,000	10,000	0
7	57	57,000	6 + 6 + 6 + 6 + 6 + 9 + 18	6,000	6,000	6,000	6,000	6,000	9,000	18,000	0
		63,000	6 + 6 + 6 + 6 + 6 + 9 + 18	6,600	6,600	6,600	6,600	6,600	9,900	19,900	0
7	57	57,000	6 + 6 + 6 + 6 + 6 + 12 + 15	6,000	6,000	6,000	6,000	6,000	12,000	15,000	0
		63,000	6 + 6 + 6 + 6 + 6 + 12 + 15	6,600	6,600	6,600	6,600	6,600	13,300	16,600	0
7	57	57,000	6 + 6 + 6 + 6 + 9 + 9 + 15	6,000	6,000	6,000	6,000	9,000	9,000	15,000	0
		63,000	6 + 6 + 6 + 6 + 9 + 9 + 15	6,600	6,600	6,600	6,600	9,900	9,900	16,600	0
7	57	57,000	6 + 6 + 6 + 6 + 9 + 12 + 12	6,000	6,000	6,000	6,000	9,000	12,000	12,000	0
		63,000	6 + 6 + 6 + 6 + 9 + 12 + 12	6,600	6,600	6,600	6,600	9,900	13,300	13,300	0
7	57	57,000	6 + 6 + 6 + 9 + 9 + 9 + 12	6,000	6,000	6,000	9,000	9,000	9,000	12,000	0
		63,000	6 + 6 + 6 + 9 + 9 + 9 + 12	6,600	6,600	6,600	9,900	9,900	9,900	13,300	0
7	57	57,000	6 + 6 + 9 + 9 + 9 + 9 + 9	6,000	6,000	9,000	9,000	9,000	9,000	9,000	0
		63,000	6 + 6 + 9 + 9 + 9 + 9 + 9	6,600	6,600	9,900	9,900	9,900	9,900	9,900	0
7	60	60,000	6 + 6 + 6 + 6 + 6 + 6 + 24	6,000	6,000	6,000	6,000	6,000	6,000	24,000	0
		66,000	6 + 6 + 6 + 6 + 6 + 6 + 24	6,600	6,600	6,600	6,600	6,600	6,600	26,400	0
7	60	60,000	6 + 6 + 6 + 6 + 6 + 12 + 18	6,000	6,000	6,000	6,000	6,000	12,000	18,000	0
		66,000	6 + 6 + 6 + 6 + 6 + 12 + 18	6,600	6,600	6,600	6,600	6,600	13,200	19,800	0
7	60	60,000	6 + 6 + 6 + 6 + 6 + 15 + 15	6,000	6,000	6,000	6,000	6,000	15,000	15,000	0
		66,000	6 + 6 + 6 + 6 + 6 + 15 + 15	6,600	6,600	6,600	6,600	6,600	16,500	16,500	0
7	60	60,000	6 + 6 + 6 + 6 + 9 + 9 + 18	6,000	6,000	6,000	6,000	9,000	9,000	18,000	0
		66,000	6 + 6 + 6 + 6 + 9 + 9 + 18	6,600	6,600	6,600	6,600	9,900	9,900	19,800	0
7	60	60,000	6 + 6 + 6 + 6 + 9 + 12 + 15	6,000	6,000	6,000	6,000	9,000	12,000	15,000	0
		66,000	6 + 6 + 6 + 6 + 9 + 12 + 15	6,600	6,600	6,600	6,600	9,900	13,200	16,500	0

MULTI-ZONE MATCHES



# MXZ-8C60NA2 INDOOR UNIT COMBINATIONS, contd.

**NON-DUCTED:**

# of indoor unit	Total Nominal Capacity (x1000 Btu/h)	Total Indoor Unit Capacity	Operational Performance for Indoor Unit Combinations (x1000 Btu/h) [Unit A + Unit B + Unit C + Unit D + Unit E + Unit F + Unit G + Unit H]	Cooling Capacity Range (Btu/h)							
				Heating Capacity Range (Btu/h)							
				Unit A	Unit B	Unit C	Unit D	Unit E	Unit F	Unit G	Unit H
7	60	60,000	6 + 6 + 6 + 6 + 12 + 12 + 12	6,000	6,000	6,000	6,000	12,000	12,000	12,000	0
		66,000	6 + 6 + 6 + 6 + 12 + 12 + 12	6,600	6,600	6,600	6,600	13,200	13,200	13,200	0
7	60	60,000	6 + 6 + 6 + 9 + 9 + 9 + 15	6,000	6,000	6,000	9,000	9,000	9,000	15,000	0
		66,000	6 + 6 + 6 + 9 + 9 + 9 + 15	6,600	6,600	6,600	9,900	9,900	9,900	16,500	0
7	60	60,000	6 + 6 + 6 + 9 + 9 + 12 + 12	6,000	6,000	6,000	9,000	9,000	12,000	12,000	0
		66,000	6 + 6 + 6 + 9 + 9 + 12 + 12	6,600	6,600	6,600	9,900	9,900	13,200	13,200	0
7	60	60,000	6 + 6 + 9 + 9 + 9 + 12	6,000	6,000	9,000	9,000	9,000	9,000	12,000	0
		66,000	6 + 6 + 9 + 9 + 9 + 12	6,600	6,600	9,900	9,900	9,900	9,900	13,200	0
7	60	60,000	6 + 9 + 9 + 9 + 9 + 9 + 9	6,000	9,000	9,000	9,000	9,000	9,000	9,000	0
		66,000	6 + 9 + 9 + 9 + 9 + 9 + 9	6,600	9,900	9,900	9,900	9,900	9,900	9,900	0
7	63	60,600	6 + 6 + 6 + 6 + 6 + 9 + 24	5,800	5,800	5,800	5,800	5,800	8,700	23,100	0
		66,600	6 + 6 + 6 + 6 + 6 + 9 + 24	6,300	6,300	6,300	6,300	6,300	9,500	25,400	0
7	63	60,600	6 + 6 + 6 + 6 + 6 + 15 + 18	5,800	5,800	5,800	5,800	5,800	14,400	17,300	0
		66,600	6 + 6 + 6 + 6 + 6 + 15 + 18	6,300	6,300	6,300	6,300	6,300	15,900	19,000	0
7	63	60,600	6 + 6 + 6 + 6 + 9 + 12 + 18	5,800	5,800	5,800	5,800	8,700	11,500	17,300	0
		66,600	6 + 6 + 6 + 6 + 9 + 12 + 18	6,300	6,300	6,300	6,300	9,500	12,700	19,000	0
7	63	60,600	6 + 6 + 6 + 6 + 9 + 15 + 15	5,800	5,800	5,800	5,800	8,700	14,400	14,400	0
		66,600	6 + 6 + 6 + 6 + 9 + 15 + 15	6,300	6,300	6,300	6,300	9,500	15,900	15,900	0
7	63	60,600	6 + 6 + 6 + 6 + 12 + 12 + 15	5,800	5,800	5,800	5,800	11,500	11,500	14,400	0
		66,600	6 + 6 + 6 + 6 + 12 + 12 + 15	6,300	6,300	6,300	6,300	12,700	12,700	15,900	0
7	63	60,600	6 + 6 + 6 + 9 + 9 + 18	5,800	5,800	5,800	8,700	8,700	8,700	17,300	0
		66,600	6 + 6 + 6 + 9 + 9 + 18	6,300	6,300	6,300	9,500	9,500	9,500	19,000	0
7	63	60,600	6 + 6 + 6 + 9 + 9 + 12 + 15	5,800	5,800	5,800	8,700	8,700	11,500	14,400	0
		66,600	6 + 6 + 6 + 9 + 9 + 12 + 15	6,300	6,300	6,300	9,500	9,500	12,700	15,900	0
7	63	60,600	6 + 6 + 6 + 9 + 12 + 12 + 12	5,800	5,800	5,800	8,700	11,500	11,500	11,500	0
		66,600	6 + 6 + 6 + 9 + 12 + 12 + 12	6,300	6,300	6,300	9,500	12,700	12,700	12,700	0
7	63	60,600	6 + 6 + 9 + 9 + 9 + 15	5,800	5,800	8,700	8,700	8,700	8,700	14,400	0
		66,600	6 + 6 + 9 + 9 + 9 + 15	6,300	6,300	9,500	9,500	9,500	9,500	15,900	0
7	63	60,600	6 + 6 + 9 + 9 + 9 + 12 + 12	5,800	5,800	8,700	8,700	8,700	11,500	11,500	0
		66,600	6 + 6 + 9 + 9 + 9 + 12 + 12	6,300	6,300	9,500	9,500	9,500	12,700	12,700	0
7	63	60,600	6 + 9 + 9 + 9 + 9 + 12	5,800	8,700	8,700	8,700	8,700	8,700	11,500	0
		66,600	6 + 9 + 9 + 9 + 9 + 12	6,300	9,500	9,500	9,500	9,500	9,500	12,700	0
7	63	60,600	9 + 9 + 9 + 9 + 9 + 9 + 9	8,700	8,700	8,700	8,700	8,700	8,700	8,700	0
		66,600	9 + 9 + 9 + 9 + 9 + 9 + 9	9,500	9,500	9,500	9,500	9,500	9,500	9,500	0
7	66	61,200	6 + 6 + 6 + 6 + 6 + 6 + 30	5,600	5,600	5,600	5,600	5,600	5,600	27,800	0
		67,200	6 + 6 + 6 + 6 + 6 + 6 + 30	6,000	6,000	6,000	6,000	6,000	6,000	31,000	0
7	66	61,200	6 + 6 + 6 + 6 + 6 + 12 + 24	5,600	5,600	5,600	5,600	5,600	11,100	22,300	0
		67,200	6 + 6 + 6 + 6 + 6 + 12 + 24	6,100	6,100	6,100	6,100	6,100	12,200	24,400	0
7	66	61,200	6 + 6 + 6 + 6 + 6 + 18 + 18	5,600	5,600	5,600	5,600	5,600	16,700	16,700	0
		67,200	6 + 6 + 6 + 6 + 6 + 18 + 18	6,100	6,100	6,100	6,100	6,100	18,300	18,300	0
7	66	61,200	6 + 6 + 6 + 6 + 9 + 24	5,600	5,600	5,600	5,600	8,300	8,300	22,300	0
		67,200	6 + 6 + 6 + 6 + 9 + 24	6,100	6,100	6,100	6,100	9,200	9,200	24,400	0
7	66	61,200	6 + 6 + 6 + 6 + 9 + 15 + 18	5,600	5,600	5,600	5,600	8,300	13,900	16,700	0
		67,200	6 + 6 + 6 + 6 + 9 + 15 + 18	6,100	6,100	6,100	6,100	9,200	15,300	18,300	0
7	66	61,200	6 + 6 + 6 + 6 + 12 + 12 + 18	5,600	5,600	5,600	5,600	11,100	11,100	16,700	0
		67,200	6 + 6 + 6 + 6 + 12 + 12 + 18	6,100	6,100	6,100	6,100	12,200	12,200	18,300	0
7	66	61,200	6 + 6 + 6 + 6 + 12 + 15 + 15	5,600	5,600	5,600	5,600	11,100	13,900	13,900	0
		67,200	6 + 6 + 6 + 6 + 12 + 15 + 15	6,100	6,100	6,100	6,100	12,200	15,300	15,300	0
7	66	61,200	6 + 6 + 6 + 9 + 9 + 12 + 18	5,600	5,600	5,600	8,300	8,300	11,100	16,700	0
		67,200	6 + 6 + 6 + 9 + 9 + 12 + 18	6,100	6,100	6,100	9,200	9,200	12,200	18,300	0
7	66	61,200	6 + 6 + 6 + 9 + 9 + 15 + 15	5,600	5,600	5,600	8,300	8,300	13,900	13,900	0
		67,200	6 + 6 + 6 + 9 + 9 + 15 + 15	6,100	6,100	6,100	9,200	9,200	15,300	15,300	0
7	66	61,200	6 + 6 + 6 + 9 + 12 + 12 + 15	5,600	5,600	5,600	8,300	11,100	11,100	13,900	0
		67,200	6 + 6 + 6 + 9 + 12 + 12 + 15	6,100	6,100	6,100	9,200	12,200	12,200	15,300	0
7	66	61,200	6 + 6 + 6 + 12 + 12 + 12 + 12	5,600	5,600	5,600	11,100	11,100	11,100	11,100	0
		67,200	6 + 6 + 6 + 12 + 12 + 12 + 12	6,100	6,100	6,100	12,200	12,200	12,200	12,200	0
7	66	61,200	6 + 6 + 9 + 9 + 9 + 18	5,600	5,600	8,300	8,300	8,300	8,300	16,700	0
		67,200	6 + 6 + 9 + 9 + 9 + 18	6,100	6,100	9,200	9,200	9,200	9,200	18,300	0
7	66	61,200	6 + 6 + 9 + 9 + 9 + 12 + 15	5,600	5,600	8,300	8,300	8,300	11,100	13,900	0
		67,200	6 + 6 + 9 + 9 + 9 + 12 + 15	6,100	6,100	9,200	9,200	9,200	12,200	15,300	0

MULTI-ZONE MATCHES

# MXZ-8C60NA2 INDOOR UNIT COMBINATIONS, contd.

**NON-DUCTED:**

# of indoor unit	Total Nominal Capacity (x1000 Btu/h)	Total Indoor Unit Capacity	Operational Performance for Indoor Unit Combinations (x1000 Btu/h) [Unit A + Unit B + Unit C + Unit D + Unit E + Unit F + Unit G + Unit H]	Cooling Capacity Range (Btu/h)							
				Heating Capacity Range (Btu/h)							
				Unit A	Unit B	Unit C	Unit D	Unit E	Unit F	Unit G	Unit H
7	66	61,200	6 + 6 + 9 + 9 + 12 + 12 + 12	5,600	5,600	8,300	8,300	11,100	11,100	11,100	0
		67,200	6 + 6 + 9 + 9 + 12 + 12 + 12	6,100	6,100	9,200	9,200	12,200	12,200	12,200	0
7	66	61,200	6 + 9 + 9 + 9 + 9 + 9 + 15	5,600	8,300	8,300	8,300	8,300	8,300	13,900	0
		67,200	6 + 9 + 9 + 9 + 9 + 9 + 15	6,100	9,200	9,200	9,200	9,200	9,200	15,300	0
7	66	61,200	6 + 9 + 9 + 9 + 9 + 12 + 12	5,600	8,300	8,300	8,300	8,300	11,100	11,100	0
		67,200	6 + 9 + 9 + 9 + 9 + 12 + 12	6,100	9,200	9,200	9,200	9,200	12,200	12,200	0
7	66	61,200	9 + 9 + 9 + 9 + 9 + 9 + 12	8,300	8,300	8,300	8,300	8,300	8,300	11,100	0
		67,200	9 + 9 + 9 + 9 + 9 + 9 + 12	9,200	9,200	9,200	9,200	9,200	9,200	12,200	0
7	69	61,800	6 + 6 + 6 + 6 + 6 + 9 + 30	5,400	5,400	5,400	5,400	5,400	8,100	26,900	0
		67,800	6 + 6 + 6 + 6 + 6 + 9 + 30	5,800	5,800	5,800	5,800	5,800	8,700	29,900	0
7	69	61,800	6 + 6 + 6 + 6 + 6 + 15 + 24	5,400	5,400	5,400	5,400	5,400	13,400	21,500	0
		67,800	6 + 6 + 6 + 6 + 6 + 15 + 24	5,900	5,900	5,900	5,900	5,900	14,700	23,600	0
7	69	61,800	6 + 6 + 6 + 6 + 9 + 12 + 24	5,400	5,400	5,400	5,400	8,100	10,700	21,500	0
		67,800	6 + 6 + 6 + 6 + 9 + 12 + 24	5,900	5,900	5,900	5,900	8,800	11,800	23,600	0
7	69	61,800	6 + 6 + 6 + 6 + 9 + 18 + 18	5,400	5,400	5,400	5,400	8,100	16,100	16,100	0
		67,800	6 + 6 + 6 + 6 + 9 + 18 + 18	5,900	5,900	5,900	5,900	8,800	17,700	17,700	0
7	69	61,800	6 + 6 + 6 + 6 + 12 + 15 + 18	5,400	5,400	5,400	5,400	10,700	13,400	16,100	0
		67,800	6 + 6 + 6 + 6 + 12 + 15 + 18	5,900	5,900	5,900	5,900	11,800	14,700	17,700	0
7	69	61,800	6 + 6 + 6 + 6 + 15 + 15 + 15	5,400	5,400	5,400	5,400	13,400	13,400	13,400	0
		67,800	6 + 6 + 6 + 6 + 15 + 15 + 15	5,900	5,900	5,900	5,900	14,700	14,700	14,700	0
7	69	61,800	6 + 6 + 6 + 9 + 9 + 9 + 24	5,400	5,400	5,400	8,100	8,100	8,100	21,500	0
		67,800	6 + 6 + 6 + 9 + 9 + 9 + 24	5,900	5,900	5,900	8,800	8,800	8,800	23,600	0
7	69	61,800	6 + 6 + 6 + 9 + 9 + 15 + 18	5,400	5,400	5,400	8,100	8,100	13,400	16,100	0
		67,800	6 + 6 + 6 + 9 + 9 + 15 + 18	5,900	5,900	5,900	8,800	8,800	14,700	17,700	0
7	69	61,800	6 + 6 + 6 + 9 + 12 + 12 + 18	5,400	5,400	5,400	8,100	10,700	10,700	16,100	0
		67,800	6 + 6 + 6 + 9 + 12 + 12 + 18	5,900	5,900	5,900	8,800	11,800	11,800	17,700	0
7	69	61,800	6 + 6 + 6 + 12 + 12 + 12 + 15	5,400	5,400	5,400	10,700	10,700	10,700	13,400	0
		67,800	6 + 6 + 6 + 12 + 12 + 12 + 15	5,900	5,900	5,900	11,800	11,800	11,800	14,700	0
7	69	61,800	6 + 6 + 9 + 9 + 9 + 12 + 18	5,400	5,400	8,100	8,100	8,100	10,700	16,100	0
		67,800	6 + 6 + 9 + 9 + 9 + 12 + 18	5,900	5,900	8,800	8,800	8,800	11,800	17,700	0
7	69	61,800	6 + 6 + 9 + 9 + 9 + 15 + 15	5,400	5,400	8,100	8,100	8,100	13,400	13,400	0
		67,800	6 + 6 + 9 + 9 + 9 + 15 + 15	5,900	5,900	8,800	8,800	8,800	14,700	14,700	0
7	69	61,800	6 + 6 + 9 + 9 + 12 + 12 + 15	5,400	5,400	8,100	8,100	10,700	10,700	13,400	0
		67,800	6 + 6 + 9 + 9 + 12 + 12 + 15	5,900	5,900	8,800	8,800	11,800	11,800	14,700	0
7	69	61,800	6 + 9 + 9 + 9 + 9 + 9 + 18	5,400	8,100	8,100	8,100	8,100	8,100	16,100	0
		67,800	6 + 9 + 9 + 9 + 9 + 9 + 18	5,900	8,800	8,800	8,800	8,800	8,800	17,700	0
7	69	61,800	6 + 9 + 9 + 9 + 9 + 12 + 15	5,400	8,100	8,100	8,100	8,100	10,700	13,400	0
		67,800	6 + 9 + 9 + 9 + 9 + 12 + 15	5,900	8,800	8,800	8,800	8,800	11,800	14,700	0
7	69	61,800	6 + 9 + 9 + 9 + 12 + 12 + 12	5,400	8,100	8,100	8,100	10,700	10,700	10,700	0
		67,800	6 + 9 + 9 + 9 + 12 + 12 + 12	5,900	8,800	8,800	8,800	11,800	11,800	11,800	0
7	69	61,800	9 + 9 + 9 + 9 + 9 + 9 + 15	8,100	8,100	8,100	8,100	8,100	8,100	13,400	0
		67,800	9 + 9 + 9 + 9 + 9 + 9 + 15	8,800	8,800	8,800	8,800	8,800	8,800	14,700	0
7	69	61,800	9 + 9 + 9 + 9 + 9 + 12 + 12	8,100	8,100	8,100	8,100	8,100	10,700	10,700	0
		67,800	9 + 9 + 9 + 9 + 9 + 12 + 12	8,800	8,800	8,800	8,800	8,800	11,800	11,800	0
7	72	62,400	6 + 6 + 6 + 6 + 6 + 6 + 36	5,200	5,200	5,200	5,200	5,200	5,200	31,200	0
		68,400	6 + 6 + 6 + 6 + 6 + 6 + 36	5,600	5,600	5,600	5,600	5,600	5,600	34,900	0
7	72	62,400	6 + 6 + 6 + 6 + 6 + 12 + 30	5,200	5,200	5,200	5,200	5,200	10,400	26,000	0
		68,400	6 + 6 + 6 + 6 + 6 + 12 + 30	5,600	5,600	5,600	5,600	5,600	11,300	28,900	0
7	72	62,400	6 + 6 + 6 + 6 + 6 + 18 + 24	5,200	5,200	5,200	5,200	5,200	15,600	20,800	0
		68,400	6 + 6 + 6 + 6 + 6 + 18 + 24	5,700	5,700	5,700	5,700	5,700	17,100	22,800	0
7	72	62,400	6 + 6 + 6 + 6 + 9 + 9 + 30	5,200	5,200	5,200	5,200	7,800	7,800	26,000	0
		68,400	6 + 6 + 6 + 6 + 9 + 9 + 30	5,600	5,600	5,600	5,600	8,500	8,500	28,900	0
7	72	62,400	6 + 6 + 6 + 6 + 9 + 15 + 24	5,200	5,200	5,200	5,200	7,800	13,000	20,800	0
		68,400	6 + 6 + 6 + 6 + 9 + 15 + 24	5,700	5,700	5,700	5,700	8,600	14,300	22,800	0
7	72	62,400	6 + 6 + 6 + 6 + 12 + 12 + 24	5,200	5,200	5,200	5,200	10,400	10,400	20,800	0
		68,400	6 + 6 + 6 + 6 + 12 + 12 + 24	5,700	5,700	5,700	5,700	11,400	11,400	22,800	0
7	72	62,400	6 + 6 + 6 + 6 + 12 + 18 + 18	5,200	5,200	5,200	5,200	10,400	15,600	15,600	0
		68,400	6 + 6 + 6 + 6 + 12 + 18 + 18	5,700	5,700	5,700	5,700	11,400	17,100	17,100	0
7	72	62,400	6 + 6 + 6 + 6 + 15 + 15 + 18	5,200	5,200	5,200	5,200	13,000	13,000	15,600	0
		68,400	6 + 6 + 6 + 6 + 15 + 15 + 18	5,700	5,700	5,700	5,700	14,300	14,300	17,100	0

MULTI-ZONE MATCHES



# MXZ-8C60NA2 INDOOR UNIT COMBINATIONS, contd.

NON-DUCTED:

# of indoor unit	Total Nominal Capacity (x1000 Btu/h)	Total Indoor Unit Capacity	Operational Performance for Indoor Unit Combinations (x1000 Btu/h) (Unit A + Unit B + Unit C + Unit D + Unit E + Unit F + Unit G + Unit H)	Cooling Capacity Range (Btu/h)							
				Heating Capacity Range (Btu/h)							
				Unit A	Unit B	Unit C	Unit D	Unit E	Unit F	Unit G	Unit H
7	72	62,400	6 + 6 + 6 + 9 + 9 + 12 + 24	5,200	5,200	5,200	7,800	7,800	10,400	20,800	0
		68,400	6 + 6 + 6 + 9 + 9 + 12 + 24	5,700	5,700	5,700	8,600	8,600	11,400	22,800	0
7	72	62,400	6 + 6 + 6 + 9 + 9 + 18 + 18	5,200	5,200	5,200	7,800	7,800	15,600	15,600	0
		68,400	6 + 6 + 6 + 9 + 9 + 18 + 18	5,700	5,700	5,700	8,600	8,600	17,100	17,100	0
7	72	62,400	6 + 6 + 6 + 9 + 15 + 15 + 15	5,200	5,200	5,200	7,800	13,000	13,000	13,000	0
		68,400	6 + 6 + 6 + 9 + 15 + 15 + 15	5,700	5,700	5,700	8,600	14,300	14,300	14,300	0
7	72	62,400	6 + 6 + 6 + 12 + 12 + 12 + 18	5,200	5,200	5,200	10,400	10,400	10,400	15,600	0
		68,400	6 + 6 + 6 + 12 + 12 + 12 + 18	5,700	5,700	5,700	11,400	11,400	11,400	17,100	0
7	72	62,400	6 + 6 + 6 + 12 + 12 + 15 + 15	5,200	5,200	5,200	10,400	10,400	13,000	13,000	0
		68,400	6 + 6 + 6 + 12 + 12 + 15 + 15	5,700	5,700	5,700	11,400	11,400	14,300	14,300	0
7	72	62,400	6 + 6 + 9 + 9 + 9 + 9 + 24	5,200	5,200	7,800	7,800	7,800	7,800	20,800	0
		68,400	6 + 6 + 9 + 9 + 9 + 9 + 24	5,700	5,700	8,600	8,600	8,600	8,600	22,800	0
7	72	62,400	6 + 6 + 9 + 9 + 9 + 15 + 18	5,200	5,200	7,800	7,800	7,800	13,000	15,600	0
		68,400	6 + 6 + 9 + 9 + 9 + 15 + 18	5,700	5,700	8,600	8,600	8,600	14,300	17,100	0
7	72	62,400	6 + 6 + 9 + 9 + 12 + 12 + 18	5,200	5,200	7,800	7,800	10,400	10,400	15,600	0
		68,400	6 + 6 + 9 + 9 + 12 + 12 + 18	5,700	5,700	8,600	8,600	11,400	11,400	17,100	0
7	72	62,400	6 + 6 + 9 + 9 + 12 + 15 + 15	5,200	5,200	7,800	7,800	10,400	13,000	13,000	0
		68,400	6 + 6 + 9 + 9 + 12 + 15 + 15	5,700	5,700	8,600	8,600	11,400	14,300	14,300	0
7	72	62,400	6 + 9 + 9 + 9 + 9 + 12 + 18	5,200	7,800	7,800	7,800	7,800	10,400	15,600	0
		68,400	6 + 9 + 9 + 9 + 9 + 12 + 18	5,700	8,600	8,600	8,600	8,600	11,400	17,100	0
7	72	62,400	6 + 9 + 9 + 9 + 9 + 15 + 15	5,200	7,800	7,800	7,800	7,800	13,000	13,000	0
		68,400	6 + 9 + 9 + 9 + 9 + 15 + 15	5,700	8,600	8,600	8,600	8,600	14,300	14,300	0
7	72	62,400	6 + 9 + 9 + 9 + 12 + 12 + 15	5,200	7,800	7,800	7,800	10,400	10,400	13,000	0
		68,400	6 + 9 + 9 + 9 + 12 + 12 + 15	5,700	8,600	8,600	8,600	11,400	11,400	14,300	0
7	72	62,400	9 + 9 + 9 + 9 + 9 + 9 + 18	7,800	7,800	7,800	7,800	7,800	7,800	15,600	0
		68,400	9 + 9 + 9 + 9 + 9 + 9 + 18	8,600	8,600	8,600	8,600	8,600	8,600	17,100	0
7	72	62,400	9 + 9 + 9 + 9 + 9 + 12 + 15	7,800	7,800	7,800	7,800	7,800	10,400	13,000	0
		68,400	9 + 9 + 9 + 9 + 9 + 12 + 15	8,600	8,600	8,600	8,600	8,600	11,400	14,300	0
7	72	62,400	9 + 9 + 9 + 9 + 12 + 12 + 12	7,800	7,800	7,800	7,800	10,400	10,400	10,400	0
		68,400	9 + 9 + 9 + 9 + 12 + 12 + 12	8,600	8,600	8,600	8,600	11,400	11,400	11,400	0
7	75	63,000	6 + 6 + 6 + 6 + 6 + 9 + 36	5,000	5,000	5,000	5,000	5,000	7,600	30,200	0
		69,000	6 + 6 + 6 + 6 + 6 + 9 + 36	5,400	5,400	5,400	5,400	5,400	8,100	33,800	0
7	75	63,000	6 + 6 + 6 + 6 + 6 + 15 + 30	5,000	5,000	5,000	5,000	5,000	12,600	25,200	0
		69,000	6 + 6 + 6 + 6 + 6 + 15 + 30	5,500	5,500	5,500	5,500	5,500	13,700	28,000	0
7	75	63,000	6 + 6 + 6 + 6 + 9 + 12 + 30	5,000	5,000	5,000	5,000	7,600	10,100	25,200	0
		69,000	6 + 6 + 6 + 6 + 9 + 12 + 30	5,500	5,500	5,500	5,500	8,200	10,900	28,000	0
7	75	63,000	6 + 6 + 6 + 6 + 9 + 18 + 24	5,000	5,000	5,000	5,000	7,600	15,100	20,200	0
		69,000	6 + 6 + 6 + 6 + 9 + 18 + 24	5,500	5,500	5,500	5,500	8,300	16,600	22,100	0
7	75	63,000	6 + 6 + 6 + 6 + 12 + 15 + 24	5,000	5,000	5,000	5,000	10,100	12,600	20,200	0
		69,000	6 + 6 + 6 + 6 + 12 + 15 + 24	5,500	5,500	5,500	5,500	11,000	13,800	22,100	0
7	75	63,000	6 + 6 + 6 + 6 + 15 + 18 + 18	5,000	5,000	5,000	5,000	12,600	15,100	15,100	0
		69,000	6 + 6 + 6 + 6 + 15 + 18 + 18	5,500	5,500	5,500	5,500	13,800	16,600	16,600	0
7	75	63,000	6 + 6 + 6 + 9 + 9 + 9 + 30	5,000	5,000	5,000	7,600	7,600	7,600	25,200	0
		69,000	6 + 6 + 6 + 9 + 9 + 9 + 30	5,500	5,500	5,500	8,200	8,200	8,200	28,000	0
7	75	63,000	6 + 6 + 6 + 9 + 9 + 15 + 24	5,000	5,000	5,000	7,600	7,600	12,600	20,200	0
		69,000	6 + 6 + 6 + 9 + 9 + 15 + 24	5,500	5,500	5,500	8,300	8,300	13,800	22,100	0
7	75	63,000	6 + 6 + 6 + 9 + 12 + 12 + 24	5,000	5,000	5,000	7,600	10,100	10,100	20,200	0
		69,000	6 + 6 + 6 + 9 + 12 + 12 + 24	5,500	5,500	5,500	8,300	11,000	11,000	22,100	0
7	75	63,000	6 + 6 + 6 + 9 + 15 + 15 + 18	5,000	5,000	5,000	7,600	12,600	12,600	15,100	0
		69,000	6 + 6 + 6 + 9 + 15 + 15 + 18	5,500	5,500	5,500	8,300	13,800	13,800	16,600	0
7	75	63,000	6 + 6 + 6 + 12 + 12 + 15 + 18	5,000	5,000	5,000	10,100	10,100	12,600	15,100	0
		69,000	6 + 6 + 6 + 12 + 12 + 15 + 18	5,500	5,500	5,500	11,000	11,000	13,800	16,600	0
7	75	63,000	6 + 6 + 6 + 12 + 15 + 15 + 15	5,000	5,000	5,000	10,100	12,600	12,600	12,600	0
		69,000	6 + 6 + 6 + 12 + 15 + 15 + 15	5,500	5,500	5,500	11,000	13,800	13,800	13,800	0
7	75	63,000	6 + 6 + 9 + 9 + 9 + 12 + 24	5,000	5,000	7,600	7,600	7,600	10,100	20,200	0
		69,000	6 + 6 + 9 + 9 + 9 + 12 + 24	5,500	5,500	8,300	8,300	8,300	11,000	22,100	0
7	75	63,000	6 + 6 + 9 + 9 + 9 + 18 + 18	5,000	5,000	7,600	7,600	7,600	15,100	15,100	0
		69,000	6 + 6 + 9 + 9 + 9 + 18 + 18	5,500	5,500	8,300	8,300	8,300	16,600	16,600	0
7	75	63,000	6 + 6 + 9 + 9 + 12 + 15 + 18	5,000	5,000	7,600	7,600	10,100	12,600	15,100	0
		69,000	6 + 6 + 9 + 9 + 12 + 15 + 18	5,500	5,500	8,300	8,300	11,000	13,800	16,600	0

MULTI-ZONE MATCHES

# MXZ-8C60NA2 INDOOR UNIT COMBINATIONS, contd.

**NON-DUCTED:**

# of indoor unit	Total Nominal Capacity (x1000 Btu/h)	Total Indoor Unit Capacity	Operational Performance for Indoor Unit Combinations (x1000 Btu/h) [Unit A + Unit B + Unit C + Unit D + Unit E + Unit F + Unit G + Unit H]	Cooling Capacity Range (Btu/h)							
				Heating Capacity Range (Btu/h)							
				Unit A	Unit B	Unit C	Unit D	Unit E	Unit F	Unit G	Unit H
7	75	63,000	6 + 6 + 9 + 9 + 15 + 15 + 15	5,000	5,000	7,600	7,600	12,600	12,600	12,600	0
		69,000	6 + 6 + 9 + 9 + 15 + 15 + 15	5,500	5,500	8,300	8,300	13,800	13,800	13,800	0
7	75	63,000	6 + 9 + 9 + 9 + 9 + 9 + 24	5,000	7,600	7,600	7,600	7,600	7,600	20,200	0
		69,000	6 + 9 + 9 + 9 + 9 + 9 + 24	5,500	8,300	8,300	8,300	8,300	8,300	22,100	0
7	75	63,000	6 + 9 + 9 + 9 + 9 + 15 + 18	5,000	7,600	7,600	7,600	7,600	12,600	15,100	0
		69,000	6 + 9 + 9 + 9 + 9 + 15 + 18	5,500	8,300	8,300	8,300	8,300	13,800	16,600	0
7	75	63,000	6 + 9 + 9 + 9 + 12 + 12 + 18	5,000	7,600	7,600	7,600	10,100	10,100	15,100	0
		69,000	6 + 9 + 9 + 9 + 12 + 12 + 18	5,500	8,300	8,300	8,300	11,000	11,000	16,600	0
7	75	63,000	6 + 9 + 9 + 9 + 12 + 15 + 15	5,000	7,600	7,600	7,600	10,100	12,600	12,600	0
		69,000	6 + 9 + 9 + 9 + 12 + 15 + 15	5,500	8,300	8,300	8,300	11,000	13,800	13,800	0
7	75	63,000	9 + 9 + 9 + 9 + 9 + 12 + 18	7,600	7,600	7,600	7,600	7,600	10,100	15,100	0
		69,000	9 + 9 + 9 + 9 + 9 + 12 + 18	8,300	8,300	8,300	8,300	8,300	11,000	16,600	0
7	75	63,000	9 + 9 + 9 + 9 + 9 + 15 + 15	7,600	7,600	7,600	7,600	7,600	12,600	12,600	0
		69,000	9 + 9 + 9 + 9 + 9 + 15 + 15	8,300	8,300	8,300	8,300	8,300	13,800	13,800	0
7	75	63,000	9 + 9 + 9 + 9 + 12 + 12 + 15	7,600	7,600	7,600	7,600	10,100	10,100	12,600	0
		69,000	9 + 9 + 9 + 9 + 12 + 12 + 15	8,300	8,300	8,300	8,300	11,000	11,000	13,800	0
7	75	63,000	9 + 9 + 9 + 12 + 12 + 12 + 12	7,600	7,600	7,600	10,100	10,100	10,100	10,100	0
		69,000	9 + 9 + 9 + 12 + 12 + 12 + 12	8,300	8,300	8,300	11,000	11,000	11,000	11,000	0
7	75	63,000	9 + 9 + 9 + 12 + 12 + 12 + 12	7,600	7,600	7,600	10,100	10,100	10,100	10,100	0
		69,000	9 + 9 + 9 + 12 + 12 + 12 + 12	8,300	8,300	8,300	11,000	11,000	11,000	11,000	0
7	78	63,600	6 + 6 + 6 + 6 + 6 + 12 + 36	4,900	4,900	4,900	4,900	4,900	9,800	29,400	0
		69,600	6 + 6 + 6 + 6 + 6 + 12 + 36	5,300	5,300	5,300	5,300	5,300	10,500	32,800	0
7	78	63,600	6 + 6 + 6 + 6 + 6 + 18 + 30	4,900	4,900	4,900	4,900	4,900	14,700	24,500	0
		69,600	6 + 6 + 6 + 6 + 6 + 18 + 30	5,300	5,300	5,300	5,300	5,300	15,900	27,200	0
7	78	63,600	6 + 6 + 6 + 6 + 6 + 24 + 24	4,900	4,900	4,900	4,900	4,900	19,600	19,600	0
		69,600	6 + 6 + 6 + 6 + 6 + 24 + 24	5,400	5,400	5,400	5,400	5,400	21,400	21,400	0
7	78	63,600	6 + 6 + 6 + 6 + 9 + 9 + 36	4,900	4,900	4,900	4,900	7,300	7,300	29,400	0
		69,600	6 + 6 + 6 + 6 + 9 + 9 + 36	5,300	5,300	5,300	5,300	7,900	7,900	32,800	0
7	78	63,600	6 + 6 + 6 + 6 + 9 + 15 + 30	4,900	4,900	4,900	4,900	7,300	12,200	24,500	0
		69,600	6 + 6 + 6 + 6 + 9 + 15 + 30	5,300	5,300	5,300	5,300	8,000	13,300	27,200	0
7	78	63,600	6 + 6 + 6 + 6 + 12 + 12 + 30	4,900	4,900	4,900	4,900	9,800	9,800	24,500	0
		69,600	6 + 6 + 6 + 6 + 12 + 12 + 30	5,300	5,300	5,300	5,300	10,600	10,600	27,200	0
7	78	63,600	6 + 6 + 6 + 6 + 12 + 18 + 24	4,900	4,900	4,900	4,900	9,800	14,700	19,600	0
		69,600	6 + 6 + 6 + 6 + 12 + 18 + 24	5,400	5,400	5,400	5,400	10,700	16,100	21,400	0
7	78	63,600	6 + 6 + 6 + 6 + 15 + 15 + 24	4,900	4,900	4,900	4,900	12,200	12,200	19,600	0
		69,600	6 + 6 + 6 + 6 + 15 + 15 + 24	5,400	5,400	5,400	5,400	13,400	13,400	21,400	0
7	78	63,600	6 + 6 + 6 + 6 + 18 + 18 + 18	4,900	4,900	4,900	4,900	14,700	14,700	14,700	0
		69,600	6 + 6 + 6 + 6 + 18 + 18 + 18	5,400	5,400	5,400	5,400	16,100	16,100	16,100	0
7	78	63,600	6 + 6 + 6 + 9 + 9 + 12 + 30	4,900	4,900	4,900	7,300	7,300	9,800	24,500	0
		69,600	6 + 6 + 6 + 9 + 9 + 12 + 30	5,300	5,300	5,300	8,000	8,000	10,600	27,200	0
7	78	63,600	6 + 6 + 6 + 9 + 9 + 18 + 24	4,900	4,900	4,900	7,300	7,300	14,700	19,600	0
		69,600	6 + 6 + 6 + 9 + 9 + 18 + 24	5,400	5,400	5,400	8,000	8,000	16,100	21,400	0
7	78	63,600	6 + 6 + 6 + 9 + 15 + 18 + 18	4,900	4,900	4,900	7,300	12,200	14,700	14,700	0
		69,600	6 + 6 + 6 + 9 + 15 + 18 + 18	5,400	5,400	5,400	8,000	13,400	16,100	16,100	0
7	78	63,600	6 + 6 + 6 + 12 + 12 + 12 + 24	4,900	4,900	4,900	9,800	9,800	9,800	19,600	0
		69,600	6 + 6 + 6 + 12 + 12 + 12 + 24	5,400	5,400	5,400	10,700	10,700	10,700	21,400	0
7	78	63,600	6 + 6 + 6 + 12 + 12 + 18 + 18	4,900	4,900	4,900	9,800	9,800	14,700	14,700	0
		69,600	6 + 6 + 6 + 12 + 12 + 18 + 18	5,400	5,400	5,400	10,700	10,700	16,100	16,100	0
7	78	63,600	6 + 6 + 6 + 12 + 15 + 15 + 18	4,900	4,900	4,900	9,800	12,200	12,200	14,700	0
		69,600	6 + 6 + 6 + 12 + 15 + 15 + 18	5,400	5,400	5,400	10,700	13,400	13,400	16,100	0
7	78	63,600	6 + 6 + 6 + 15 + 15 + 15 + 15	4,900	4,900	4,900	12,200	12,200	12,200	12,200	0
		69,600	6 + 6 + 6 + 15 + 15 + 15 + 15	5,400	5,400	5,400	13,400	13,400	13,400	13,400	0
7	78	63,600	6 + 6 + 9 + 9 + 9 + 9 + 30	4,900	4,900	7,300	7,300	7,300	7,300	24,500	0
		69,600	6 + 6 + 9 + 9 + 9 + 9 + 30	5,300	5,300	8,000	8,000	8,000	8,000	27,200	0
7	78	63,600	6 + 6 + 9 + 9 + 9 + 15 + 24	4,900	4,900	7,300	7,300	7,300	12,200	19,600	0
		69,600	6 + 6 + 9 + 9 + 9 + 15 + 24	5,400	5,400	8,000	8,000	8,000	13,400	21,400	0
7	78	63,600	6 + 6 + 9 + 9 + 12 + 12 + 24	4,900	4,900	7,300	7,300	9,800	9,800	19,600	0
		69,600	6 + 6 + 9 + 9 + 12 + 12 + 24	5,400	5,400	8,000	8,000	10,700	10,700	21,400	0
7	78	63,600	6 + 6 + 9 + 9 + 12 + 18 + 18	4,900	4,900	7,300	7,300	9,800	14,700	14,700	0
		69,600	6 + 6 + 9 + 9 + 12 + 18 + 18	5,400	5,400	8,000	8,000	10,700	16,100	16,100	0

MULTI-ZONE MATCHES



# MXZ-8C60NA2 INDOOR UNIT COMBINATIONS, contd.

**NON-DUCTED:**

# of indoor unit	Total Nominal Capacity (x1000 Btu/h)	Total Indoor Unit Capacity	Operational Performance for Indoor Unit Combinations (x1000 Btu/h) [Unit A + Unit B + Unit C + Unit D + Unit E + Unit F + Unit G + Unit H]	Cooling Capacity Range (Btu/h)							
				Heating Capacity Range (Btu/h)							
				Unit A	Unit B	Unit C	Unit D	Unit E	Unit F	Unit G	Unit H
7	78	63,600	6 + 6 + 9 + 9 + 15 + 15 + 18	4,900	4,900	7,300	7,300	12,200	12,200	14,700	0
		69,600	6 + 6 + 9 + 9 + 15 + 15 + 18	5,400	5,400	8,000	8,000	13,400	13,400	16,100	0
7	78	63,600	6 + 9 + 9 + 9 + 9 + 12 + 24	4,900	7,300	7,300	7,300	7,300	9,800	19,600	0
		69,600	6 + 9 + 9 + 9 + 9 + 12 + 24	5,400	8,000	8,000	8,000	8,000	10,700	21,400	0
7	78	63,600	6 + 9 + 9 + 9 + 9 + 18 + 18	4,900	7,300	7,300	7,300	7,300	14,700	14,700	0
		69,600	6 + 9 + 9 + 9 + 9 + 18 + 18	5,400	8,000	8,000	8,000	8,000	16,100	16,100	0
7	78	63,600	6 + 9 + 9 + 9 + 12 + 15 + 18	4,900	7,300	7,300	7,300	9,800	12,200	14,700	0
		69,600	6 + 9 + 9 + 9 + 12 + 15 + 18	5,400	8,000	8,000	8,000	10,700	13,400	16,100	0
7	78	63,600	6 + 9 + 9 + 9 + 15 + 15 + 15	4,900	7,300	7,300	7,300	12,200	12,200	12,200	0
		69,600	6 + 9 + 9 + 9 + 15 + 15 + 15	5,400	8,000	8,000	8,000	13,400	13,400	13,400	0
7	78	63,600	9 + 9 + 9 + 9 + 9 + 24	7,300	7,300	7,300	7,300	7,300	7,300	19,600	0
		69,600	9 + 9 + 9 + 9 + 9 + 24	8,000	8,000	8,000	8,000	8,000	8,000	21,400	0
7	78	63,600	9 + 9 + 9 + 9 + 9 + 15 + 18	7,300	7,300	7,300	7,300	7,300	12,200	14,700	0
		69,600	9 + 9 + 9 + 9 + 9 + 15 + 18	8,000	8,000	8,000	8,000	8,000	13,400	16,100	0
7	78	63,600	9 + 9 + 9 + 9 + 12 + 12 + 18	7,300	7,300	7,300	7,300	9,800	9,800	14,700	0
		69,600	9 + 9 + 9 + 9 + 12 + 12 + 18	8,000	8,000	8,000	8,000	10,700	10,700	16,100	0
7	78	63,600	9 + 9 + 9 + 9 + 12 + 15 + 15	7,300	7,300	7,300	7,300	9,800	12,200	12,200	0
		69,600	9 + 9 + 9 + 9 + 12 + 15 + 15	8,000	8,000	8,000	8,000	10,700	13,400	13,400	0
7	78	63,600	9 + 9 + 9 + 12 + 12 + 12 + 15	7,300	7,300	7,300	9,800	9,800	9,800	12,200	0
		69,600	9 + 9 + 9 + 12 + 12 + 12 + 15	8,000	8,000	8,000	10,700	10,700	10,700	13,400	0
7	78	63,600	9 + 9 + 12 + 12 + 12 + 12 + 12	7,300	7,300	9,800	9,800	9,800	9,800	9,800	0
		69,600	9 + 9 + 12 + 12 + 12 + 12 + 12	8,000	8,000	10,700	10,700	10,700	10,700	10,700	0
8	48	48,000	6 + 6 + 6 + 6 + 6 + 6 + 6	6,000	6,000	6,000	6,000	6,000	6,000	6,000	6,000
		53,100	6 + 6 + 6 + 6 + 6 + 6 + 6	6,600	6,600	6,600	6,600	6,600	6,600	6,600	6,600
8	51	51,000	6 + 6 + 6 + 6 + 6 + 6 + 9	6,000	6,000	6,000	6,000	6,000	6,000	6,000	9,000
		56,400	6 + 6 + 6 + 6 + 6 + 6 + 9	6,600	6,600	6,600	6,600	6,600	6,600	6,600	10,000
8	54	54,000	6 + 6 + 6 + 6 + 6 + 6 + 12	6,000	6,000	6,000	6,000	6,000	6,000	6,000	12,000
		59,700	6 + 6 + 6 + 6 + 6 + 6 + 12	6,600	6,600	6,600	6,600	6,600	6,600	6,600	13,300
8	54	54,000	6 + 6 + 6 + 6 + 6 + 9 + 9	6,000	6,000	6,000	6,000	6,000	6,000	9,000	9,000
		59,700	6 + 6 + 6 + 6 + 6 + 9 + 9	6,600	6,600	6,600	6,600	6,600	6,600	10,000	10,000
8	57	57,000	6 + 6 + 6 + 6 + 6 + 6 + 15	6,000	6,000	6,000	6,000	6,000	6,000	6,000	15,000
		63,000	6 + 6 + 6 + 6 + 6 + 6 + 15	6,600	6,600	6,600	6,600	6,600	6,600	6,600	16,600
8	57	57,000	6 + 6 + 6 + 6 + 6 + 9 + 12	6,000	6,000	6,000	6,000	6,000	6,000	9,000	12,000
		63,000	6 + 6 + 6 + 6 + 6 + 9 + 12	6,600	6,600	6,600	6,600	6,600	6,600	9,900	13,300
8	57	57,000	6 + 6 + 6 + 6 + 9 + 9 + 9	6,000	6,000	6,000	6,000	6,000	9,000	9,000	9,000
		63,000	6 + 6 + 6 + 6 + 9 + 9 + 9	6,600	6,600	6,600	6,600	6,600	9,900	9,900	9,900
8	60	60,000	6 + 6 + 6 + 6 + 6 + 6 + 18	6,000	6,000	6,000	6,000	6,000	6,000	6,000	18,000
		66,000	6 + 6 + 6 + 6 + 6 + 6 + 18	6,600	6,600	6,600	6,600	6,600	6,600	6,600	19,800
8	60	60,000	6 + 6 + 6 + 6 + 6 + 9 + 15	6,000	6,000	6,000	6,000	6,000	6,000	9,000	15,000
		66,000	6 + 6 + 6 + 6 + 6 + 9 + 15	6,600	6,600	6,600	6,600	6,600	6,600	9,900	16,500
8	60	60,000	6 + 6 + 6 + 6 + 6 + 12 + 12	6,000	6,000	6,000	6,000	6,000	6,000	12,000	12,000
		66,000	6 + 6 + 6 + 6 + 6 + 12 + 12	6,600	6,600	6,600	6,600	6,600	6,600	13,200	13,200
8	60	60,000	6 + 6 + 6 + 6 + 9 + 9 + 12	6,000	6,000	6,000	6,000	6,000	9,000	9,000	12,000
		66,000	6 + 6 + 6 + 6 + 9 + 9 + 12	6,600	6,600	6,600	6,600	6,600	9,900	9,900	13,200
8	60	60,000	6 + 6 + 6 + 6 + 9 + 9 + 9	6,000	6,000	6,000	6,000	9,000	9,000	9,000	9,000
		66,000	6 + 6 + 6 + 6 + 9 + 9 + 9	6,600	6,600	6,600	6,600	9,900	9,900	9,900	9,900
8	63	60,600	6 + 6 + 6 + 6 + 6 + 9 + 18	5,800	5,800	5,800	5,800	5,800	5,800	8,700	17,300
		66,600	6 + 6 + 6 + 6 + 6 + 9 + 18	6,300	6,300	6,300	6,300	6,300	6,300	9,500	19,000
8	63	60,600	6 + 6 + 6 + 6 + 6 + 12 + 15	5,800	5,800	5,800	5,800	5,800	5,800	11,500	14,400
		66,600	6 + 6 + 6 + 6 + 6 + 12 + 15	6,300	6,300	6,300	6,300	6,300	6,300	12,700	15,900
8	63	60,600	6 + 6 + 6 + 6 + 6 + 9 + 15	5,800	5,800	5,800	5,800	5,800	8,700	8,700	14,400
		66,600	6 + 6 + 6 + 6 + 6 + 9 + 15	6,300	6,300	6,300	6,300	6,300	9,500	9,500	15,900
8	63	60,600	6 + 6 + 6 + 6 + 9 + 12 + 12	5,800	5,800	5,800	5,800	5,800	8,700	11,500	11,500
		66,600	6 + 6 + 6 + 6 + 9 + 12 + 12	6,300	6,300	6,300	6,300	6,300	9,500	12,700	12,700
8	63	60,600	6 + 6 + 6 + 6 + 9 + 9 + 12	5,800	5,800	5,800	5,800	8,700	8,700	8,700	11,500
		66,600	6 + 6 + 6 + 6 + 9 + 9 + 12	6,300	6,300	6,300	6,300	9,500	9,500	9,500	12,700
8	63	60,600	6 + 6 + 6 + 9 + 9 + 9 + 9	5,800	5,800	5,800	8,700	8,700	8,700	8,700	8,700
		66,600	6 + 6 + 6 + 9 + 9 + 9 + 9	6,300	6,300	6,300	9,500	9,500	9,500	9,500	9,500
8	66	61,200	6 + 6 + 6 + 6 + 6 + 6 + 24	5,600	5,600	5,600	5,600	5,600	5,600	5,600	22,300
		67,200	6 + 6 + 6 + 6 + 6 + 6 + 24	6,100	6,100	6,100	6,100	6,100	6,100	6,100	24,400

MULTI-ZONE MATCHES

# MXZ-8C60NA2 INDOOR UNIT COMBINATIONS, contd.

**NON-DUCTED:**

# of indoor unit	Total Nominal Capacity (x1000 Btu/h)	Total Indoor Unit Capacity	Operational Performance for Indoor Unit Combinations (x1000 Btu/h) [Unit A + Unit B + Unit C + Unit D + Unit E + Unit F + Unit G + Unit H]	Cooling Capacity Range (Btu/h)							
				Heating Capacity Range (Btu/h)							
				Unit A	Unit B	Unit C	Unit D	Unit E	Unit F	Unit G	Unit H
8	66	61,200	6 + 6 + 6 + 6 + 6 + 6 + 12 + 18	5,600	5,600	5,600	5,600	5,600	5,600	11,100	16,700
		67,200	6 + 6 + 6 + 6 + 6 + 6 + 12 + 18	6,100	6,100	6,100	6,100	6,100	6,100	12,200	18,300
8	66	61,200	6 + 6 + 6 + 6 + 6 + 6 + 15 + 15	5,600	5,600	5,600	5,600	5,600	5,600	13,900	13,900
		67,200	6 + 6 + 6 + 6 + 6 + 6 + 15 + 15	6,100	6,100	6,100	6,100	6,100	6,100	15,300	15,300
8	66	61,200	6 + 6 + 6 + 6 + 6 + 9 + 9 + 18	5,600	5,600	5,600	5,600	5,600	8,300	8,300	16,700
		67,200	6 + 6 + 6 + 6 + 6 + 9 + 9 + 18	6,100	6,100	6,100	6,100	6,100	9,200	9,200	18,300
8	66	61,200	6 + 6 + 6 + 6 + 6 + 9 + 12 + 15	5,600	5,600	5,600	5,600	5,600	8,300	11,100	13,900
		67,200	6 + 6 + 6 + 6 + 6 + 9 + 12 + 15	6,100	6,100	6,100	6,100	6,100	9,200	12,200	15,300
8	66	61,200	6 + 6 + 6 + 6 + 6 + 12 + 12 + 12	5,600	5,600	5,600	5,600	5,600	11,100	11,100	11,100
		67,200	6 + 6 + 6 + 6 + 6 + 12 + 12 + 12	6,100	6,100	6,100	6,100	6,100	12,200	12,200	12,200
8	66	61,200	6 + 6 + 6 + 6 + 9 + 9 + 9 + 15	5,600	5,600	5,600	5,600	8,300	8,300	8,300	13,900
		67,200	6 + 6 + 6 + 6 + 9 + 9 + 9 + 15	6,100	6,100	6,100	6,100	9,200	9,200	9,200	15,300
8	66	61,200	6 + 6 + 6 + 6 + 9 + 9 + 12 + 12	5,600	5,600	5,600	5,600	8,300	8,300	11,100	11,100
		67,200	6 + 6 + 6 + 6 + 9 + 9 + 12 + 12	6,100	6,100	6,100	6,100	9,200	9,200	12,200	12,200
8	66	61,200	6 + 6 + 6 + 9 + 9 + 9 + 9 + 12	5,600	5,600	5,600	8,300	8,300	8,300	8,300	11,100
		67,200	6 + 6 + 6 + 9 + 9 + 9 + 9 + 12	6,100	6,100	6,100	9,200	9,200	9,200	9,200	12,200
8	66	61,200	6 + 6 + 9 + 9 + 9 + 9 + 9 + 9	5,600	5,600	8,300	8,300	8,300	8,300	8,300	8,300
		67,200	6 + 6 + 9 + 9 + 9 + 9 + 9 + 9	6,100	6,100	9,200	9,200	9,200	9,200	9,200	9,200
8	69	61,800	6 + 6 + 6 + 6 + 6 + 6 + 9 + 24	5,400	5,400	5,400	5,400	5,400	5,400	8,100	21,500
		67,800	6 + 6 + 6 + 6 + 6 + 6 + 9 + 24	5,900	5,900	5,900	5,900	5,900	5,900	8,800	23,600
8	69	61,800	6 + 6 + 6 + 6 + 6 + 6 + 15 + 18	5,400	5,400	5,400	5,400	5,400	5,400	13,400	16,100
		67,800	6 + 6 + 6 + 6 + 6 + 6 + 15 + 18	5,900	5,900	5,900	5,900	5,900	5,900	14,700	17,700
8	69	61,800	6 + 6 + 6 + 6 + 6 + 9 + 12 + 18	5,400	5,400	5,400	5,400	5,400	8,100	10,700	16,100
		67,800	6 + 6 + 6 + 6 + 6 + 9 + 12 + 18	5,900	5,900	5,900	5,900	5,900	8,800	11,800	17,700
8	69	61,800	6 + 6 + 6 + 6 + 6 + 9 + 15 + 15	5,400	5,400	5,400	5,400	5,400	8,100	13,400	13,400
		67,800	6 + 6 + 6 + 6 + 6 + 9 + 15 + 15	5,900	5,900	5,900	5,900	5,900	8,800	14,700	14,700
8	69	61,800	6 + 6 + 6 + 6 + 6 + 12 + 12 + 15	5,400	5,400	5,400	5,400	5,400	10,700	10,700	13,400
		67,800	6 + 6 + 6 + 6 + 6 + 12 + 12 + 15	5,900	5,900	5,900	5,900	5,900	11,800	11,800	14,700
8	69	61,800	6 + 6 + 6 + 6 + 9 + 9 + 9 + 18	5,400	5,400	5,400	5,400	8,100	8,100	8,100	16,100
		67,800	6 + 6 + 6 + 6 + 9 + 9 + 9 + 18	5,900	5,900	5,900	5,900	8,800	8,800	8,800	17,700
8	69	61,800	6 + 6 + 6 + 6 + 9 + 9 + 12 + 15	5,400	5,400	5,400	5,400	8,100	8,100	10,700	13,400
		67,800	6 + 6 + 6 + 6 + 9 + 9 + 12 + 15	5,900	5,900	5,900	5,900	8,800	8,800	11,800	14,700
8	69	61,800	6 + 6 + 6 + 9 + 9 + 9 + 9 + 15	5,400	5,400	5,400	8,100	8,100	8,100	8,100	13,400
		67,800	6 + 6 + 6 + 9 + 9 + 9 + 9 + 15	5,900	5,900	5,900	8,800	8,800	8,800	8,800	14,700
8	69	61,800	6 + 6 + 6 + 9 + 9 + 9 + 12 + 12	5,400	5,400	5,400	8,100	8,100	8,100	10,700	10,700
		67,800	6 + 6 + 6 + 9 + 9 + 9 + 12 + 12	5,900	5,900	5,900	8,800	8,800	8,800	11,800	11,800
8	69	61,800	6 + 6 + 9 + 9 + 9 + 9 + 9 + 12	5,400	5,400	8,100	8,100	8,100	8,100	8,100	10,700
		67,800	6 + 6 + 9 + 9 + 9 + 9 + 9 + 12	5,900	5,900	8,800	8,800	8,800	8,800	8,800	11,800
8	69	61,800	6 + 9 + 9 + 9 + 9 + 9 + 9 + 9	5,400	8,100	8,100	8,100	8,100	8,100	8,100	8,100
		67,800	6 + 9 + 9 + 9 + 9 + 9 + 9 + 9	5,900	8,800	8,800	8,800	8,800	8,800	8,800	8,800
8	72	62,400	6 + 6 + 6 + 6 + 6 + 6 + 30	5,200	5,200	5,200	5,200	5,200	5,200	5,200	26,000
		68,400	6 + 6 + 6 + 6 + 6 + 6 + 30	5,600	5,600	5,600	5,600	5,600	5,600	5,600	28,900
8	72	62,400	6 + 6 + 6 + 6 + 6 + 12 + 24	5,200	5,200	5,200	5,200	5,200	5,200	10,400	20,800
		68,400	6 + 6 + 6 + 6 + 6 + 12 + 24	5,700	5,700	5,700	5,700	5,700	5,700	11,400	22,800
8	72	62,400	6 + 6 + 6 + 6 + 6 + 18 + 18	5,200	5,200	5,200	5,200	5,200	5,200	15,600	15,600
		68,400	6 + 6 + 6 + 6 + 6 + 18 + 18	5,700	5,700	5,700	5,700	5,700	5,700	17,100	17,100
8	72	62,400	6 + 6 + 6 + 6 + 6 + 9 + 24	5,200	5,200	5,200	5,200	5,200	7,800	7,800	20,800
		68,400	6 + 6 + 6 + 6 + 6 + 9 + 24	5,700	5,700	5,700	5,700	5,700	8,600	8,600	22,800
8	72	62,400	6 + 6 + 6 + 6 + 6 + 9 + 15 + 18	5,200	5,200	5,200	5,200	5,200	7,800	13,000	15,600
		68,400	6 + 6 + 6 + 6 + 6 + 9 + 15 + 18	5,700	5,700	5,700	5,700	5,700	8,600	14,300	17,100
8	72	62,400	6 + 6 + 6 + 6 + 6 + 12 + 12 + 18	5,200	5,200	5,200	5,200	5,200	10,400	10,400	15,600
		68,400	6 + 6 + 6 + 6 + 6 + 12 + 12 + 18	5,700	5,700	5,700	5,700	5,700	11,400	11,400	17,100
8	72	62,400	6 + 6 + 6 + 6 + 9 + 9 + 12 + 18	5,200	5,200	5,200	5,200	7,800	7,800	10,400	15,600
		68,400	6 + 6 + 6 + 6 + 9 + 9 + 12 + 18	5,700	5,700	5,700	5,700	8,600	8,600	11,400	17,100
8	72	62,400	6 + 6 + 6 + 6 + 9 + 9 + 15 + 15	5,200	5,200	5,200	5,200	7,800	7,800	13,000	13,000
		68,400	6 + 6 + 6 + 6 + 9 + 9 + 15 + 15	5,700	5,700	5,700	5,700	8,600	8,600	14,300	14,300
8	72	62,400	6 + 6 + 6 + 9 + 9 + 9 + 9 + 18	5,200	5,200	5,200	7,800	7,800	7,800	7,800	15,600
		68,400	6 + 6 + 6 + 9 + 9 + 9 + 9 + 18	5,700	5,700	5,700	8,600	8,600	8,600	8,600	17,100
8	72	62,400	6 + 6 + 6 + 9 + 9 + 9 + 12 + 15	5,200	5,200	5,200	7,800	7,800	7,800	10,400	13,000
		68,400	6 + 6 + 6 + 9 + 9 + 9 + 12 + 15	5,700	5,700	5,700	8,600	8,600	8,600	11,400	14,300

MULTI-ZONE MATCHES



# MXZ-8C60NA2 INDOOR UNIT COMBINATIONS, contd.

**NON-DUCTED:**

# of indoor unit	Total Nominal Capacity (x1000 Btu/h)	Total Indoor Unit Capacity	Operational Performance for Indoor Unit Combinations (x1000 Btu/h) [Unit A + Unit B + Unit C + Unit D + Unit E + Unit F + Unit G + Unit H]	Cooling Capacity Range (Btu/h)							
				Heating Capacity Range (Btu/h)							
				Unit A	Unit B	Unit C	Unit D	Unit E	Unit F	Unit G	Unit H
8	72	62,400	6 + 6 + 6 + 9 + 9 + 12 + 12 + 12	5,200	5,200	5,200	7,800	7,800	10,400	10,400	10,400
		68,400	6 + 6 + 6 + 9 + 9 + 12 + 12 + 12	5,700	5,700	5,700	8,600	8,600	11,400	11,400	11,400
8	72	62,400	6 + 6 + 9 + 9 + 9 + 9 + 15	5,200	5,200	7,800	7,800	7,800	7,800	7,800	13,000
		68,400	6 + 6 + 9 + 9 + 9 + 9 + 15	5,700	5,700	8,600	8,600	8,600	8,600	8,600	14,300
8	72	62,400	6 + 6 + 9 + 9 + 9 + 12 + 12	5,200	5,200	7,800	7,800	7,800	7,800	10,400	10,400
		68,400	6 + 6 + 9 + 9 + 9 + 12 + 12	5,700	5,700	8,600	8,600	8,600	8,600	11,400	11,400
8	72	62,400	6 + 9 + 9 + 9 + 9 + 9 + 12	5,200	7,800	7,800	7,800	7,800	7,800	7,800	10,400
		68,400	6 + 9 + 9 + 9 + 9 + 9 + 12	5,700	8,600	8,600	8,600	8,600	8,600	8,600	11,400
8	72	62,400	9 + 9 + 9 + 9 + 9 + 9 + 9	7,800	7,800	7,800	7,800	7,800	7,800	7,800	7,800
		68,400	9 + 9 + 9 + 9 + 9 + 9 + 9	8,600	8,600	8,600	8,600	8,600	8,600	8,600	8,600
8	75	63,000	6 + 6 + 6 + 6 + 6 + 6 + 9 + 30	5,000	5,000	5,000	5,000	5,000	5,000	7,600	25,200
		69,000	6 + 6 + 6 + 6 + 6 + 6 + 9 + 30	5,500	5,500	5,500	5,500	5,500	5,500	8,200	28,000
8	75	63,000	6 + 6 + 6 + 6 + 6 + 15 + 24	5,000	5,000	5,000	5,000	5,000	5,000	12,600	20,200
		69,000	6 + 6 + 6 + 6 + 6 + 15 + 24	5,500	5,500	5,500	5,500	5,500	5,500	13,800	22,100
8	75	63,000	6 + 6 + 6 + 6 + 6 + 9 + 12 + 24	5,000	5,000	5,000	5,000	5,000	7,600	10,100	20,200
		69,000	6 + 6 + 6 + 6 + 6 + 9 + 12 + 24	5,500	5,500	5,500	5,500	5,500	8,300	11,000	22,100
8	75	63,000	6 + 6 + 6 + 6 + 6 + 9 + 18 + 18	5,000	5,000	5,000	5,000	5,000	7,600	15,100	15,100
		69,000	6 + 6 + 6 + 6 + 6 + 9 + 18 + 18	5,500	5,500	5,500	5,500	5,500	8,300	16,600	16,600
8	75	63,000	6 + 6 + 6 + 6 + 6 + 15 + 15 + 15	5,000	5,000	5,000	5,000	5,000	12,600	12,600	12,600
		69,000	6 + 6 + 6 + 6 + 6 + 15 + 15 + 15	5,500	5,500	5,500	5,500	5,500	13,800	13,800	13,800
8	75	63,000	6 + 6 + 6 + 6 + 9 + 9 + 24	5,000	5,000	5,000	5,000	7,600	7,600	7,600	20,200
		69,000	6 + 6 + 6 + 6 + 9 + 9 + 24	5,500	5,500	5,500	5,500	8,300	8,300	8,300	22,100
8	75	63,000	6 + 6 + 6 + 6 + 9 + 9 + 15 + 18	5,000	5,000	5,000	5,000	7,600	7,600	12,600	15,100
		69,000	6 + 6 + 6 + 6 + 9 + 9 + 15 + 18	5,500	5,500	5,500	5,500	8,300	8,300	13,800	16,600
8	75	63,000	6 + 6 + 6 + 9 + 9 + 12 + 18	5,000	5,000	5,000	7,600	7,600	7,600	10,100	15,100
		69,000	6 + 6 + 6 + 9 + 9 + 12 + 18	5,500	5,500	5,500	8,300	8,300	8,300	11,000	16,600
8	75	63,000	6 + 6 + 6 + 9 + 9 + 15 + 15	5,000	5,000	5,000	7,600	7,600	7,600	12,600	12,600
		69,000	6 + 6 + 6 + 9 + 9 + 15 + 15	5,500	5,500	5,500	8,300	8,300	8,300	13,800	13,800
8	75	63,000	6 + 6 + 6 + 9 + 9 + 12 + 12 + 15	5,000	5,000	5,000	7,600	7,600	10,100	10,100	12,600
		69,000	6 + 6 + 6 + 9 + 9 + 12 + 12 + 15	5,500	5,500	5,500	8,300	8,300	11,000	11,000	13,800
8	75	63,000	6 + 6 + 6 + 9 + 12 + 12 + 12 + 12	5,000	5,000	5,000	7,600	10,100	10,100	10,100	10,100
		69,000	6 + 6 + 6 + 9 + 12 + 12 + 12 + 12	5,500	5,500	5,500	8,300	11,000	11,000	11,000	11,000
8	75	63,000	6 + 6 + 9 + 9 + 9 + 9 + 18	5,000	5,000	7,600	7,600	7,600	7,600	7,600	15,100
		69,000	6 + 6 + 9 + 9 + 9 + 9 + 18	5,500	5,500	8,300	8,300	8,300	8,300	8,300	16,600
8	75	63,000	6 + 6 + 9 + 9 + 9 + 12 + 15	5,000	5,000	7,600	7,600	7,600	7,600	10,100	12,600
		69,000	6 + 6 + 9 + 9 + 9 + 12 + 15	5,500	5,500	8,300	8,300	8,300	8,300	11,000	13,800
8	75	63,000	6 + 6 + 9 + 9 + 9 + 12 + 12 + 12	5,000	5,000	7,600	7,600	7,600	10,100	10,100	10,100
		69,000	6 + 6 + 9 + 9 + 9 + 12 + 12 + 12	5,500	5,500	8,300	8,300	8,300	11,000	11,000	11,000
8	75	63,000	6 + 9 + 9 + 9 + 9 + 9 + 15	5,000	7,600	7,600	7,600	7,600	7,600	7,600	12,600
		69,000	6 + 9 + 9 + 9 + 9 + 9 + 15	5,500	8,300	8,300	8,300	8,300	8,300	8,300	13,800
8	75	63,000	9 + 9 + 9 + 9 + 9 + 9 + 12	7,600	7,600	7,600	7,600	7,600	7,600	7,600	10,100
		69,000	9 + 9 + 9 + 9 + 9 + 9 + 12	8,300	8,300	8,300	8,300	8,300	8,300	8,300	11,000
8	78	63,600	6 + 6 + 6 + 6 + 6 + 6 + 36	4,900	4,900	4,900	4,900	4,900	4,900	4,900	29,400
		69,600	6 + 6 + 6 + 6 + 6 + 6 + 36	5,300	5,300	5,300	5,300	5,300	5,300	5,300	32,800
8	78	63,600	6 + 6 + 6 + 6 + 6 + 12 + 30	4,900	4,900	4,900	4,900	4,900	4,900	9,800	24,500
		69,600	6 + 6 + 6 + 6 + 6 + 12 + 30	5,300	5,300	5,300	5,300	5,300	5,300	10,600	27,200
8	78	63,600	6 + 6 + 6 + 6 + 6 + 18 + 24	4,900	4,900	4,900	4,900	4,900	4,900	14,700	19,600
		69,600	6 + 6 + 6 + 6 + 6 + 18 + 24	5,400	5,400	5,400	5,400	5,400	5,400	16,100	21,400
8	78	63,600	6 + 6 + 6 + 6 + 6 + 9 + 30	4,900	4,900	4,900	4,900	4,900	7,300	7,300	24,500
		69,600	6 + 6 + 6 + 6 + 6 + 9 + 30	5,300	5,300	5,300	5,300	5,300	8,000	8,000	27,200
8	78	63,600	6 + 6 + 6 + 6 + 6 + 9 + 15 + 24	4,900	4,900	4,900	4,900	4,900	7,300	12,200	19,600
		69,600	6 + 6 + 6 + 6 + 6 + 9 + 15 + 24	5,400	5,400	5,400	5,400	5,400	8,000	13,400	21,400
8	78	63,600	6 + 6 + 6 + 6 + 6 + 12 + 24	4,900	4,900	4,900	4,900	4,900	9,800	9,800	19,600
		69,600	6 + 6 + 6 + 6 + 6 + 12 + 24	5,400	5,400	5,400	5,400	5,400	10,700	10,700	21,400
8	78	63,600	6 + 6 + 6 + 6 + 6 + 15 + 18	4,900	4,900	4,900	4,900	4,900	12,200	12,200	14,700
		69,600	6 + 6 + 6 + 6 + 6 + 15 + 18	5,400	5,400	5,400	5,400	5,400	13,400	13,400	16,100
8	78	63,600	6 + 6 + 6 + 6 + 9 + 9 + 12 + 24	4,900	4,900	4,900	4,900	7,300	7,300	9,800	19,600
		69,600	6 + 6 + 6 + 6 + 9 + 9 + 12 + 24	5,400	5,400	5,400	5,400	8,000	8,000	10,700	21,400
8	78	63,600	6 + 6 + 6 + 6 + 9 + 9 + 18 + 18	4,900	4,900	4,900	4,900	7,300	7,300	14,700	14,700
		69,600	6 + 6 + 6 + 6 + 9 + 9 + 18 + 18	5,400	5,400	5,400	5,400	8,000	8,000	16,100	16,100

MULTI-ZONE MATCHES

# MXZ-8C60NA2 INDOOR UNIT COMBINATIONS, contd.

**NON-DUCTED:**

# of indoor unit	Total Nominal Capacity (x1000 Btu/h)	Total Indoor Unit Capacity	Operational Performance for Indoor Unit Combinations (x1000 Btu/h) [Unit A + Unit B + Unit C + Unit D + Unit E + Unit F + Unit G + Unit H]	Cooling Capacity Range (Btu/h)							
				Heating Capacity Range (Btu/h)							
				Unit A	Unit B	Unit C	Unit D	Unit E	Unit F	Unit G	Unit H
8	78	63,600	6 + 6 + 6 + 9 + 9 + 9 + 9 + 24	4,900	4,900	4,900	7,300	7,300	7,300	7,300	19,600
		69,600	6 + 6 + 6 + 9 + 9 + 9 + 9 + 24	5,400	5,400	5,400	8,000	8,000	8,000	8,000	21,400
8	78	63,600	6 + 6 + 6 + 9 + 9 + 9 + 15 + 18	4,900	4,900	4,900	7,300	7,300	7,300	12,200	14,700
		69,600	6 + 6 + 6 + 9 + 9 + 9 + 15 + 18	5,400	5,400	5,400	8,000	8,000	8,000	13,400	16,100
8	78	63,600	6 + 6 + 6 + 9 + 9 + 12 + 12 + 18	4,900	4,900	4,900	7,300	7,300	9,800	9,800	14,700
		69,600	6 + 6 + 6 + 9 + 9 + 12 + 12 + 18	5,400	5,400	5,400	8,000	8,000	10,700	10,700	16,100
8	78	63,600	6 + 6 + 6 + 9 + 12 + 12 + 12 + 15	4,900	4,900	4,900	7,300	9,800	9,800	9,800	12,200
		69,600	6 + 6 + 6 + 9 + 12 + 12 + 12 + 15	5,400	5,400	5,400	8,000	10,700	10,700	10,700	13,400
8	78	63,600	6 + 6 + 6 + 12 + 12 + 12 + 12 + 12	4,900	4,900	4,900	9,800	9,800	9,800	9,800	9,800
		69,600	6 + 6 + 6 + 12 + 12 + 12 + 12 + 12	5,400	5,400	5,400	10,700	10,700	10,700	10,700	10,700
8	78	63,600	6 + 6 + 9 + 9 + 9 + 9 + 12 + 18	4,900	4,900	7,300	7,300	7,300	7,300	9,800	14,700
		69,600	6 + 6 + 9 + 9 + 9 + 9 + 12 + 18	5,400	5,400	8,000	8,000	8,000	8,000	10,700	16,100
8	78	63,600	6 + 6 + 9 + 9 + 9 + 9 + 15 + 15	4,900	4,900	7,300	7,300	7,300	7,300	12,200	12,200
		69,600	6 + 6 + 9 + 9 + 9 + 9 + 15 + 15	5,400	5,400	8,000	8,000	8,000	8,000	13,400	13,400
8	78	63,600	6 + 6 + 9 + 9 + 9 + 12 + 12 + 15	4,900	4,900	7,300	7,300	7,300	9,800	9,800	12,200
		69,600	6 + 6 + 9 + 9 + 9 + 12 + 12 + 15	5,400	5,400	8,000	8,000	8,000	10,700	10,700	13,400
8	78	63,600	6 + 6 + 9 + 9 + 12 + 12 + 12 + 12	4,900	4,900	7,300	7,300	9,800	9,800	9,800	9,800
		69,600	6 + 6 + 9 + 9 + 12 + 12 + 12 + 12	5,400	5,400	8,000	8,000	10,700	10,700	10,700	10,700
8	78	63,600	6 + 9 + 9 + 9 + 9 + 9 + 9 + 18	4,900	7,300	7,300	7,300	7,300	7,300	7,300	14,700
		69,600	6 + 9 + 9 + 9 + 9 + 9 + 9 + 18	5,400	8,000	8,000	8,000	8,000	8,000	8,000	16,100
8	78	63,600	9 + 9 + 9 + 9 + 9 + 9 + 9 + 15	7,300	7,300	7,300	7,300	7,300	7,300	7,300	12,200
		69,600	9 + 9 + 9 + 9 + 9 + 9 + 9 + 15	8,000	8,000	8,000	8,000	8,000	8,000	8,000	13,400

MULTI-ZONE MATCHES



# MXZ-8C60NA2 INDOOR UNIT COMBINATIONS, contd.

DUCTED:

# of indoor unit	Total Nominal Capacity (x1000 Btu/h)	Total Indoor Unit Capacity	Operational Performance for Indoor Unit Combinations (x1000 Btu/h) [Unit A + Unit B + Unit C + Unit D + Unit E + Unit F + Unit G + Unit H]	Cooling Capacity Range (Btu/h)								
				Heating Capacity Range (Btu/h)								
				Unit A	Unit B	Unit C	Unit D	Unit E	Unit F	Unit G	Unit H	
1	9	9,000	9	9,000	0	0	0	0	0	0	0	0
		10,300	9	10,300	0	0	0	0	0	0	0	0
1	12	12,000	12	12,000	0	0	0	0	0	0	0	0
		13,600	12	13,600	0	0	0	0	0	0	0	0
1	15	15,000	15	15,000	0	0	0	0	0	0	0	0
		16,900	15	16,900	0	0	0	0	0	0	0	0
1	18	18,000	18	18,000	0	0	0	0	0	0	0	0
		20,200	18	20,200	0	0	0	0	0	0	0	0
1	24	24,000	24	24,000	0	0	0	0	0	0	0	0
		26,800	24	26,800	0	0	0	0	0	0	0	0
1	30	30,000	30	30,000	0	0	0	0	0	0	0	0
		33,400	30	33,400	0	0	0	0	0	0	0	0
1	36	36,000	36	36,000	0	0	0	0	0	0	0	0
		40,000	36	40,000	0	0	0	0	0	0	0	0
2	18	18,000	9 + 9	9,000	9,000	0	0	0	0	0	0	0
		20,200	9 + 9	10,100	10,100	0	0	0	0	0	0	0
2	21	21,000	9 + 12	9,000	12,000	0	0	0	0	0	0	0
		23,500	9 + 12	10,100	13,400	0	0	0	0	0	0	0
2	24	24,000	9 + 15	9,000	15,000	0	0	0	0	0	0	0
		26,800	9 + 15	10,100	16,800	0	0	0	0	0	0	0
2	24	24,000	12 + 12	12,000	12,000	0	0	0	0	0	0	0
		26,800	12 + 12	13,400	13,400	0	0	0	0	0	0	0
2	27	27,000	9 + 18	9,000	18,000	0	0	0	0	0	0	0
		30,100	9 + 18	10,000	20,100	0	0	0	0	0	0	0
2	27	27,000	12 + 15	12,000	15,000	0	0	0	0	0	0	0
		30,100	12 + 15	13,400	16,700	0	0	0	0	0	0	0
2	30	30,000	12 + 18	12,000	18,000	0	0	0	0	0	0	0
		33,400	12 + 18	13,400	20,000	0	0	0	0	0	0	0
2	30	30,000	15 + 15	15,000	15,000	0	0	0	0	0	0	0
		33,400	15 + 15	16,700	16,700	0	0	0	0	0	0	0
2	33	33,000	9 + 24	9,000	24,000	0	0	0	0	0	0	0
		36,700	9 + 24	10,000	26,700	0	0	0	0	0	0	0
2	33	33,000	15 + 18	15,000	18,000	0	0	0	0	0	0	0
		36,700	15 + 18	16,700	20,000	0	0	0	0	0	0	0
2	36	36,000	12 + 24	12,000	24,000	0	0	0	0	0	0	0
		40,000	12 + 24	13,300	26,700	0	0	0	0	0	0	0
2	36	36,000	18 + 18	18,000	18,000	0	0	0	0	0	0	0
		40,000	18 + 18	20,000	20,000	0	0	0	0	0	0	0
2	39	39,000	9 + 30	9,000	30,000	0	0	0	0	0	0	0
		43,200	9 + 30	9,800	33,400	0	0	0	0	0	0	0
2	39	39,000	15 + 24	15,000	24,000	0	0	0	0	0	0	0
		43,200	15 + 24	16,600	26,600	0	0	0	0	0	0	0
2	42	42,000	12 + 30	12,000	30,000	0	0	0	0	0	0	0
		46,500	12 + 30	13,100	33,400	0	0	0	0	0	0	0
2	42	42,000	18 + 24	18,000	24,000	0	0	0	0	0	0	0
		46,500	18 + 24	19,900	26,600	0	0	0	0	0	0	0
2	45	45,000	9 + 36	9,000	36,000	0	0	0	0	0	0	0
		49,800	9 + 36	9,600	40,200	0	0	0	0	0	0	0
2	45	45,000	15 + 30	15,000	30,000	0	0	0	0	0	0	0
		49,800	15 + 30	16,300	33,500	0	0	0	0	0	0	0
2	48	48,000	12 + 36	12,000	36,000	0	0	0	0	0	0	0
		53,100	12 + 36	12,900	40,200	0	0	0	0	0	0	0
2	48	48,000	18 + 30	18,000	30,000	0	0	0	0	0	0	0
		53,100	18 + 30	19,600	33,500	0	0	0	0	0	0	0
2	48	48,000	24 + 24	24,000	24,000	0	0	0	0	0	0	0
		53,100	24 + 24	26,600	26,600	0	0	0	0	0	0	0
2	51	51,000	15 + 36	15,000	36,000	0	0	0	0	0	0	0
		56,400	15 + 36	16,100	40,300	0	0	0	0	0	0	0
2	54	54,000	18 + 36	18,000	36,000	0	0	0	0	0	0	0
		59,700	18 + 36	19,400	40,300	0	0	0	0	0	0	0

MULTI-ZONE MATCHES

# MXZ-8C60NA2 INDOOR UNIT COMBINATIONS, contd.

DUCTED:

# of indoor unit	Total Nominal Capacity (x1000 Btu/h)	Total Indoor Unit Capacity	Operational Performance for Indoor Unit Combinations (x1000 Btu/h) [Unit A + Unit B + Unit C + Unit D + Unit E + Unit F + Unit G + Unit H]	Cooling Capacity Range (Btu/h)							
				Heating Capacity Range (Btu/h)							
				Unit A	Unit B	Unit C	Unit D	Unit E	Unit F	Unit G	Unit H
2	54	54,000	24 + 30	24,000	30,000	0	0	0	0	0	0
		59,700	24 + 30	26,200	33,500	0	0	0	0	0	0
2	60	60,000	24 + 36	24,000	36,000	0	0	0	0	0	0
		66,000	24 + 36	25,800	40,200	0	0	0	0	0	0
2	60	60,000	30 + 30	30,000	30,000	0	0	0	0	0	0
		66,000	30 + 30	33,000	33,000	0	0	0	0	0	0
2	66	61,200	30 + 36	27,800	33,400	0	0	0	0	0	0
		67,200	30 + 36	30,300	36,900	0	0	0	0	0	0
2	72	62,400	36 + 36	31,200	31,200	0	0	0	0	0	0
		68,400	36 + 36	34,200	34,200	0	0	0	0	0	0
3	27	27,000	9 + 9 + 9	9,000	9,000	9,000	0	0	0	0	0
		30,100	9 + 9 + 9	10,000	10,000	10,000	0	0	0	0	0
3	30	30,000	9 + 9 + 12	9,000	9,000	12,000	0	0	0	0	0
		33,400	9 + 9 + 12	10,000	10,000	13,400	0	0	0	0	0
3	33	33,000	9 + 9 + 15	9,000	9,000	15,000	0	0	0	0	0
		36,700	9 + 9 + 15	10,000	10,000	16,700	0	0	0	0	0
3	33	33,000	9 + 12 + 12	9,000	12,000	12,000	0	0	0	0	0
		36,700	9 + 12 + 12	10,000	13,300	13,300	0	0	0	0	0
3	36	36,000	9 + 9 + 18	9,000	9,000	18,000	0	0	0	0	0
		40,000	9 + 9 + 18	10,000	10,000	20,000	0	0	0	0	0
3	36	36,000	9 + 9 + 18	9,000	9,000	18,000	0	0	0	0	0
		40,000	9 + 9 + 18	10,000	10,000	20,000	0	0	0	0	0
3	36	36,000	9 + 12 + 15	9,000	12,000	15,000	0	0	0	0	0
		40,000	9 + 12 + 15	10,000	13,300	16,700	0	0	0	0	0
3	36	36,000	12 + 12 + 12	12,000	12,000	12,000	0	0	0	0	0
		40,000	12 + 12 + 12	13,300	13,300	13,300	0	0	0	0	0
3	39	39,000	9 + 12 + 18	9,000	12,000	18,000	0	0	0	0	0
		43,200	9 + 12 + 18	10,000	13,300	19,900	0	0	0	0	0
3	39	39,000	9 + 15 + 15	9,000	15,000	15,000	0	0	0	0	0
		43,200	9 + 15 + 15	10,000	16,600	16,600	0	0	0	0	0
3	39	39,000	12 + 12 + 15	12,000	12,000	15,000	0	0	0	0	0
		43,200	12 + 12 + 15	13,300	13,300	16,600	0	0	0	0	0
3	42	42,000	9 + 9 + 24	9,000	9,000	24,000	0	0	0	0	0
		46,500	9 + 9 + 24	10,000	10,000	26,600	0	0	0	0	0
3	42	42,000	9 + 15 + 18	9,000	15,000	18,000	0	0	0	0	0
		46,500	9 + 15 + 18	10,000	16,600	19,900	0	0	0	0	0
3	42	42,000	12 + 12 + 18	12,000	12,000	18,000	0	0	0	0	0
		46,500	12 + 12 + 18	13,300	13,300	19,900	0	0	0	0	0
3	42	42,000	12 + 15 + 15	12,000	15,000	15,000	0	0	0	0	0
		46,500	12 + 15 + 15	13,300	16,600	16,600	0	0	0	0	0
3	45	45,000	9 + 12 + 24	9,000	12,000	24,000	0	0	0	0	0
		49,800	9 + 12 + 24	10,000	13,300	26,600	0	0	0	0	0
3	45	45,000	9 + 18 + 18	9,000	18,000	18,000	0	0	0	0	0
		49,800	9 + 18 + 18	10,000	19,900	19,900	0	0	0	0	0
3	45	45,000	12 + 15 + 18	12,000	15,000	18,000	0	0	0	0	0
		49,800	12 + 15 + 18	13,300	16,600	19,900	0	0	0	0	0
3	45	45,000	15 + 15 + 15	15,000	15,000	15,000	0	0	0	0	0
		49,800	15 + 15 + 15	16,600	16,600	16,600	0	0	0	0	0
3	48	48,000	9 + 9 + 30	9,000	9,000	30,000	0	0	0	0	0
		53,100	9 + 9 + 30	9,800	9,800	33,500	0	0	0	0	0
3	48	48,000	9 + 15 + 24	9,000	15,000	24,000	0	0	0	0	0
		53,100	9 + 15 + 24	10,000	16,600	26,600	0	0	0	0	0
3	48	48,000	12 + 12 + 24	12,000	12,000	24,000	0	0	0	0	0
		53,100	12 + 12 + 24	13,300	13,300	26,600	0	0	0	0	0
3	48	48,000	12 + 18 + 18	12,000	18,000	18,000	0	0	0	0	0
		53,100	12 + 18 + 18	13,300	19,900	19,900	0	0	0	0	0
3	48	48,000	15 + 15 + 18	15,000	15,000	18,000	0	0	0	0	0
		53,100	15 + 15 + 18	16,600	16,600	19,900	0	0	0	0	0
3	51	51,000	9 + 12 + 30	9,000	12,000	30,000	0	0	0	0	0
		56,400	9 + 12 + 30	9,800	13,100	33,500	0	0	0	0	0

MULTI-ZONE MATCHES



# MXZ-8C60NA2 INDOOR UNIT COMBINATIONS, contd.

DUCTED:

# of indoor unit	Total Nominal Capacity (x1000 Btu/h)	Total Indoor Unit Capacity	Operational Performance for Indoor Unit Combinations (x1000 Btu/h) [Unit A + Unit B + Unit C + Unit D + Unit E + Unit F + Unit G + Unit H]	Cooling Capacity Range (Btu/h)							
				Heating Capacity Range (Btu/h)							
				Unit A	Unit B	Unit C	Unit D	Unit E	Unit F	Unit G	Unit H
3	51	51,000	9 + 18 + 24	9,000	18,000	24,000	0	0	0	0	0
		56,400	9 + 18 + 24	10,000	19,900	26,500	0	0	0	0	0
3	51	51,000	12 + 15 + 24	12,000	15,000	24,000	0	0	0	0	0
		56,400	12 + 15 + 24	13,300	16,600	26,500	0	0	0	0	0
3	51	51,000	15 + 18 + 18	15,000	18,000	18,000	0	0	0	0	0
		56,400	15 + 18 + 18	16,600	19,900	19,900	0	0	0	0	0
3	54	54,000	9 + 9 + 36	9,000	9,000	36,000	0	0	0	0	0
		59,700	9 + 9 + 36	9,700	9,700	40,300	0	0	0	0	0
3	54	54,000	9 + 15 + 30	9,000	15,000	30,000	0	0	0	0	0
		59,700	9 + 15 + 30	9,800	16,400	33,500	0	0	0	0	0
3	54	54,000	12 + 12 + 30	12,000	12,000	30,000	0	0	0	0	0
		59,700	12 + 12 + 30	13,100	13,100	33,500	0	0	0	0	0
3	54	54,000	12 + 18 + 24	12,000	18,000	24,000	0	0	0	0	0
		59,700	12 + 18 + 24	13,300	19,900	26,500	0	0	0	0	0
3	54	54,000	15 + 15 + 24	15,000	15,000	24,000	0	0	0	0	0
		59,700	15 + 15 + 24	16,600	16,600	26,500	0	0	0	0	0
3	57	57,000	9 + 12 + 36	9,000	12,000	36,000	0	0	0	0	0
		63,000	9 + 12 + 36	9,700	12,900	40,400	0	0	0	0	0
3	57	57,000	9 + 18 + 30	9,000	18,000	30,000	0	0	0	0	0
		63,000	9 + 18 + 30	9,800	19,600	33,500	0	0	0	0	0
3	57	57,000	9 + 24 + 24	9,000	24,000	24,000	0	0	0	0	0
		63,000	9 + 24 + 24	9,900	26,500	26,500	0	0	0	0	0
3	57	57,000	12 + 15 + 30	12,000	15,000	30,000	0	0	0	0	0
		63,000	12 + 15 + 30	13,100	16,400	33,500	0	0	0	0	0
3	60	60,000	9 + 15 + 36	9,000	15,000	36,000	0	0	0	0	0
		66,000	9 + 15 + 36	9,700	16,100	40,200	0	0	0	0	0
3	60	60,000	12 + 12 + 36	12,000	12,000	36,000	0	0	0	0	0
		66,000	12 + 12 + 36	12,900	12,900	40,200	0	0	0	0	0
3	60	60,000	12 + 18 + 30	12,000	18,000	30,000	0	0	0	0	0
		66,000	12 + 18 + 30	13,000	19,600	33,400	0	0	0	0	0
3	60	60,000	12 + 24 + 24	12,000	24,000	24,000	0	0	0	0	0
		66,000	12 + 24 + 24	13,200	26,400	26,400	0	0	0	0	0
3	60	60,000	15 + 15 + 30	15,000	15,000	30,000	0	0	0	0	0
		66,000	15 + 15 + 30	16,300	16,300	33,400	0	0	0	0	0
3	60	60,000	18 + 18 + 24	18,000	18,000	24,000	0	0	0	0	0
		66,000	18 + 18 + 24	19,800	19,800	26,400	0	0	0	0	0
3	63	60,600	9 + 18 + 36	8,700	17,300	34,600	0	0	0	0	0
		66,600	9 + 18 + 36	9,300	18,600	38,700	0	0	0	0	0
3	63	60,600	9 + 24 + 30	8,700	23,100	28,900	0	0	0	0	0
		66,600	9 + 24 + 30	9,400	25,100	32,100	0	0	0	0	0
3	63	60,600	12 + 15 + 36	11,500	14,400	34,600	0	0	0	0	0
		66,600	12 + 15 + 36	12,400	15,500	38,700	0	0	0	0	0
3	66	61,200	12 + 18 + 36	11,100	16,700	33,400	0	0	0	0	0
		67,200	12 + 18 + 36	11,900	17,900	37,300	0	0	0	0	0
3	66	61,200	12 + 24 + 30	11,100	22,300	27,800	0	0	0	0	0
		67,200	12 + 24 + 30	12,100	24,200	31,000	0	0	0	0	0
3	66	61,200	15 + 15 + 36	13,900	13,900	33,400	0	0	0	0	0
		67,200	15 + 15 + 36	14,900	14,900	37,300	0	0	0	0	0
3	66	61,200	18 + 18 + 30	16,700	16,700	27,800	0	0	0	0	0
		67,200	18 + 18 + 30	18,100	18,100	31,000	0	0	0	0	0
3	66	61,200	18 + 24 + 24	16,700	22,300	22,300	0	0	0	0	0
		67,200	18 + 24 + 24	18,300	24,400	24,400	0	0	0	0	0
3	69	61,800	9 + 24 + 36	8,100	21,500	32,200	0	0	0	0	0
		67,800	9 + 24 + 36	8,700	23,100	36,100	0	0	0	0	0
3	69	61,800	9 + 30 + 30	8,100	26,900	26,900	0	0	0	0	0
		67,800	9 + 30 + 30	8,700	29,600	29,600	0	0	0	0	0
3	72	62,400	12 + 24 + 36	10,400	20,800	31,200	0	0	0	0	0
		68,400	12 + 24 + 36	11,200	22,300	34,900	0	0	0	0	0
3	72	62,400	12 + 30 + 30	10,400	26,000	26,000	0	0	0	0	0
		68,400	12 + 30 + 30	11,200	28,600	28,600	0	0	0	0	0

MULTI-ZONE MATCHES

# MXZ-8C60NA2 INDOOR UNIT COMBINATIONS, contd.

DUCTED:

# of indoor unit	Total Nominal Capacity (x1000 Btu/h)	Total Indoor Unit Capacity	Operational Performance for Indoor Unit Combinations (x1000 Btu/h) [Unit A + Unit B + Unit C + Unit D + Unit E + Unit F + Unit G + Unit H]	Cooling Capacity Range (Btu/h)							
				Heating Capacity Range (Btu/h)							
				Unit A	Unit B	Unit C	Unit D	Unit E	Unit F	Unit G	Unit H
3	72	62,400	18 + 18 + 36	15,600	15,600	31,200	0	0	0	0	0
		68,400	18 + 18 + 36	16,800	16,800	34,900	0	0	0	0	0
3	72	62,400	18 + 24 + 30	15,600	20,800	26,000	0	0	0	0	0
		68,400	18 + 24 + 30	16,900	22,600	28,900	0	0	0	0	0
3	72	62,400	24 + 24 + 24	20,800	20,800	20,800	0	0	0	0	0
		68,400	24 + 24 + 24	22,800	22,800	22,800	0	0	0	0	0
3	75	63,000	9 + 30 + 36	7,600	25,200	30,200	0	0	0	0	0
		69,000	9 + 30 + 36	8,000	27,500	33,500	0	0	0	0	0
3	78	63,600	12 + 30 + 36	9,800	24,500	29,400	0	0	0	0	0
		69,600	12 + 30 + 36	10,400	26,700	32,500	0	0	0	0	0
3	78	63,600	18 + 24 + 36	14,700	19,600	29,400	0	0	0	0	0
		69,600	18 + 24 + 36	15,800	21,000	32,800	0	0	0	0	0
3	78	63,600	24 + 24 + 30	19,600	19,600	24,500	0	0	0	0	0
		69,600	24 + 24 + 30	21,200	21,200	27,200	0	0	0	0	0
4	36	36,000	9 + 9 + 9 + 9	9,000	9,000	9,000	9,000	0	0	0	0
		40,000	9 + 9 + 9 + 9	10,000	10,000	10,000	10,000	0	0	0	0
4	39	39,000	9 + 9 + 9 + 12	9,000	9,000	9,000	12,000	0	0	0	0
		43,200	9 + 9 + 9 + 12	10,000	10,000	10,000	13,300	0	0	0	0
4	42	42,000	9 + 9 + 9 + 15	9,000	9,000	9,000	15,000	0	0	0	0
		46,500	9 + 9 + 9 + 15	10,000	10,000	10,000	16,600	0	0	0	0
4	42	42,000	9 + 9 + 12 + 12	9,000	9,000	12,000	12,000	0	0	0	0
		46,500	9 + 9 + 12 + 12	10,000	10,000	13,300	13,300	0	0	0	0
4	45	45,000	9 + 9 + 9 + 18	9,000	9,000	9,000	18,000	0	0	0	0
		49,800	9 + 9 + 9 + 18	10,000	10,000	10,000	19,900	0	0	0	0
4	45	45,000	9 + 9 + 12 + 15	9,000	9,000	12,000	15,000	0	0	0	0
		49,800	9 + 9 + 12 + 15	10,000	10,000	13,300	16,600	0	0	0	0
4	45	48,000	9 + 12 + 12 + 12	9,600	12,800	12,800	12,800	0	0	0	0
		49,800	9 + 12 + 12 + 12	10,000	13,300	13,300	13,300	0	0	0	0
4	48	48,000	9 + 9 + 12 + 18	9,000	9,000	12,000	18,000	0	0	0	0
		53,100	9 + 9 + 12 + 18	10,000	10,000	13,300	19,900	0	0	0	0
4	48	45,000	9 + 9 + 15 + 15	8,400	8,400	14,100	14,100	0	0	0	0
		53,100	9 + 9 + 15 + 15	10,000	10,000	16,600	16,600	0	0	0	0
4	48	48,000	9 + 12 + 12 + 15	9,000	12,000	12,000	15,000	0	0	0	0
		53,100	9 + 12 + 12 + 15	10,000	13,300	13,300	16,600	0	0	0	0
4	48	48,000	12 + 12 + 12 + 12	12,000	12,000	12,000	12,000	0	0	0	0
		53,100	12 + 12 + 12 + 12	13,300	13,300	13,300	13,300	0	0	0	0
4	51	51,000	9 + 9 + 9 + 24	9,000	9,000	9,000	24,000	0	0	0	0
		56,400	9 + 9 + 9 + 24	10,000	10,000	10,000	26,500	0	0	0	0
4	51	51,000	9 + 9 + 15 + 18	9,000	9,000	15,000	18,000	0	0	0	0
		56,400	9 + 9 + 15 + 18	10,000	10,000	16,600	19,900	0	0	0	0
4	51	51,000	9 + 12 + 12 + 18	9,000	12,000	12,000	18,000	0	0	0	0
		56,400	9 + 12 + 12 + 18	10,000	13,300	13,300	19,900	0	0	0	0
4	51	51,000	9 + 12 + 15 + 15	9,000	12,000	15,000	15,000	0	0	0	0
		56,400	9 + 12 + 15 + 15	10,000	13,300	16,600	16,600	0	0	0	0
4	51	51,000	12 + 12 + 12 + 15	12,000	12,000	12,000	15,000	0	0	0	0
		56,400	12 + 12 + 12 + 15	13,300	13,300	13,300	16,600	0	0	0	0
4	54	54,000	9 + 9 + 12 + 24	9,000	9,000	12,000	24,000	0	0	0	0
		59,700	9 + 9 + 12 + 24	10,000	10,000	13,300	26,500	0	0	0	0
4	54	54,000	9 + 9 + 18 + 18	9,000	9,000	18,000	18,000	0	0	0	0
		59,700	9 + 9 + 18 + 18	10,000	10,000	19,900	19,900	0	0	0	0
4	54	54,000	9 + 12 + 15 + 18	9,000	12,000	15,000	18,000	0	0	0	0
		59,700	9 + 12 + 15 + 18	10,000	13,300	16,600	19,900	0	0	0	0
4	54	54,000	9 + 15 + 15 + 15	9,000	15,000	15,000	15,000	0	0	0	0
		59,700	9 + 15 + 15 + 15	10,000	16,600	16,600	16,600	0	0	0	0
4	54	54,000	12 + 12 + 12 + 18	12,000	12,000	12,000	18,000	0	0	0	0
		59,700	12 + 12 + 12 + 18	13,300	13,300	13,300	19,900	0	0	0	0
4	54	54,000	12 + 12 + 15 + 15	12,000	12,000	15,000	15,000	0	0	0	0
		59,700	12 + 12 + 15 + 15	13,300	13,300	16,600	16,600	0	0	0	0
4	57	57,000	9 + 9 + 9 + 30	9,000	9,000	9,000	30,000	0	0	0	0
		63,000	9 + 9 + 9 + 30	9,800	9,800	9,800	33,500	0	0	0	0

MULTI-ZONE MATCHES



# MXZ-8C60NA2 INDOOR UNIT COMBINATIONS, contd.

DUCTED:

# of indoor unit	Total Nominal Capacity (x1000 Btu/h)	Total Indoor Unit Capacity	Operational Performance for Indoor Unit Combinations (x1000 Btu/h) [Unit A + Unit B + Unit C + Unit D + Unit E + Unit F + Unit G + Unit H]	Cooling Capacity Range (Btu/h)							
				Heating Capacity Range (Btu/h)							
				Unit A	Unit B	Unit C	Unit D	Unit E	Unit F	Unit G	Unit H
4	57	57,000	9 + 9 + 15 + 24	9,000	9,000	15,000	24,000	0	0	0	0
		63,000	9 + 9 + 15 + 24	9,900	9,900	16,600	26,500	0	0	0	0
4	57	57,000	9 + 12 + 12 + 24	9,000	12,000	12,000	24,000	0	0	0	0
		63,000	9 + 12 + 12 + 24	9,900	13,300	13,300	26,500	0	0	0	0
4	57	57,000	9 + 12 + 18 + 18	9,000	12,000	18,000	18,000	0	0	0	0
		63,000	9 + 12 + 18 + 18	9,900	13,300	19,900	19,900	0	0	0	0
4	57	57,000	9 + 15 + 15 + 18	9,000	15,000	15,000	18,000	0	0	0	0
		63,000	9 + 15 + 15 + 18	9,900	16,600	16,600	19,900	0	0	0	0
4	57	57,000	12 + 12 + 15 + 18	12,000	12,000	15,000	18,000	0	0	0	0
		63,000	12 + 12 + 15 + 18	13,300	13,300	16,600	19,900	0	0	0	0
4	57	57,000	12 + 15 + 15 + 15	12,000	15,000	15,000	15,000	0	0	0	0
		63,000	12 + 15 + 15 + 15	13,300	16,600	16,600	16,600	0	0	0	0
4	60	60,000	9 + 9 + 12 + 30	9,000	9,000	12,000	30,000	0	0	0	0
		66,000	9 + 9 + 12 + 30	9,800	9,800	13,000	33,400	0	0	0	0
4	60	60,000	9 + 9 + 18 + 24	9,000	9,000	18,000	24,000	0	0	0	0
		66,000	9 + 9 + 18 + 24	9,900	9,900	19,800	26,400	0	0	0	0
4	60	60,000	9 + 12 + 15 + 24	9,000	12,000	15,000	24,000	0	0	0	0
		66,000	9 + 12 + 15 + 24	9,900	13,200	16,500	26,400	0	0	0	0
4	60	60,000	9 + 15 + 18 + 18	9,000	15,000	18,000	18,000	0	0	0	0
		66,000	9 + 15 + 18 + 18	9,900	16,500	19,800	19,800	0	0	0	0
4	60	60,000	12 + 12 + 12 + 24	12,000	12,000	12,000	24,000	0	0	0	0
		66,000	12 + 12 + 12 + 24	13,200	13,200	13,200	26,400	0	0	0	0
4	60	60,000	12 + 12 + 18 + 18	12,000	12,000	18,000	18,000	0	0	0	0
		66,000	12 + 12 + 18 + 18	13,200	13,200	19,800	19,800	0	0	0	0
4	60	60,000	12 + 15 + 15 + 18	12,000	15,000	15,000	18,000	0	0	0	0
		66,000	12 + 15 + 15 + 18	13,200	16,500	16,500	19,800	0	0	0	0
4	60	60,000	15 + 15 + 15 + 15	15,000	15,000	15,000	15,000	0	0	0	0
		66,000	15 + 15 + 15 + 15	16,500	16,500	16,500	16,500	0	0	0	0
4	63	60,600	9 + 9 + 9 + 36	8,700	8,700	8,700	34,600	0	0	0	0
		66,600	9 + 9 + 9 + 36	9,300	9,300	9,300	38,700	0	0	0	0
4	63	60,600	9 + 9 + 15 + 30	8,700	8,700	14,400	28,900	0	0	0	0
		66,600	9 + 9 + 15 + 30	9,400	9,400	15,700	32,100	0	0	0	0
4	63	60,600	9 + 12 + 12 + 30	8,700	11,500	11,500	28,900	0	0	0	0
		66,600	9 + 12 + 12 + 30	9,400	12,500	12,500	32,100	0	0	0	0
4	63	60,600	9 + 12 + 18 + 24	8,700	11,500	17,300	23,100	0	0	0	0
		66,600	9 + 12 + 18 + 24	9,500	12,700	19,000	25,400	0	0	0	0
4	63	60,600	9 + 15 + 15 + 24	8,700	14,400	14,400	23,100	0	0	0	0
		66,600	9 + 15 + 15 + 24	9,500	15,900	15,900	25,400	0	0	0	0
4	63	60,600	9 + 18 + 18 + 18	8,700	17,300	17,300	17,300	0	0	0	0
		66,600	9 + 18 + 18 + 18	9,500	19,000	19,000	19,000	0	0	0	0
4	63	60,600	12 + 12 + 15 + 24	11,500	11,500	14,400	23,100	0	0	0	0
		66,600	12 + 12 + 15 + 24	12,700	12,700	15,900	25,400	0	0	0	0
4	63	60,600	12 + 15 + 18 + 18	11,500	14,400	17,300	17,300	0	0	0	0
		66,600	12 + 15 + 18 + 18	12,700	15,900	19,000	19,000	0	0	0	0
4	63	60,600	15 + 15 + 15 + 18	14,400	14,400	14,400	17,300	0	0	0	0
		66,600	15 + 15 + 15 + 18	15,900	15,900	15,900	19,000	0	0	0	0
4	66	61,200	9 + 9 + 12 + 36	8,300	8,300	11,100	33,400	0	0	0	0
		67,200	9 + 9 + 12 + 36	9,000	9,000	11,900	37,300	0	0	0	0
4	66	61,200	9 + 9 + 18 + 30	8,300	8,300	16,700	27,800	0	0	0	0
		67,200	9 + 9 + 18 + 30	9,100	9,100	18,100	31,000	0	0	0	0
4	66	61,200	9 + 9 + 24 + 24	8,300	8,300	22,300	22,300	0	0	0	0
		67,200	9 + 9 + 24 + 24	9,200	9,200	24,400	24,400	0	0	0	0
4	66	61,200	9 + 12 + 15 + 30	8,300	11,100	13,900	27,800	0	0	0	0
		67,200	9 + 12 + 15 + 30	9,100	12,100	15,100	31,000	0	0	0	0
4	66	61,200	9 + 15 + 18 + 24	8,300	13,900	16,700	22,300	0	0	0	0
		67,200	9 + 15 + 18 + 24	9,200	15,300	18,300	24,400	0	0	0	0
4	66	61,200	12 + 12 + 12 + 30	11,100	11,100	11,100	27,800	0	0	0	0
		67,200	12 + 12 + 12 + 30	12,100	12,100	12,100	31,000	0	0	0	0
4	66	61,200	12 + 12 + 18 + 24	11,100	11,100	16,700	22,300	0	0	0	0
		67,200	12 + 12 + 18 + 24	12,200	12,200	18,300	24,400	0	0	0	0

MULTI-ZONE MATCHES

# MXZ-8C60NA2 INDOOR UNIT COMBINATIONS, contd.

DUCTED:

# of indoor unit	Total Nominal Capacity (x1000 Btu/h)	Total Indoor Unit Capacity	Operational Performance for Indoor Unit Combinations (x1000 Btu/h) [Unit A + Unit B + Unit C + Unit D + Unit E + Unit F + Unit G + Unit H]	Cooling Capacity Range (Btu/h)							
				Heating Capacity Range (Btu/h)							
				Unit A	Unit B	Unit C	Unit D	Unit E	Unit F	Unit G	Unit H
4	66	61,200	12 + 15 + 15 + 24	11,100	13,900	13,900	22,300	0	0	0	0
		67,200	12 + 15 + 15 + 24	12,200	15,300	15,300	24,400	0	0	0	0
4	66	61,200	12 + 18 + 18 + 18	11,100	16,700	16,700	16,700	0	0	0	0
		67,200	12 + 18 + 18 + 18	12,200	18,300	18,300	18,300	0	0	0	0
4	66	61,200	15 + 15 + 18 + 18	13,900	13,900	16,700	16,700	0	0	0	0
		67,200	15 + 15 + 18 + 18	15,300	15,300	18,300	18,300	0	0	0	0
4	69	61,800	9 + 9 + 15 + 36	8,100	8,100	13,400	32,200	0	0	0	0
		67,800	9 + 9 + 15 + 36	8,700	8,700	14,400	36,100	0	0	0	0
4	69	61,800	9 + 12 + 12 + 36	8,100	10,700	10,700	32,200	0	0	0	0
		67,800	9 + 12 + 12 + 36	8,700	11,500	11,500	36,100	0	0	0	0
4	69	61,800	9 + 12 + 18 + 30	8,100	10,700	16,100	26,900	0	0	0	0
		67,800	9 + 12 + 18 + 30	8,700	11,700	17,500	29,900	0	0	0	0
4	69	61,800	9 + 15 + 15 + 30	8,100	13,400	13,400	26,900	0	0	0	0
		67,800	9 + 15 + 15 + 30	8,700	14,600	14,600	29,900	0	0	0	0
4	69	61,800	9 + 18 + 18 + 24	8,100	16,100	16,100	21,500	0	0	0	0
		67,800	9 + 18 + 18 + 24	8,800	17,700	17,700	23,600	0	0	0	0
4	69	61,800	12 + 12 + 15 + 30	10,700	10,700	13,400	26,900	0	0	0	0
		67,800	12 + 12 + 15 + 30	11,700	11,700	14,600	29,900	0	0	0	0
4	69	61,800	12 + 15 + 18 + 24	10,700	13,400	16,100	21,500	0	0	0	0
		67,800	12 + 15 + 18 + 24	11,800	14,700	17,700	23,600	0	0	0	0
4	69	61,800	15 + 15 + 15 + 24	13,400	13,400	13,400	21,500	0	0	0	0
		67,800	15 + 15 + 15 + 24	14,700	14,700	14,700	23,600	0	0	0	0
4	69	61,800	15 + 18 + 18 + 18	13,400	16,100	16,100	16,100	0	0	0	0
		67,800	15 + 18 + 18 + 18	14,700	17,700	17,700	17,700	0	0	0	0
4	72	62,400	9 + 9 + 18 + 36	7,800	7,800	15,600	31,200	0	0	0	0
		68,400	9 + 9 + 18 + 36	8,400	8,400	16,800	34,900	0	0	0	0
4	72	62,400	9 + 9 + 24 + 30	7,800	7,800	20,800	26,000	0	0	0	0
		68,400	9 + 9 + 24 + 30	8,500	8,500	22,600	28,900	0	0	0	0
4	72	62,400	9 + 12 + 15 + 36	7,800	10,400	13,000	31,200	0	0	0	0
		68,400	9 + 12 + 15 + 36	8,400	11,200	14,000	34,900	0	0	0	0
4	72	62,400	9 + 15 + 18 + 30	7,800	13,000	15,600	26,000	0	0	0	0
		68,400	9 + 15 + 18 + 30	8,500	14,100	16,900	28,900	0	0	0	0
4	72	62,400	9 + 15 + 24 + 24	7,800	13,000	20,800	20,800	0	0	0	0
		68,400	9 + 15 + 24 + 24	8,600	14,300	22,800	22,800	0	0	0	0
4	72	62,400	12 + 12 + 12 + 36	10,400	10,400	10,400	31,200	0	0	0	0
		68,400	12 + 12 + 12 + 36	11,200	11,200	11,200	34,900	0	0	0	0
4	72	62,400	12 + 12 + 18 + 30	10,400	10,400	15,600	26,000	0	0	0	0
		68,400	12 + 12 + 18 + 30	11,300	11,300	16,900	28,900	0	0	0	0
4	72	62,400	12 + 12 + 24 + 24	10,400	10,400	20,800	20,800	0	0	0	0
		68,400	12 + 12 + 24 + 24	11,400	11,400	22,800	22,800	0	0	0	0
4	72	62,400	12 + 15 + 15 + 30	10,400	13,000	13,000	26,000	0	0	0	0
		68,400	12 + 15 + 15 + 30	11,300	14,100	14,100	28,900	0	0	0	0
4	72	62,400	12 + 18 + 18 + 24	10,400	15,600	15,600	20,800	0	0	0	0
		68,400	12 + 18 + 18 + 24	11,400	17,100	17,100	22,800	0	0	0	0
4	72	62,400	15 + 15 + 18 + 24	13,000	13,000	15,600	20,800	0	0	0	0
		68,400	15 + 15 + 18 + 24	14,300	14,300	17,100	22,800	0	0	0	0
4	72	62,400	18 + 18 + 18 + 18	15,600	15,600	15,600	15,600	0	0	0	0
		68,400	18 + 18 + 18 + 18	17,100	17,100	17,100	17,100	0	0	0	0
4	75	63,000	9 + 12 + 18 + 36	7,600	10,100	15,100	30,200	0	0	0	0
		69,000	9 + 12 + 18 + 36	8,100	10,800	16,200	33,800	0	0	0	0
4	75	63,000	9 + 15 + 15 + 36	7,600	12,600	12,600	30,200	0	0	0	0
		69,000	9 + 15 + 15 + 36	8,100	13,500	13,500	33,800	0	0	0	0
4	75	63,000	9 + 18 + 18 + 30	7,600	15,100	15,100	25,200	0	0	0	0
		69,000	9 + 18 + 18 + 30	8,200	16,400	16,400	28,000	0	0	0	0
4	75	63,000	12 + 12 + 15 + 36	10,100	10,100	12,600	30,200	0	0	0	0
		69,000	12 + 12 + 15 + 36	10,800	10,800	13,500	33,800	0	0	0	0
4	75	63,000	12 + 15 + 18 + 30	10,100	12,600	15,100	25,200	0	0	0	0
		69,000	12 + 15 + 18 + 30	10,900	13,700	16,400	28,000	0	0	0	0
4	75	63,000	15 + 15 + 15 + 30	12,600	12,600	12,600	25,200	0	0	0	0
		69,000	15 + 15 + 15 + 30	13,700	13,700	13,700	28,000	0	0	0	0

MULTI-ZONE MATCHES



# MXZ-8C60NA2 INDOOR UNIT COMBINATIONS, contd.

DUCTED:

# of indoor unit	Total Nominal Capacity (x1000 Btu/h)	Total Indoor Unit Capacity	Operational Performance for Indoor Unit Combinations (x1000 Btu/h) [Unit A + Unit B + Unit C + Unit D + Unit E + Unit F + Unit G + Unit H]	Cooling Capacity Range (Btu/h)							
				Heating Capacity Range (Btu/h)							
				Unit A	Unit B	Unit C	Unit D	Unit E	Unit F	Unit G	Unit H
4	75	63,000	15 + 18 + 18 + 24	12,600	15,100	15,100	20,200	0	0	0	0
		69,000	15 + 18 + 18 + 24	13,800	16,600	16,600	22,100	0	0	0	0
4	78	63,600	9 + 9 + 24 + 36	7,300	7,300	19,600	29,400	0	0	0	0
		69,600	9 + 9 + 24 + 36	7,900	7,900	21,000	32,800	0	0	0	0
4	78	63,600	9 + 9 + 30 + 30	7,300	7,300	24,500	24,500	0	0	0	0
		69,600	9 + 9 + 30 + 30	7,900	7,900	26,900	26,900	0	0	0	0
4	78	63,600	9 + 15 + 18 + 36	7,300	12,200	14,700	29,400	0	0	0	0
		69,600	9 + 15 + 18 + 36	7,900	13,100	15,800	32,800	0	0	0	0
4	78	63,600	9 + 15 + 24 + 30	7,300	12,200	19,600	24,500	0	0	0	0
		69,600	9 + 15 + 24 + 30	8,000	13,300	21,200	27,200	0	0	0	0
4	78	63,600	12 + 12 + 18 + 36	9,800	9,800	14,700	29,400	0	0	0	0
		69,600	12 + 12 + 18 + 36	10,500	10,500	15,800	32,800	0	0	0	0
4	78	63,600	12 + 12 + 24 + 30	9,800	9,800	19,600	24,500	0	0	0	0
		69,600	12 + 12 + 24 + 30	10,600	10,600	21,200	27,200	0	0	0	0
4	78	63,600	12 + 15 + 15 + 36	9,800	12,200	12,200	29,400	0	0	0	0
		69,600	12 + 15 + 15 + 36	10,500	13,100	13,100	32,800	0	0	0	0
4	78	63,600	12 + 18 + 18 + 30	9,800	14,700	14,700	24,500	0	0	0	0
		69,600	12 + 18 + 18 + 30	10,600	15,900	15,900	27,200	0	0	0	0
4	78	63,600	15 + 15 + 18 + 30	12,200	12,200	14,700	24,500	0	0	0	0
		69,600	15 + 15 + 18 + 30	13,300	13,300	15,900	27,200	0	0	0	0
4	78	63,600	18 + 18 + 18 + 24	14,700	14,700	14,700	19,600	0	0	0	0
		69,600	18 + 18 + 18 + 24	16,100	16,100	16,100	21,400	0	0	0	0
5	45	45,000	9 + 9 + 9 + 9 + 9	9,000	9,000	9,000	9,000	9,000	0	0	0
		49,800	9 + 9 + 9 + 9 + 9	10,000	10,000	10,000	10,000	10,000	0	0	0
5	48	48,000	9 + 9 + 9 + 9 + 12	9,000	9,000	9,000	9,000	12,000	0	0	0
		53,100	9 + 9 + 9 + 9 + 12	10,000	10,000	10,000	10,000	13,300	0	0	0
5	51	51,000	9 + 9 + 9 + 9 + 15	9,000	9,000	9,000	9,000	15,000	0	0	0
		56,400	9 + 9 + 9 + 9 + 15	10,000	10,000	10,000	10,000	16,600	0	0	0
5	51	51,000	9 + 9 + 9 + 12 + 12	9,000	9,000	9,000	12,000	12,000	0	0	0
		56,400	9 + 9 + 9 + 12 + 12	10,000	10,000	10,000	13,300	13,300	0	0	0
5	54	54,000	9 + 9 + 9 + 9 + 18	9,000	9,000	9,000	9,000	18,000	0	0	0
		59,700	9 + 9 + 9 + 9 + 18	10,000	10,000	10,000	10,000	19,900	0	0	0
5	54	54,000	9 + 9 + 9 + 12 + 15	9,000	9,000	9,000	12,000	15,000	0	0	0
		59,700	9 + 9 + 9 + 12 + 15	10,000	10,000	10,000	13,300	16,600	0	0	0
5	54	54,000	9 + 9 + 12 + 12 + 12	9,000	9,000	12,000	12,000	12,000	0	0	0
		59,700	9 + 9 + 12 + 12 + 12	10,000	10,000	13,300	13,300	13,300	0	0	0
5	57	57,000	9 + 9 + 9 + 12 + 18	9,000	9,000	9,000	12,000	18,000	0	0	0
		63,000	9 + 9 + 9 + 12 + 18	9,900	9,900	9,900	13,300	19,900	0	0	0
5	57	57,000	9 + 9 + 9 + 15 + 15	9,000	9,000	9,000	15,000	15,000	0	0	0
		63,000	9 + 9 + 9 + 15 + 15	9,900	9,900	9,900	16,600	16,600	0	0	0
5	57	57,000	9 + 9 + 12 + 12 + 15	9,000	9,000	12,000	12,000	15,000	0	0	0
		63,000	9 + 9 + 12 + 12 + 15	9,900	9,900	13,300	13,300	16,600	0	0	0
5	57	57,000	9 + 12 + 12 + 12 + 12	9,000	12,000	12,000	12,000	12,000	0	0	0
		63,000	9 + 12 + 12 + 12 + 12	9,900	13,300	13,300	13,300	13,300	0	0	0
5	60	60,000	9 + 9 + 9 + 9 + 24	9,000	9,000	9,000	9,000	24,000	0	0	0
		66,000	9 + 9 + 9 + 9 + 24	9,900	9,900	9,900	9,900	26,400	0	0	0
5	60	60,000	9 + 9 + 9 + 15 + 18	9,000	9,000	9,000	15,000	18,000	0	0	0
		66,000	9 + 9 + 9 + 15 + 18	9,900	9,900	9,900	16,500	19,800	0	0	0
5	60	60,000	9 + 9 + 12 + 12 + 18	9,000	9,000	12,000	12,000	18,000	0	0	0
		66,000	9 + 9 + 12 + 12 + 18	9,900	9,900	13,200	13,200	19,800	0	0	0
5	60	60,000	9 + 9 + 12 + 15 + 15	9,000	9,000	12,000	15,000	15,000	0	0	0
		66,000	9 + 9 + 12 + 15 + 15	9,900	9,900	13,200	16,500	16,500	0	0	0
5	60	60,000	9 + 12 + 12 + 12 + 15	9,000	12,000	12,000	12,000	15,000	0	0	0
		66,000	9 + 12 + 12 + 12 + 15	9,900	13,200	13,200	13,200	16,500	0	0	0
5	60	60,000	12 + 12 + 12 + 12 + 12	12,000	12,000	12,000	12,000	12,000	0	0	0
		66,000	12 + 12 + 12 + 12 + 12	13,200	13,200	13,200	13,200	13,200	0	0	0
5	63	60,600	9 + 9 + 9 + 12 + 24	8,700	8,700	8,700	11,500	23,100	0	0	0
		66,600	9 + 9 + 9 + 12 + 24	9,500	9,500	9,500	12,700	25,400	0	0	0
5	63	60,600	9 + 9 + 9 + 18 + 18	8,700	8,700	8,700	17,300	17,300	0	0	0
		66,600	9 + 9 + 9 + 18 + 18	9,500	9,500	9,500	19,000	19,000	0	0	0

MULTI-ZONE MATCHES

# MXZ-8C60NA2 INDOOR UNIT COMBINATIONS, contd.

DUCTED:

# of indoor unit	Total Nominal Capacity (x1000 Btu/h)	Total Indoor Unit Capacity	Operational Performance for Indoor Unit Combinations (x1000 Btu/h) [Unit A + Unit B + Unit C + Unit D + Unit E + Unit F + Unit G + Unit H]	Cooling Capacity Range (Btu/h)							
				Heating Capacity Range (Btu/h)							
				Unit A	Unit B	Unit C	Unit D	Unit E	Unit F	Unit G	Unit H
5	63	60,600	9 + 9 + 12 + 15 + 18	8,700	8,700	11,500	14,400	17,300	0	0	0
		66,600	9 + 9 + 12 + 15 + 18	9,500	9,500	12,700	15,900	19,000	0	0	0
5	63	60,600	9 + 9 + 15 + 15 + 15	8,700	8,700	14,400	14,400	14,400	0	0	0
		66,600	9 + 9 + 15 + 15 + 15	9,500	9,500	15,900	15,900	15,900	0	0	0
5	63	60,600	9 + 12 + 12 + 12 + 18	8,700	11,500	11,500	11,500	17,300	0	0	0
		66,600	9 + 12 + 12 + 12 + 18	9,500	12,700	12,700	12,700	19,000	0	0	0
5	63	60,600	9 + 12 + 12 + 15 + 15	8,700	11,500	11,500	14,400	14,400	0	0	0
		66,600	9 + 12 + 12 + 15 + 15	9,500	12,700	12,700	15,900	15,900	0	0	0
5	63	60,600	12 + 12 + 12 + 12 + 15	11,500	11,500	11,500	11,500	14,400	0	0	0
		66,600	12 + 12 + 12 + 12 + 15	12,700	12,700	12,700	12,700	15,900	0	0	0
5	66	61,200	9 + 9 + 9 + 9 + 30	8,300	8,300	8,300	8,300	27,800	0	0	0
		67,200	9 + 9 + 9 + 9 + 30	9,100	9,100	9,100	9,100	31,000	0	0	0
5	66	61,200	9 + 9 + 9 + 15 + 24	8,300	8,300	8,300	13,900	22,300	0	0	0
		67,200	9 + 9 + 9 + 15 + 24	9,200	9,200	9,200	15,300	24,400	0	0	0
5	66	61,200	9 + 9 + 12 + 12 + 24	8,300	8,300	11,100	11,100	22,300	0	0	0
		67,200	9 + 9 + 12 + 12 + 24	9,200	9,200	12,200	12,200	24,400	0	0	0
5	66	61,200	9 + 9 + 12 + 18 + 18	8,300	8,300	11,100	16,700	16,700	0	0	0
		67,200	9 + 9 + 12 + 18 + 18	9,200	9,200	12,200	18,300	18,300	0	0	0
5	66	61,200	9 + 9 + 15 + 15 + 18	8,300	8,300	13,900	13,900	16,700	0	0	0
		67,200	9 + 9 + 15 + 15 + 18	9,200	9,200	15,300	15,300	18,300	0	0	0
5	66	61,200	9 + 12 + 12 + 15 + 18	8,300	11,100	11,100	13,900	16,700	0	0	0
		67,200	9 + 12 + 12 + 15 + 18	9,200	12,200	12,200	15,300	18,300	0	0	0
5	66	61,200	9 + 12 + 15 + 15 + 15	8,300	11,100	13,900	13,900	13,900	0	0	0
		67,200	9 + 12 + 15 + 15 + 15	9,200	12,200	15,300	15,300	15,300	0	0	0
5	66	61,200	12 + 12 + 12 + 12 + 18	11,100	11,100	11,100	11,100	16,700	0	0	0
		67,200	12 + 12 + 12 + 12 + 18	12,200	12,200	12,200	12,200	18,300	0	0	0
5	66	61,200	12 + 12 + 12 + 15 + 15	11,100	11,100	11,100	13,900	13,900	0	0	0
		67,200	12 + 12 + 12 + 15 + 15	12,200	12,200	12,200	15,300	15,300	0	0	0
5	69	61,800	9 + 9 + 9 + 12 + 30	8,100	8,100	8,100	10,700	26,900	0	0	0
		67,800	9 + 9 + 9 + 12 + 30	8,700	8,700	8,700	11,700	29,900	0	0	0
5	69	61,800	9 + 9 + 9 + 18 + 24	8,100	8,100	8,100	16,100	21,500	0	0	0
		67,800	9 + 9 + 9 + 18 + 24	8,800	8,800	8,800	17,700	23,600	0	0	0
5	69	61,800	9 + 9 + 12 + 15 + 24	8,100	8,100	10,700	13,400	21,500	0	0	0
		67,800	9 + 9 + 12 + 15 + 24	8,800	8,800	11,800	14,700	23,600	0	0	0
5	69	61,800	9 + 12 + 12 + 12 + 24	8,100	10,700	10,700	10,700	21,500	0	0	0
		67,800	9 + 12 + 12 + 12 + 24	8,800	11,800	11,800	11,800	23,600	0	0	0
5	69	61,800	9 + 12 + 15 + 15 + 18	8,100	10,700	13,400	13,400	16,100	0	0	0
		67,800	9 + 12 + 15 + 15 + 18	8,800	11,800	14,700	14,700	17,700	0	0	0
5	69	61,800	9 + 15 + 15 + 15 + 15	8,100	13,400	13,400	13,400	13,400	0	0	0
		67,800	9 + 15 + 15 + 15 + 15	8,800	14,700	14,700	14,700	14,700	0	0	0
5	69	61,800	12 + 12 + 12 + 15 + 18	10,700	10,700	10,700	13,400	16,100	0	0	0
		67,800	12 + 12 + 12 + 15 + 18	11,800	11,800	11,800	14,700	17,700	0	0	0
5	69	61,800	12 + 12 + 15 + 15 + 15	10,700	10,700	13,400	13,400	13,400	0	0	0
		67,800	12 + 12 + 15 + 15 + 15	11,800	11,800	14,700	14,700	14,700	0	0	0
5	72	62,400	9 + 9 + 9 + 9 + 36	7,800	7,800	7,800	7,800	31,200	0	0	0
		68,400	9 + 9 + 9 + 9 + 36	8,400	8,400	8,400	8,400	34,900	0	0	0
5	72	62,400	9 + 9 + 9 + 15 + 30	7,800	7,800	7,800	13,000	26,000	0	0	0
		68,400	9 + 9 + 9 + 15 + 30	8,500	8,500	8,500	14,100	28,900	0	0	0
5	72	62,400	9 + 9 + 12 + 12 + 30	7,800	7,800	10,400	10,400	26,000	0	0	0
		68,400	9 + 9 + 12 + 12 + 30	8,500	8,500	11,300	11,300	28,900	0	0	0
5	72	62,400	9 + 9 + 12 + 18 + 24	7,800	7,800	10,400	15,600	20,800	0	0	0
		68,400	9 + 9 + 12 + 18 + 24	8,600	8,600	11,400	17,100	22,800	0	0	0
5	72	62,400	9 + 9 + 15 + 15 + 24	7,800	7,800	13,000	13,000	20,800	0	0	0
		68,400	9 + 9 + 15 + 15 + 24	8,600	8,600	14,300	14,300	22,800	0	0	0
5	72	62,400	9 + 9 + 18 + 18 + 18	7,800	7,800	15,600	15,600	15,600	0	0	0
		68,400	9 + 9 + 18 + 18 + 18	8,600	8,600	17,100	17,100	17,100	0	0	0
5	72	62,400	9 + 12 + 12 + 15 + 24	7,800	10,400	10,400	13,000	20,800	0	0	0
		68,400	9 + 12 + 12 + 15 + 24	8,600	11,400	11,400	14,300	22,800	0	0	0
5	72	62,400	9 + 15 + 15 + 15 + 18	7,800	13,000	13,000	13,000	15,600	0	0	0
		68,400	9 + 15 + 15 + 15 + 18	8,600	14,300	14,300	14,300	17,100	0	0	0

MULTI-ZONE MATCHES



# MXZ-8C60NA2 INDOOR UNIT COMBINATIONS, contd.

DUCTED:

# of indoor unit	Total Nominal Capacity (x1000 Btu/h)	Total Indoor Unit Capacity	Operational Performance for Indoor Unit Combinations (x1000 Btu/h) [Unit A + Unit B + Unit C + Unit D + Unit E + Unit F + Unit G + Unit H]	Cooling Capacity Range (Btu/h)							
				Heating Capacity Range (Btu/h)							
				Unit A	Unit B	Unit C	Unit D	Unit E	Unit F	Unit G	Unit H
5	72	62,400	12 + 12 + 12 + 12 + 24	10,400	10,400	10,400	10,400	20,800	0	0	0
		68,400	12 + 12 + 12 + 12 + 24	11,400	11,400	11,400	11,400	22,800	0	0	0
5	72	62,400	12 + 12 + 12 + 18 + 18	10,400	10,400	10,400	15,600	15,600	0	0	0
		68,400	12 + 12 + 12 + 18 + 18	11,400	11,400	11,400	17,100	17,100	0	0	0
5	72	62,400	12 + 12 + 15 + 15 + 18	10,400	10,400	13,000	13,000	15,600	0	0	0
		68,400	12 + 12 + 15 + 15 + 18	11,400	11,400	14,300	14,300	17,100	0	0	0
5	75	63,000	9 + 9 + 9 + 12 + 36	7,600	7,600	7,600	10,100	30,200	0	0	0
		69,000	9 + 9 + 9 + 12 + 36	8,100	8,100	8,100	10,800	33,800	0	0	0
5	75	63,000	9 + 9 + 9 + 18 + 30	7,600	7,600	7,600	15,100	25,200	0	0	0
		69,000	9 + 9 + 9 + 18 + 30	8,200	8,200	8,200	16,400	28,000	0	0	0
5	75	63,000	9 + 9 + 9 + 24 + 24	7,600	7,600	7,600	20,200	20,200	0	0	0
		69,000	9 + 9 + 9 + 24 + 24	8,300	8,300	8,300	22,100	22,100	0	0	0
5	75	63,000	9 + 9 + 12 + 15 + 30	7,600	7,600	10,100	12,600	25,200	0	0	0
		69,000	9 + 9 + 12 + 15 + 30	8,200	8,200	10,900	13,700	28,000	0	0	0
5	75	63,000	9 + 12 + 12 + 12 + 30	7,600	10,100	10,100	10,100	25,200	0	0	0
		69,000	9 + 12 + 12 + 12 + 30	8,200	10,900	10,900	10,900	28,000	0	0	0
5	75	63,000	9 + 12 + 15 + 15 + 24	7,600	10,100	12,600	12,600	20,200	0	0	0
		69,000	9 + 12 + 15 + 15 + 24	8,300	11,000	13,800	13,800	22,100	0	0	0
5	75	63,000	9 + 12 + 18 + 18 + 18	7,600	10,100	15,100	15,100	15,100	0	0	0
		69,000	9 + 12 + 18 + 18 + 18	8,300	11,000	16,600	16,600	16,600	0	0	0
5	75	63,000	9 + 15 + 15 + 18 + 18	7,600	12,600	12,600	15,100	15,100	0	0	0
		69,000	9 + 15 + 15 + 18 + 18	8,300	13,800	13,800	16,600	16,600	0	0	0
5	75	63,000	12 + 12 + 12 + 15 + 24	10,100	10,100	10,100	12,600	20,200	0	0	0
		69,000	12 + 12 + 12 + 15 + 24	11,000	11,000	11,000	13,800	22,100	0	0	0
5	75	63,000	12 + 12 + 15 + 18 + 18	10,100	10,100	12,600	15,100	15,100	0	0	0
		69,000	12 + 12 + 15 + 18 + 18	11,000	11,000	13,800	16,600	16,600	0	0	0
5	78	63,600	9 + 9 + 12 + 18 + 30	7,300	7,300	9,800	14,700	24,500	0	0	0
		69,600	9 + 9 + 12 + 18 + 30	8,000	8,000	10,600	15,900	27,200	0	0	0
5	78	63,600	9 + 9 + 9 + 15 + 36	7,300	7,300	7,300	12,200	29,400	0	0	0
		69,600	9 + 9 + 9 + 15 + 36	7,900	7,900	7,900	13,100	32,800	0	0	0
5	78	63,600	9 + 9 + 12 + 12 + 36	7,300	7,300	9,800	9,800	29,400	0	0	0
		69,600	9 + 9 + 12 + 12 + 36	7,900	7,900	10,500	10,500	32,800	0	0	0
5	78	63,600	9 + 9 + 12 + 18 + 30	7,300	7,300	9,800	14,700	24,500	0	0	0
		69,600	9 + 9 + 12 + 18 + 30	8,000	8,000	10,600	15,900	27,200	0	0	0
5	78	63,600	9 + 9 + 12 + 24 + 24	7,300	7,300	9,800	19,600	19,600	0	0	0
		69,600	9 + 9 + 12 + 24 + 24	8,000	8,000	10,700	21,400	21,400	0	0	0
5	78	63,600	9 + 9 + 15 + 15 + 30	7,300	7,300	12,200	12,200	24,500	0	0	0
		69,600	9 + 9 + 15 + 15 + 30	8,000	8,000	13,300	13,300	27,200	0	0	0
5	78	63,600	9 + 9 + 18 + 18 + 24	7,300	7,300	14,700	14,700	19,600	0	0	0
		69,600	9 + 9 + 18 + 18 + 24	8,000	8,000	16,100	16,100	21,400	0	0	0
5	78	63,600	9 + 12 + 12 + 12 + 30	7,300	9,800	9,800	12,200	24,500	0	0	0
		69,600	12 + 12 + 12 + 12 + 30	10,600	10,600	10,600	10,600	27,200	0	0	0
5	78	63,600	12 + 12 + 12 + 18 + 24	9,800	9,800	9,800	14,700	19,600	0	0	0
		69,600	12 + 12 + 12 + 18 + 24	10,700	10,700	10,700	16,100	21,400	0	0	0
5	78	63,600	12 + 12 + 15 + 15 + 24	9,800	9,800	12,200	12,200	19,600	0	0	0
		69,600	12 + 12 + 15 + 15 + 24	10,700	10,700	13,400	13,400	21,400	0	0	0
5	78	63,600	12 + 12 + 18 + 18 + 18	9,800	9,800	14,700	14,700	14,700	0	0	0
		69,600	12 + 12 + 18 + 18 + 18	10,700	10,700	16,100	16,100	16,100	0	0	0
6	54	54,000	9 + 9 + 9 + 9 + 9	9,000	9,000	9,000	9,000	9,000	9,000	0	0
		59,700	9 + 9 + 9 + 9 + 9	10,000	10,000	10,000	10,000	10,000	10,000	0	0
6	57	57,000	9 + 9 + 9 + 9 + 12	9,000	9,000	9,000	9,000	9,000	12,000	0	0
		63,000	9 + 9 + 9 + 9 + 12	9,900	9,900	9,900	9,900	9,900	13,300	0	0
6	60	60,000	9 + 9 + 9 + 9 + 15	9,000	9,000	9,000	9,000	9,000	15,000	0	0
		66,000	9 + 9 + 9 + 9 + 15	9,900	9,900	9,900	9,900	9,900	16,500	0	0

MULTI-ZONE MATCHES

# MXZ-8C60NA2 INDOOR UNIT COMBINATIONS, contd.

DUCTED:

# of indoor unit	Total Nominal Capacity (x1000 Btu/h)	Total Indoor Unit Capacity	Operational Performance for Indoor Unit Combinations (x1000 Btu/h) [Unit A + Unit B + Unit C + Unit D + Unit E + Unit F + Unit G + Unit H]	Cooling Capacity Range (Btu/h)							
				Heating Capacity Range (Btu/h)							
				Unit A	Unit B	Unit C	Unit D	Unit E	Unit F	Unit G	Unit H
6	60	60,000	9+9+9+9+12+12	9,000	9,000	9,000	9,000	12,000	12,000	0	0
		66,000	9+9+9+9+12+12	9,900	9,900	9,900	9,900	13,200	13,200	0	0
6	63	60,600	9+9+9+9+9+18	8,700	8,700	8,700	8,700	8,700	17,300	0	0
		66,600	9+9+9+9+9+18	9,500	9,500	9,500	9,500	9,500	19,000	0	0
6	63	60,600	9+9+9+9+12+15	8,700	8,700	8,700	8,700	11,500	14,400	0	0
		66,600	9+9+9+9+12+15	9,500	9,500	9,500	9,500	12,700	15,900	0	0
6	63	60,600	9+9+9+12+12+12	8,700	8,700	8,700	11,500	11,500	11,500	0	0
		66,600	9+9+9+12+12+12	9,500	9,500	9,500	12,700	12,700	12,700	0	0
6	66	61,200	9+9+9+9+12+18	8,300	8,300	8,300	8,300	11,100	16,700	0	0
		67,200	9+9+9+9+12+18	9,200	9,200	9,200	9,200	12,200	18,300	0	0
6	66	61,200	9+9+9+9+15+15	8,300	8,300	8,300	8,300	13,900	13,900	0	0
		67,200	9+9+9+9+15+15	9,200	9,200	9,200	9,200	15,300	15,300	0	0
6	66	61,200	9+9+9+12+12+15	8,300	8,300	8,300	11,100	11,100	13,900	0	0
		67,200	9+9+9+12+12+15	9,200	9,200	9,200	12,200	12,200	15,300	0	0
6	66	61,200	9+9+12+12+12+12	8,300	8,300	11,100	11,100	11,100	11,100	0	0
		67,200	9+9+12+12+12+12	9,200	9,200	12,200	12,200	12,200	12,200	0	0
6	69	61,800	9+9+9+9+9+24	8,100	8,100	8,100	8,100	8,100	21,500	0	0
		67,800	9+9+9+9+9+24	8,800	8,800	8,800	8,800	8,800	23,600	0	0
6	69	61,800	9+9+9+9+15+18	8,100	8,100	8,100	8,100	13,400	16,100	0	0
		67,800	9+9+9+9+15+18	8,800	8,800	8,800	8,800	14,700	17,700	0	0
6	69	61,800	9+9+9+12+12+18	8,100	8,100	8,100	10,700	10,700	16,100	0	0
		67,800	9+9+9+12+12+18	8,800	8,800	8,800	11,800	11,800	17,700	0	0
6	69	61,800	9+9+12+12+12+15	8,100	8,100	10,700	10,700	10,700	13,400	0	0
		67,800	9+9+12+12+12+15	8,800	8,800	11,800	11,800	11,800	14,700	0	0
6	69	61,800	9+12+12+12+12+12	8,100	10,700	10,700	10,700	10,700	10,700	0	0
		67,800	9+12+12+12+12+12	8,800	11,800	11,800	11,800	11,800	11,800	0	0
6	72	62,400	9+9+9+9+12+24	7,800	7,800	7,800	7,800	10,400	20,800	0	0
		68,400	9+9+9+9+12+24	8,600	8,600	8,600	8,600	11,400	22,800	0	0
6	72	62,400	9+9+9+9+18+18	7,800	7,800	7,800	7,800	15,600	15,600	0	0
		68,400	9+9+9+9+18+18	8,600	8,600	8,600	8,600	17,100	17,100	0	0
6	72	62,400	9+9+9+15+15+15	7,800	7,800	7,800	13,000	13,000	13,000	0	0
		68,400	9+9+9+15+15+15	8,600	8,600	8,600	14,300	14,300	14,300	0	0
6	72	62,400	9+9+12+12+12+18	7,800	7,800	10,400	10,400	10,400	15,600	0	0
		68,400	9+9+12+12+12+18	8,600	8,600	11,400	11,400	11,400	17,100	0	0
6	72	62,400	9+9+12+12+15+15	7,800	7,800	10,400	10,400	13,000	13,000	0	0
		68,400	9+9+12+12+15+15	8,600	8,600	11,400	11,400	14,300	14,300	0	0
6	72	62,400	9+12+12+12+12+15	7,800	10,400	10,400	10,400	10,400	13,000	0	0
		68,400	9+12+12+12+12+15	8,600	11,400	11,400	11,400	11,400	14,300	0	0
6	75	63,000	9+9+9+9+9+30	7,600	7,600	7,600	7,600	7,600	25,200	0	0
		69,000	9+9+9+9+9+30	8,200	8,200	8,200	8,200	8,200	28,000	0	0
6	75	63,000	9+9+9+9+15+24	7,600	7,600	7,600	7,600	12,600	20,200	0	0
		69,000	9+9+9+9+15+24	8,300	8,300	8,300	8,300	13,800	22,100	0	0
6	75	63,000	9+9+9+12+12+24	7,600	7,600	7,600	10,100	10,100	20,200	0	0
		69,000	9+9+9+12+12+24	8,300	8,300	8,300	11,000	11,000	22,100	0	0
6	75	63,000	9+9+9+15+15+18	7,600	7,600	7,600	12,600	12,600	15,100	0	0
		69,000	9+9+9+15+15+18	8,300	8,300	8,300	13,800	13,800	16,600	0	0
6	75	63,000	9+9+12+12+15+18	7,600	7,600	10,100	10,100	12,600	15,100	0	0
		69,000	9+9+12+12+15+18	8,300	8,300	11,000	11,000	13,800	16,600	0	0
6	75	63,000	9+9+12+15+15+15	7,600	7,600	10,100	12,600	12,600	12,600	0	0
		69,000	9+9+12+15+15+15	8,300	8,300	11,000	13,800	13,800	13,800	0	0
6	75	63,000	9+12+12+12+12+18	7,600	10,100	10,100	10,100	10,100	15,100	0	0
		69,000	9+12+12+12+12+18	8,300	11,000	11,000	11,000	11,000	16,600	0	0
6	78	63,600	9+9+9+9+12+30	7,300	7,300	7,300	7,300	9,800	24,500	0	0
		69,600	9+9+9+9+12+30	8,000	8,000	8,000	8,000	10,600	27,200	0	0
6	78	63,600	9+9+9+9+18+24	7,300	7,300	7,300	7,300	14,700	19,600	0	0
		69,600	9+9+9+9+18+24	8,000	8,000	8,000	8,000	16,100	21,400	0	0
6	78	63,600	9+9+12+12+12+24	7,300	7,300	9,800	9,800	9,800	19,600	0	0
		69,600	9+9+12+12+12+24	8,000	8,000	10,700	10,700	10,700	21,400	0	0
6	78	63,600	9+9+12+15+15+18	7,300	7,300	9,800	12,200	12,200	14,700	0	0
		69,600	9+9+12+15+15+18	8,000	8,000	10,700	13,400	13,400	16,100	0	0

MULTI-ZONE MATCHES



# MXZ-8C60NA2 INDOOR UNIT COMBINATIONS, contd.

DUCTED:

# of indoor unit	Total Nominal Capacity (x1000 Btu/h)	Total Indoor Unit Capacity	Operational Performance for Indoor Unit Combinations (x1000 Btu/h) [Unit A + Unit B + Unit C + Unit D + Unit E + Unit F + Unit G + Unit H]	Cooling Capacity Range (Btu/h)							
				Heating Capacity Range (Btu/h)							
				Unit A	Unit B	Unit C	Unit D	Unit E	Unit F	Unit G	Unit H
6	78	63,600	9 + 9 + 15 + 15 + 15 + 15	7,300	7,300	12,200	12,200	12,200	12,200	0	0
		69,600	9 + 9 + 15 + 15 + 15 + 15	8,000	8,000	13,400	13,400	13,400	13,400	0	0
7	63	60,600	9 + 9 + 9 + 9 + 9 + 9	8,700	8,700	8,700	8,700	8,700	8,700	8,700	0
		66,600	9 + 9 + 9 + 9 + 9 + 9	9,500	9,500	9,500	9,500	9,500	9,500	9,500	0
7	66	61,200	9 + 9 + 9 + 9 + 9 + 12	8,300	8,300	8,300	8,300	8,300	8,300	11,100	0
		67,200	9 + 9 + 9 + 9 + 9 + 12	9,200	9,200	9,200	9,200	9,200	9,200	12,200	0
7	69	61,800	9 + 9 + 9 + 9 + 9 + 15	8,100	8,100	8,100	8,100	8,100	8,100	13,400	0
		67,800	9 + 9 + 9 + 9 + 9 + 15	8,800	8,800	8,800	8,800	8,800	8,800	14,700	0
7	69	61,800	9 + 9 + 9 + 9 + 12 + 12	8,100	8,100	8,100	8,100	8,100	10,700	10,700	0
		67,800	9 + 9 + 9 + 9 + 12 + 12	8,800	8,800	8,800	8,800	8,800	11,800	11,800	0
7	72	62,400	9 + 9 + 9 + 9 + 9 + 18	7,800	7,800	7,800	7,800	7,800	7,800	15,600	0
		68,400	9 + 9 + 9 + 9 + 9 + 18	8,600	8,600	8,600	8,600	8,600	8,600	17,100	0
7	72	62,400	9 + 9 + 9 + 9 + 12 + 15	7,800	7,800	7,800	7,800	7,800	10,400	13,000	0
		68,400	9 + 9 + 9 + 9 + 12 + 15	8,600	8,600	8,600	8,600	8,600	11,400	14,300	0
7	72	62,400	9 + 9 + 9 + 12 + 12 + 12	7,800	7,800	7,800	7,800	10,400	10,400	10,400	0
		68,400	9 + 9 + 9 + 12 + 12 + 12	8,600	8,600	8,600	8,600	11,400	11,400	11,400	0
7	75	63,000	9 + 9 + 9 + 9 + 12 + 18	7,600	7,600	7,600	7,600	7,600	10,100	15,100	0
		69,000	9 + 9 + 9 + 9 + 12 + 18	8,300	8,300	8,300	8,300	8,300	11,000	16,600	0
7	75	63,000	9 + 9 + 9 + 9 + 15 + 15	7,600	7,600	7,600	7,600	7,600	12,600	12,600	0
		69,000	9 + 9 + 9 + 9 + 15 + 15	8,300	8,300	8,300	8,300	8,300	13,800	13,800	0
7	75	63,000	9 + 9 + 9 + 12 + 12 + 15	7,600	7,600	7,600	7,600	10,100	10,100	12,600	0
		69,000	9 + 9 + 9 + 12 + 12 + 15	8,300	8,300	8,300	8,300	11,000	11,000	13,800	0
7	75	63,000	9 + 9 + 9 + 12 + 12 + 12	7,600	7,600	7,600	10,100	10,100	10,100	10,100	0
		69,000	9 + 9 + 9 + 12 + 12 + 12	8,300	8,300	8,300	11,000	11,000	11,000	11,000	0
7	75	63,000	9 + 9 + 9 + 12 + 12 + 12	7,600	7,600	7,600	10,100	10,100	10,100	10,100	0
		69,000	9 + 9 + 9 + 12 + 12 + 12	8,300	8,300	8,300	11,000	11,000	11,000	11,000	0
7	78	63,600	9 + 9 + 9 + 9 + 9 + 24	7,300	7,300	7,300	7,300	7,300	7,300	19,600	0
		69,600	9 + 9 + 9 + 9 + 9 + 24	8,000	8,000	8,000	8,000	8,000	8,000	21,400	0
7	78	63,600	9 + 9 + 9 + 9 + 15 + 18	7,300	7,300	7,300	7,300	7,300	12,200	14,700	0
		69,600	9 + 9 + 9 + 9 + 15 + 18	8,000	8,000	8,000	8,000	8,000	13,400	16,100	0
7	78	63,600	9 + 9 + 9 + 12 + 12 + 18	7,300	7,300	7,300	7,300	9,800	9,800	14,700	0
		69,600	9 + 9 + 9 + 12 + 12 + 18	8,000	8,000	8,000	8,000	10,700	10,700	16,100	0
7	78	63,600	9 + 9 + 9 + 12 + 15 + 15	7,300	7,300	7,300	7,300	9,800	12,200	12,200	0
		69,600	9 + 9 + 9 + 12 + 15 + 15	8,000	8,000	8,000	8,000	10,700	13,400	13,400	0
7	78	63,600	9 + 9 + 9 + 12 + 12 + 15	7,300	7,300	7,300	9,800	9,800	9,800	12,200	0
		69,600	9 + 9 + 9 + 12 + 12 + 15	8,000	8,000	8,000	10,700	10,700	10,700	13,400	0
7	78	63,600	9 + 9 + 12 + 12 + 12 + 12	7,300	7,300	9,800	9,800	9,800	9,800	9,800	0
		69,600	9 + 9 + 12 + 12 + 12 + 12	8,000	8,000	10,700	10,700	10,700	10,700	10,700	0
8	72	62,400	9 + 9 + 9 + 9 + 9 + 9	7,800	7,800	7,800	7,800	7,800	7,800	7,800	7,800
		68,400	9 + 9 + 9 + 9 + 9 + 9	8,600	8,600	8,600	8,600	8,600	8,600	8,600	8,600
8	75	63,000	9 + 9 + 9 + 9 + 9 + 12	7,600	7,600	7,600	7,600	7,600	7,600	7,600	10,100
		69,000	9 + 9 + 9 + 9 + 9 + 12	8,300	8,300	8,300	8,300	8,300	8,300	8,300	11,000
8	78	63,600	9 + 9 + 9 + 9 + 9 + 15	7,300	7,300	7,300	7,300	7,300	7,300	7,300	12,200
		69,600	9 + 9 + 9 + 9 + 9 + 15	8,000	8,000	8,000	8,000	8,000	8,000	8,000	13,400

MULTI-ZONE MATCHES

# LIMITED WARRANTY

## Internet Sales

### Company Statement Regarding Internet Sales of Mitsubishi Electric Ductless Products

Mitsubishi Electric Cooling & Heating is committed to providing reliable and innovative mechanical cooling and heating solutions. To support this effort we do not authorize online retail sales of our Mitsubishi Electric ductless air-conditioning and heat pump products for many reasons we will identify here.

Mitsubishi Electric ductless products come in various sizes and need to be configured to the spaces they are to condition. Many factors, in addition to room size, will determine if you are comfortable in your home or office after you have a new comfort conditioning appliance installed.

While buying many types of products over the Internet is now common practice, we maintain that Mitsubishi Electric ductless products must be matched to their intended function by trained HVAC professionals.

### Our concerns about Internet purchases of Mitsubishi Electric ductless products are the following:

1. You, the consumer, may base your decision on limited information and may purchase the incorrect products and accessories for your application.
2. You may not enjoy the same level of personal and professional installation and after-the-sale service support unless the product is purchased from an authorized dealer in your area. Installing dealers perform many important services involved with the selection and usage of our products, and those services cannot be provided over the Internet.
3. A trained and experienced HVAC dealer will size our product to meet your specific comfort requirements based on an on-site inspection of your home or office. He will take into account the entire environment of your installation. Improper sizing can lead to improper operation. To prevent this from happening, our authorized dealer will survey your application to ensure that your specific requirements are met. He will verify your needs for:
  - Unit capacity
  - Electrical service
  - Indoor and outdoor unit placement
  - Space usage
  - Control wiring length and placement
  - Length and diameter of refrigerant piping, and placement
  - The indoor (and system) type most appropriate for your application

The only way that you can be certain of full warranty protection and unmatched performance is by purchasing your Mitsubishi Electric ductless product from an authorized dealer.

Subject to the terms and conditions of this Limited Warranty, the Cooling & Heating Division of MITSUBISHI ELECTRIC US, INC. ("MEUS") warrants to the original purchaser of this M-Series product purchased on or after April 1, 2015 from a licensed HVAC contractor and installed by such contractor in the continental United States, Alaska and Hawaii, that:

**PROPER INSTALLATION.** This Limited Warranty applies only to Systems that are installed by contractors who are licensed for HVAC installation under applicable local and state law, and who install the Systems in accordance with (i) all applicable building codes and permits: (ii) MEUS's installation and operation instructions: and (iii) good trade practices.

Mitsubishi Electric Cooling & Heating has selected the finest HVAC distributors in the industry to carry Mitsubishi Electric ductless and, working with them, we have assembled the best and most knowledgeable HVAC contractors (our Diamond Contractors) to provide you with the finest sales, installation, and service support possible. We have spent millions putting this team in place to serve you and we highly recommend that you call upon this network as your best and most reliable source for Mitsubishi Electric's high quality and reliable split-ductless products.



### M-Series Split Air Conditioner & Heat Pump Systems

**The PARTS are warranted for a period of five (5) years to the original owner of the System.** If any parts should prove defective due to improper workmanship and/or material for a period of five (5) years from the date of installation, MEUS will replace any defective part without charge for the part. Replacement parts are warranted for the remainder of the original 5-year warranty period. Parts used for replacement may be of like kind and quality and may be new or remanufactured. Defective parts must be made available to MEUS in exchange for the replacement parts and become the property of MEUS.

**The COMPRESSOR is warranted for a period of seven (7) years to the original owner of this System.** If the compressor should prove defective due to improper workmanship and/or material for a period of seven (7) years from the date of installation, MEUS will replace the defective compressor without charge for the compressor. Replacement compressors are warranted for the remainder of the original 7-year warranty period. Compressors used for replacement may be of like kind and quality and may be new or remanufactured. Defective compressors must be made available to MEUS in exchange for the replacement compressor and become the property of MEUS.

**Notwithstanding the foregoing, if the System is installed in a residential single-family home and registered within 90 days from installation, the parts and compressor will be warranted for a period of 10 years, to the original owner, so long as the original owner resides in the home.** Specifically, if any parts and/or the compressor should prove defective due to improper workmanship and/or material for a period of ten (10) years from the date of installation, MEUS will replace any defective parts or compressor without charge for the part or compressor. The replacement parts and/or compressor are warranted for the remainder of the original 10-year warranty period. Parts and/or compressors used for replacement may be of like kind and quality and may be new or remanufactured. Defective parts and/or compressors must be made available to MEUS in exchange for the replacement parts and become the property of MEUS.

**Notwithstanding the foregoing, if the System is installed in a residential single-family home by a MEUS DIAMOND CONTRACTOR and registered within 90 days from installation, the parts and compressor will be warranted for a period of 12 years, to the original owner, so long as the original owner resides in the home.** Specifically, if any parts and/or the compressor should prove defective due to improper workmanship and/or material for a period of twelve (12) years from the date of installation, MEUS will replace any defective parts or compressor without charge for the part or compressor. The replacement parts and/or compressor are warranted for the remainder of the original 12-year warranty period. Parts and/or compressors used for replacement may be of like kind and quality and may be new or remanufactured. Defective parts and/or compressors must be made available to MEUS in exchange for the replacement parts and become the property of MEUS.

### P-Series Split Air Conditioner & Heat Pump Systems

**The PARTS are warranted for a period of five (5) years to the original owner of the System.** If any parts should prove defective due to improper workmanship and/or material for a period of five (5) years from the date of installation, MEUS will replace any defective part without charge for the part. Replacement parts are warranted for the remainder of the original 5-year warranty period. Parts used for replacement may be of like kind and quality and may be new or remanufactured. Defective parts must be made available to MEUS in exchange for the replacement parts and become the property of MEUS.

**The COMPRESSOR is warranted for a period of seven (7) years to the original owner of this System.** If the compressor should prove defective due to improper workmanship and/or material for a period of seven (7) years from the date of installation, MEUS will replace the defective compressor without charge for the compressor. Replacement compressors are warranted for the remainder of the original 7-year warranty period. Compressors used for replacement may be of like kind and quality and may be new or remanufactured. Defective compressors must be made available to MEUS in exchange for the replacement compressor and become the property of MEUS.

**Notwithstanding the foregoing, if the System is installed and registered within 90 days from installation, the parts and compressor will be warranted for a period of 10 years to the original owner.** Specifically, if any parts and/or the compressor should prove defective due to improper workmanship and/or material for a period of ten (10) years from the date of installation, MEUS will replace any defective parts or compressor without charge for the part or compressor. The replacement parts and/or compressor are warranted for the remainder of the original 10-year warranty period. Parts and/or compressors used for replacement may be of like kind and quality and may be new or remanufactured. Defective parts and/or compressors must be made available to MEUS in exchange for the replacement parts and become the property of MEUS.

**Notwithstanding the foregoing, if the System is installed by an MEUS DIAMOND CONTRACTOR in a residential single-family home and registered within 90 days from installation, the parts and compressor will be warranted for a period of 12 years to the original owner, so long as the original owner resides in the home.** Specifically, if any parts and/or the compressor should prove defective due to improper workmanship and/or material for a period of twelve (12) years from the date of installation, MEUS will replace any defective parts or compressor without charge for the part or compressor. The replacement parts and/or compressor are warranted for the remainder of the original 12-year warranty period. Parts and/or compressors used for replacement may be of like kind and quality and may be new or remanufactured. Defective parts and/or compressors must be made available to MEUS in exchange for the replacement parts and become the property of MEUS.



# **MITSUBISHI CERTIFIED** **TRAINING ROOMS**

LOCATED AT GENSCO TACOMA AND VANCOUVER BRANCHES

## WITH ONGOING TECHNICAL TRAINING, YOUR BUSINESS CAN:



**REDUCE  
CALLBACKS**



**SAVE TIME &  
INCREASE EFFICIENCY**



**UTILIZE ADVANCING  
TECHNOLOGIES**



**LEARN & APPLY  
NEW PRACTICES**

REGISTER FOR CLASSES @ [GENSCOCUSTOMER.COM](https://www.genscocustomer.com)

# GENSCO

CUSTOMER.COM | APP

## CORPORATE & MANUFACTURING

4402 20th St E  
Tacoma, WA 98424  
(253) 620-8203  
(877) 620-8203

## ANCHORAGE

501 E 100th Ave  
Anchorage, AK 99515  
(907) 274-6507  
(800) 478-6507

## AUBURN

260 44th St NW  
Auburn, WA 98001  
(253) 859-2472  
(877) 859-4344

## BELLINGHAM

1630 Division St  
Bellingham, WA 98226  
(360) 676-8874  
(800) 729-8874

## BEND

1100 SE 9th St  
Bend, OR 97702  
(541) 388-1547  
(800) 359-1547

## BILLINGS

465 S 18th St W  
Billings, MT 59102  
(406) 655-0028  
(800) 279-7426

## BOISE

1685 East Lanark Street  
Meridian, ID 83642  
(208) 322-4402  
(800) 795-4402

## BREMERTON

286 National Ave S  
Bremerton, WA 98312  
(360) 377-8887  
(866) 337-8887

## EUGENE

3170 W 5th Ave  
Eugene, OR 97402  
(541) 484-9831  
(800) 892-1566

## EVERETT

710 132nd St Sw  
Everett, WA 98204  
(425) 513-6968  
(800) 729-6968

## HILLSBORO

7315 NW Evergreen Pkwy,  
#900 Hillsboro, OR 97124  
(503) 718-0234  
(877) 718-0234

## KENNEWICK

314 N Wilson Place  
Kennewick, WA 99336  
(509) 735-0427  
(800) 729-0427

## KIRKLAND

11403 120th Ave NE  
Kirkland, WA 98033  
(425) 821-3546  
(800) 729-9644

## MEDFORD

2305 Sage Rd  
Medford, OR 97501  
(541) 779-8173  
(800) 359-8173

## MILWAUKIE

5505 SE Mallard Way  
Milwaukie, OR 97222  
(503) 794-2910  
(800) 283-3836

## MISSOULA

4650 Harlequin Ct  
Missoula, MT 59808  
(406) 543-1133  
(800) 755-1133

## OLYMPIA

8992 Select Ct SE  
Tumwater, WA 98501  
(360) 491-8393  
(800) 729-8393

## PORTLAND

2270 NE Argyle St  
Portland, OR 97211  
(503) 288-7473  
(800) 359-7473

## SALEM

3790 Fairview Industrial Dr SE  
Salem, OR 97302  
(503) 585-1743  
(800) 359-1743

## SEATTLE

201 S Fidalgo Street  
Seattle, WA 98108  
(206) 682-7591  
(800) 729-7591

## SPOKANE

5808 E Sharp  
Spokane, WA 99212  
(509) 534-2043  
(800) 729-2043

## TACOMA

4502 20th St E  
Tacoma, WA 98424  
(253) 922-3003  
(800) 729-3003

## TIGARD

7550 SW Tech Ctr Dr #230  
Tigard, OR 97223  
(503) 620-3112  
(800) 279-7887

## VANCOUVER

12620 NE 56th St  
Vancouver, WA 98682  
(360) 885-2013  
(800) 535-7098

## YAKIMA

2501 River Rd  
Yakima, WA 98902  
(509) 248-6226  
(800) 729-6226



## intelli-HEAT

S1, S2, S3 Power & Communication

---

Refrigerant Piping

---



\*Target estimate